

WASHINGTON STATE MIGRANT EDUCATION PROGRAM

MSDRS

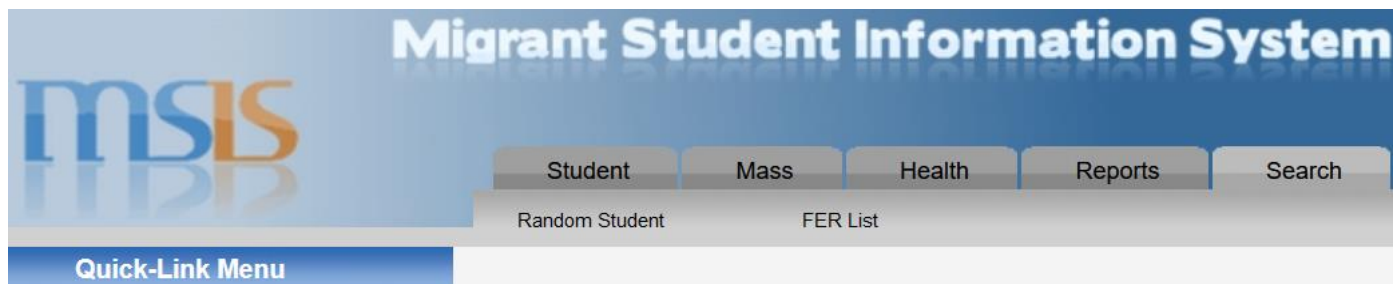
**Migrant Student Data, Recruitment and Support
810-B East Custer, Sunnyside WA / 800-274-6084**

MSIS REPORTS BOOKLET

www.msdr.org



This publication is licensed under a Creative Commons Attribution 4.0 International License



Overview

The MSIS Reports Booklet was designed for Federal Programs Directors, Records Clerks, Recruiters and Educational Staff. These reports in this booklet will help facilitate the process of completing Elementary and Secondary Education Act (ESEA) Consolidated Grant Applications in the Education Grant Management System (EGMS), reporting student data and prioritizing identification and recruitment. These reports also contain the students' latest information which helps with student placement upon arrival to a new school district in the State of Washington.

Washington State Migrant Education Program

Many migrant families move from school district to school district and from state to state. They withdraw their children from one school and enroll in another which interrupts their children's education. Often, children will be in a district for a limited time span and will return to their home base or move to other areas where parents obtain agriculture or fishing employment. These children represent many ethnic groups and may have limited English language skills. This, combined with irregular school attendance, poverty, often inadequate nutrition, poor housing, and high incidence of health problems, leads to low overall achievement and frustration, causing many children to drop out of school in their early teens.

Congress established the National Migrant Education Program in 1966 in an effort to meet the special needs of these children. This legislation authorized federal funding for a specific group of children who had limited access to traditional school systems – the children of migratory agricultural workers and fishermen.

Washington State's Migrant Education Program was developed in 1967 and was designed to provide services to help educate migrant children. Migrant children may receive supplementary basic skill instruction, supportive health services, and social service referrals, etc. The Washington State Migrant Education Program works closely with other state migrant programs in an effort to provide migrant students with the best possible education and increase the number of migrant students graduating from high school.

Migrant Student Information System–MSIS

A computerized database system, the Migrant Student Information System (MSIS) stores, maintains and transfers educational and health information for migrant students. The MSIS has the capability of providing migrant student transfer documents, state and school district monthly and yearly reports, as well as data for the federal performance report. The MSIS assists educators by providing continuity in educational and health reporting and record keeping. Utilizing the online capabilities of the MSIS, educators have immediate access to student academic and health information. In addition, MSIS will facilitate the merging of student data with a national database and web portal known as the Migrant Student Information Exchange (MSIX). MSIX is a web-based portal that links states' migrant student record databases to facilitate the national exchange of migrant students' information among the states. This innovative technology will work in conjunction with Washington State's MSIS allowing educators to view the academic and health information of migrant students who travel from state to state.



The Migrant Student Information Exchange (MSIX)

is the technology that allows States to share educational and health information on migrant children who travel from State to State and have student records in multiple States' information systems.

MSIX works in conjunction with the Migrant Student Information System (MSIS) to manage migrant student data and ensure that they are being appropriately evaluated and placed in school districts across Washington State.

When educators access these interactive databases that provide **secondary credits, assessments** and much more, our secondary migrant students reap the benefit and come closer to reaching their graduation goal.



Washington State

Migrant Student Data, Recruitment and Support

CONTACT INFORMATION

Director: Lionel G. Campos
Email: lcampos@msdr.org

Address: 810-B East Custer Avenue
Sunnyside, Washington 98944

Phone: (509) 837-2712
Toll Free: (800) 274-6084
Fax: (509) 839-9017
Website: www.msdr.org

DATA MANAGEMENT SERVICES COMPONENT

Coordinator: Lisa Schlenker
Email: lschlenker@msdr.org

Data Management Specialists/Trainers:

Name: Eric Garza (ID&R)
Email: egarza@msdr.org

Name: Evangelina "Bengie" Aguilar (MSIS)
Email: baguilar@msdr.org

Name: Margaret Lope (MSIS)
Email: mlopez@msdr.org

Table of Contents

Section 1: Health

3 Year Physical Exam Report----- Page 1

Immunizations-Exemptions On File Report----- Page 2

MDA Report ----- Page 3

Section 2: Statistical

COE Time Lapse Report----- Page 1

District Reporting Summary-----Page 2

End-of-Year Data Summary-----Page 3

Enrollment Comparison Summary-----Page 4

Grade/Age Distribution Summary -----Page 5

ID&R Activities-Three Year Comparison----- Page 6

iGrant Graduation Report----- Page 7

Mobility Report-----Page 8

MSIS Data Reporting Activities -----Page 9

Served in Preschool Report----- Page 10

Statewide Dashboard----- Page 11-15

Three Year COE/Enroll Comparison----- Page 16

Top Crop and Activity Report----- Page 17

Table of Contents

Section 3: Student Lists

| | |
|--|--------|
| District Enrollment Status Report----- | Page 1 |
| Migrant Student List ----- | Page 2 |
| Possible Missed Sibling Enrollment List----- | Page 3 |
| School District Customized List----- | Page 4 |
| Student Needs Assessment Data----- | Page 5 |
| Student Retention Report----- | Page 6 |
| Students Born in Other Countries Report----- | Page 7 |

Detailed Lists

| | |
|--|---------|
| Age 0-2 Student List----- | Page 8 |
| Migrant EOE Free Lunch Student List----- | Page 9 |
| Migrant Free Lunch Student List----- | Page 10 |
| Priority for Service Student List----- | Page 11 |
| Recovered Out of School Youth List----- | Page 12 |
| Students Turning 3 List----- | Page 13 |

Section 4: Eligibility

| | |
|---|--------|
| COE Eligibility Certificate----- | Page 1 |
| COE Generation Report----- | Page 2 |
| COE Revalidation Report----- | Page 3 |
| EOE Letter to Family----- | Page 4 |
| Possible Missed COE Report----- | Page 5 |
| Qualifying Arrival Date (QAD) Report----- | Page 6 |
| Termination Report----- | Page 7 |

Table of Contents

Section 5: Educational

Assessment

Building Pre/Post Test Summary -----Page 1

District Pre/Post Test Summary-----Page 2

Formal Assessment Report----- Page 3

Secondary

Commonly Failed Courses Report-----Page 4

Grade Level Credits Earned Summary-----Page 5

Math/English Assessment Report-----Page 6

Secondary Credit Report ----- Page 7

Student Credits Earned Summary-----Page 8

Supplemental

Building Supplemental Services Summary----- Page 9

District Supplemental Services Summary----- Page 10

Student Supplemental Services Report----- Page 11



Search

Reports

Educational

Health

Eligibility

Mass

Student Lists

Student

Statistical

Health

Health

This Section Contains:

- 3 Year Physical Exam Report
- Immunizations-Exemptions
On File Report
- MDA Report

3 Year Physical Exam Report

This report lists students who have had a physical examination within the last three (3) years.
Use this report to determine if migrant students need physicals or view information on abnormal results.

STEP 1:
Select **Health**
tab to view
Health Report

Migrant Student Information System

Student Mass Health Reports Search

Health Statistical Student Lists Eligibility Educational

Quick-Link Menu

Reports: Health

STEP 2:
Select the criteria
from the report
selection screen

Click
"Run Report"

3 Year Physical Exam Report

Building: ALL
Grade: ALL
Dates Using: A School Year
School Year:
List Students: In Need Of Physical Exams
Physical Status: Most Recent Physical
Enrollment Options: Currently Enrolled
Sorting Options: Sort by Exam Date
Report Format: Online

Run Report

STEP 3:
View 3 Year
Physical Exam
Report

Washington State Migrant Student Data, Recruitment and Support Office

3 YEAR PHYSICAL EXAM REPORT

Students In Need Of Physical Exams

WA MIG ED PROGRAM

ELEMENTARY SCHOOL

| Student Name | Student ID | SSID | Birth Date | Grade | Priority | Exam Date | Exam Result | Report District | Exam Status |
|-----------------------------------|------------|------|------------|-------|----------|------------|-------------|-----------------|-----------------|
| RAMIREZ | | | | 2 | No | | | | |
| GONZALEZ, | | | | 1 | No | 12/15/2011 | Normal | | Parent Reported |
| DIEGO | | | | 5 | Yes | 11/13/2014 | Normal | | Parent Reported |
| ELEMENTARY SCHOOL Total: 3 | | | | | | | | | |

Immunizations-Exemptions On File Report

This report displays students that have an immunization or exemption on file at the district they are enrolled in.

Use this report to identify migrant students with missing immunizations.

STEP 1:
Select **Health** tab to view Health Reports

STEP 2:
Select the criteria from the report selection screen

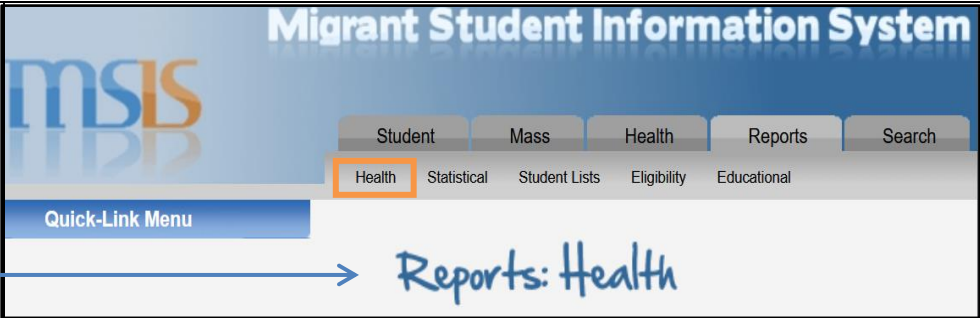
Click "Run Report"

STEP 3:
View Immunizations-Exemptions On File Report

MDA Report

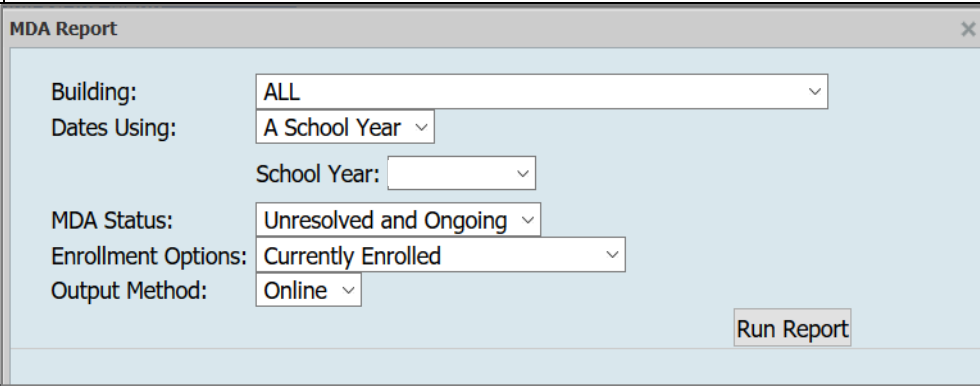
This report lists students who have had a medical diagnosed alert (MDA).
Use this report to view possibly serious medical diagnosed alerts for migrant students.

STEP 1:
Select **Health** tab to view Health Reports

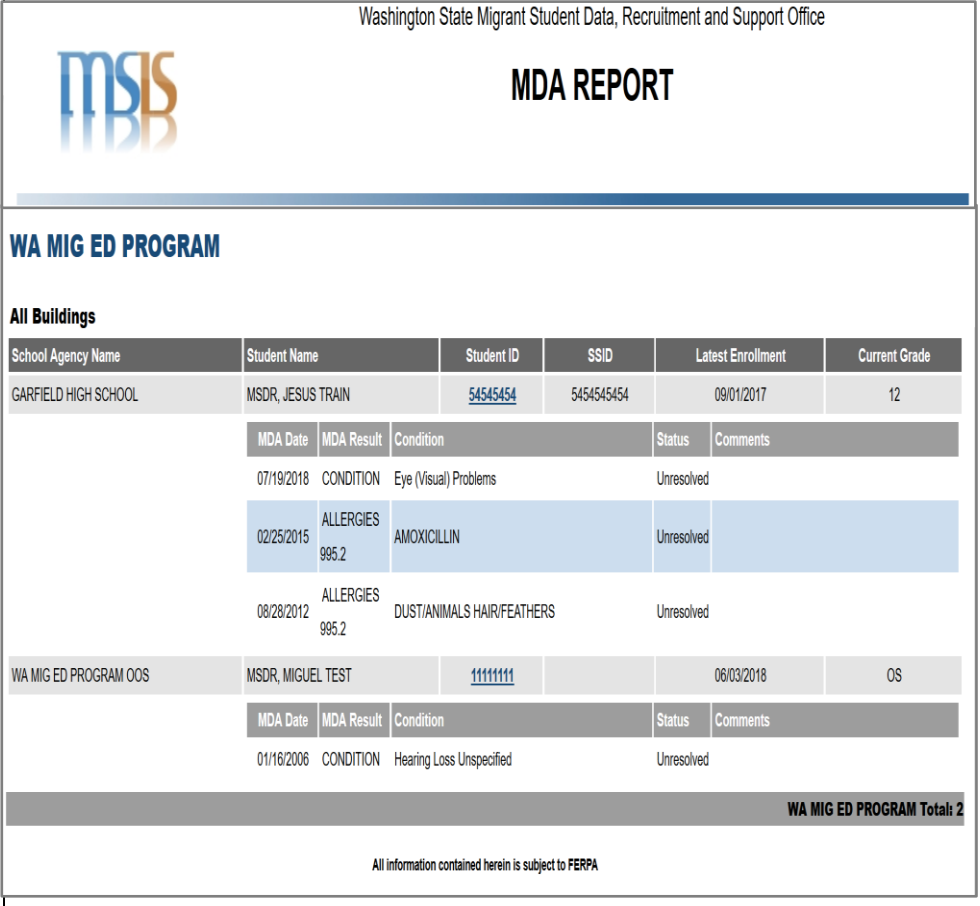


STEP 2:
Select the criteria from the report selection screen

Click "Run Report"



STEP 3:
View MDA Report



Statistical

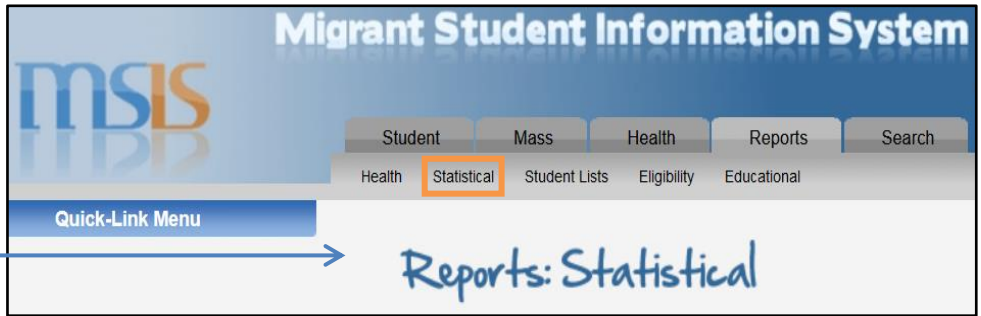
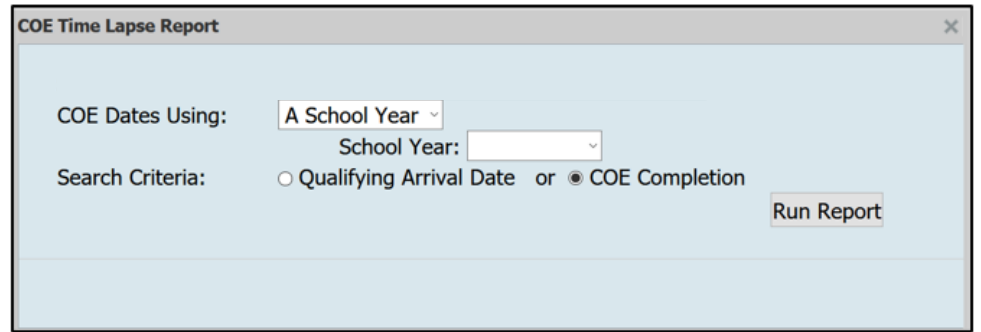
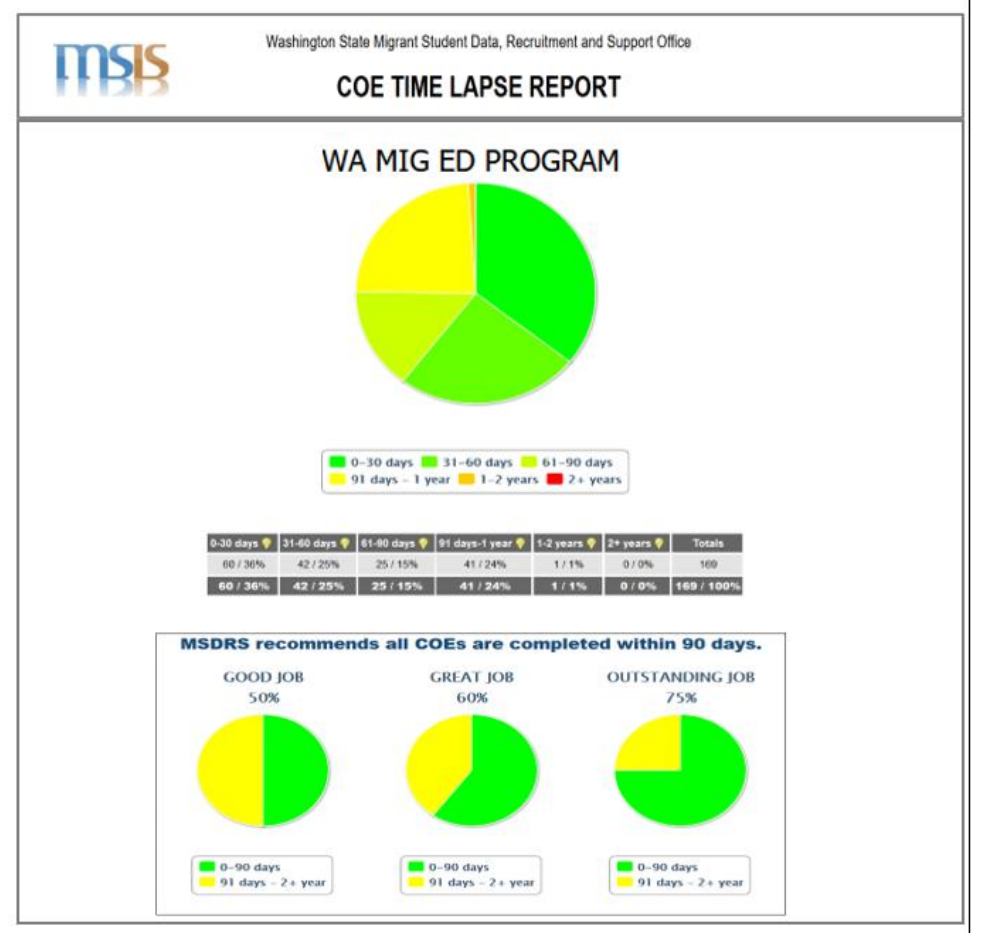
This Section Contains:

- COE Time Lapse Report
- District Reporting Summary
- End-of-Year Data Summary
- Enrollment Comparison Summary
- Grade/Age Distribution Summary
- ID&R Activities–Three Year Comparison
- iGrant Graduation Report
- Mobility Report
- MSIS Data Reporting Activities
- Served in Preschool Report
- Statewide Dashboard
- Three Year COE/Enroll Comparison
- Top Crop and Activity Report

COE Time Lapse Report

This report displays the number and percentage of COEs completed and the days that have elapsed between the qualifying arrival date (QAD) and the date the COE was generated in the MSIS.

Use this report to assess if your COEs are being completed in a timely manner.

| <p>STEP 1: Select Statistical tab to view Statistical Reports</p> |  | | | | | | | | | | | | | | | | | | | | | |
|--|---|------------|----------------|------------|----------------|------------|----------|--------|----------|----------|----------|----------|--------|--------|-----|----------|----------|----------|----------|--------|--------|------------|
| <p>STEP 2: Select the criteria from the report selection screen Click "Run Report"</p> |  | | | | | | | | | | | | | | | | | | | | | |
| <p>STEP 3: View COE Time Lapse Report</p> |  <p>WA MIG ED PROGRAM</p> <p>Legend: 0-30 days (green), 31-60 days (light green), 61-90 days (yellow), 91 days - 1 year (orange), 1-2 years (red), 2+ years (dark red)</p> <table border="1"> <thead> <tr> <th>0-30 days</th> <th>31-60 days</th> <th>61-90 days</th> <th>91 days-1 year</th> <th>1-2 years</th> <th>2+ years</th> <th>Totals</th> </tr> </thead> <tbody> <tr> <td>60 / 36%</td> <td>42 / 25%</td> <td>25 / 15%</td> <td>41 / 24%</td> <td>1 / 1%</td> <td>0 / 0%</td> <td>169</td> </tr> <tr> <td>60 / 36%</td> <td>42 / 25%</td> <td>25 / 15%</td> <td>41 / 24%</td> <td>1 / 1%</td> <td>0 / 0%</td> <td>169 / 100%</td> </tr> </tbody> </table> <p>MSDRS recommends all COEs are completed within 90 days.</p> <p>GOOD JOB 50% Legend: 0-90 days (green), 91 days - 2+ year (yellow)</p> <p>GREAT JOB 60% Legend: 0-90 days (green), 91 days - 2+ year (yellow)</p> <p>OUTSTANDING JOB 75% Legend: 0-90 days (green), 91 days - 2+ year (yellow)</p> | 0-30 days | 31-60 days | 61-90 days | 91 days-1 year | 1-2 years | 2+ years | Totals | 60 / 36% | 42 / 25% | 25 / 15% | 41 / 24% | 1 / 1% | 0 / 0% | 169 | 60 / 36% | 42 / 25% | 25 / 15% | 41 / 24% | 1 / 1% | 0 / 0% | 169 / 100% |
| 0-30 days | 31-60 days | 61-90 days | 91 days-1 year | 1-2 years | 2+ years | Totals | | | | | | | | | | | | | | | | |
| 60 / 36% | 42 / 25% | 25 / 15% | 41 / 24% | 1 / 1% | 0 / 0% | 169 | | | | | | | | | | | | | | | | |
| 60 / 36% | 42 / 25% | 25 / 15% | 41 / 24% | 1 / 1% | 0 / 0% | 169 / 100% | | | | | | | | | | | | | | | | |

District Reporting Summary

This report provides districts a summary of data entered by month and category.

Use this report to assess if data is being entered in a timely manner throughout the year.

STEP 1:
Select **Statistical**
tab to view
Statistical
Reports

Migrant Student Information System

msis

Student

Mass

Health

Reports

Search

Health

Statistical

Student Lists

Eligibility

Educational

Quick-Link Menu

Reports: Statistical

STEP 2:
Select the criteria
from the report
selection screen

Click “Run Report”

District Reporting Summary

School Year:

Eligibility Status:

All Eligible

☐ Summer School Only

Run Report

STEP 3:
View District
Reporting
Summary

Washington State Migrant Student Data, Recruitment and Support Office

msis

DISTRICT REPORTING SUMMARY

Date Printed: 04/02/2019

WA MIG ED PROGRAM

| Type of Data | Aug | Sep | Oct | Nov | Dec | Jan | Feb | Mar | Apr | May | Jun | Jul | Aug | Total |
|----------------------------|-----|-----|-----|-----|-----|-----|-----|-----|-----|-----|-----|-----|-----|-------|
| Enrollments | 157 | 93 | 9 | 4 | 1 | 1 | 4 | 3 | | 8 | | 87 | 19 | 380 |
| Withdrawals / Attendance | 78 | 19 | 3 | 3 | 3 | 2 | 4 | | | 2 | 214 | 22 | 93 | 443 |
| Qualifying Arrival Dates | 2 | 2 | 31 | 11 | | 8 | 3 | 9 | 30 | 37 | | | | 133 |
| Termination Code | 1 | 2 | 3 | 4 | | 3 | | | | | 23 | 7 | 9 | 52 |
| Formal Assessment Data | 155 | 157 | | 200 | 204 | | 309 | | | 3 | | | | 1068 |
| Hours Attended | | | | | | | | | | | | | | 0 |
| Screening/Labs** | | | | 80 | 5 | 7 | 8 | | | | | | | 70 |
| Immunizations* | | | 33 | 3 | | | 4 | | | | 9 | | | 49 |
| Medically Diagnosed Alerts | | | | | | | | | | | | | | 0 |

*Based on generating district

**Based on reporting district

End-of-Year Data Summary

This report summarizes end-of-year data such as promotion, assessment, supplemental and attendance information.

Use this report for end-of-year analysis information in preparing end-of-year report for OSPI.

STEP 1:
Select **Statistical** tab to view Statistical Reports

Migrant Student Information System

Student Mass Health Reports Search

Health **Statistical** Student Lists Eligibility Educational

Quick-Link Menu

Reports: Statistical

STEP 2:
Select the criteria from the report selection screen

Click "Run Report"

End-of-Year Data Summary


Building: ALL

School Year:

Run Report

STEP 3:
View End-of-Year Data Summary

Washington State Migrant Student Data, Recruitment and Support Office



END-OF-YEAR DATA SUMMARY

WA MIG ED PROGRAM

All Buildings

| Grade Level | Total Students Enrolled | | | Promoted To Next Grade Level* | | | Meeting State Assessment Standards*** | | | Supplemental Program Data | | | | | Students With 90% Or Better Attendance | | | | |
|-------------|-------------------------|----|----|-------------------------------|----|---------|---------------------------------------|-----|---------|---------------------------|-----------------|-----------|-------------------|-----|--|----|-------|-------|--|
| | | M | F | YES | NO | Unknown | Math | ELA | Science | Migrant | Title I Regular | State Bil | Special Education | LAP | Yes | No | % Yes | Unrep | |
| P2 | | | | | | | | | | | | | | | | | - | | |
| P3 | 2 | 1 | 1 | | | | | | | | | | | | | | 0% | | |
| P4 | 3 | 3 | | | | | | | | | | | | | | | 0% | | |
| P5 | 1 | | 1 | | | | | | | | | | | | | | 0% | | |
| K | 7 | 2 | 5 | | | | | | | | | 4 | | 2 | 2 | | 29% | 5 | |
| P2-K Totals | 13 | 6 | 7 | | | | | | | | 4 | | | 2 | 2 | | 15% | 5 | |
| 1 | 6 | 4 | 2 | 3 | 2 | 1 | | | | | 6 | | | 4 | | | 0% | 6 | |
| 2 | 8 | 1 | 7 | 3 | 3 | 2 | | | | | 2 | | | 1 | | | 0% | 8 | |
| 3 | 12 | 4 | 8 | 8 | 4 | | | | | | 8 | 2 | | 6 | 2 | | 0% | 10 | |
| 4 | 8 | 4 | 4 | 4 | 4 | | 1 | | | | 6 | | | 6 | | | 0% | 8 | |
| 5 | 10 | 7 | 3 | 5 | 4 | 1 | 2 | 2 | | | 6 | 1 | | 1 | | | 10% | 9 | |
| 1-5 Totals | 44 | 20 | 24 | 23 | 17 | 4 | 3 | 2 | | | 28 | 3 | | 17 | 1 | 2 | 2% | 41 | |
| 6 | 5 | 4 | 1 | 4 | 1 | | | 1 | 2 | | 4 | 1 | | 1 | | | 20% | 4 | |
| 7 | 8 | 3 | 5 | 4 | 3 | 1 | 1 | 2 | 1 | | 4 | | | 1 | 1 | | 0% | 7 | |
| 8 | 6 | 3 | 3 | 4 | | 2 | 1 | | | | 4 | | | 1 | 1 | | 0% | 5 | |
| 6-8 Totals | 19 | 10 | 9 | 12 | 4 | 3 | 2 | 3 | 3 | | 12 | 1 | | 2 | 1 | 2 | 5% | 16 | |
| 9 | 6 | 4 | 2 | 5 | | 1 | 2 | 1 | 1 | | 2 | | | | | | 0% | 6 | |
| 10 | 6 | 3 | 3 | 6 | | | 1 | 1 | | | 5 | 1 | | | | | 0% | 6 | |
| 11 | 7 | 4 | 3 | 7 | | | | 1 | 1 | | 3 | | | | | 2 | 0% | 5 | |
| 12 | 3 | 3 | | 2 | 1 | | | | | | 2 | 1 | | | | | 0% | 3 | |
| 9-12 Totals | 22 | 14 | 8 | 20 | 1 | 1 | 3 | 3 | 2 | | 12 | 2 | | | | 2 | 0% | 20 | |
| Total | 98 | 50 | 48 | 55 | 22 | 8 | 8 | 8 | 5 | | 56 | 6 | | 21 | 4 | 6 | 4% | 82 | |

*Due to student mobility and re-enrollments, the totals may exceed the actual total number of unique students.

**Unknown counts are based on students who were OS for all of the previous school year or selected school year or those who are new to the state MEP.

***Counts in the Meeting State Assessment Standards columns use students' most recent assessment, taken within the previous 3 years, on file.

-Report includes school districts receiving migrant education program funds.

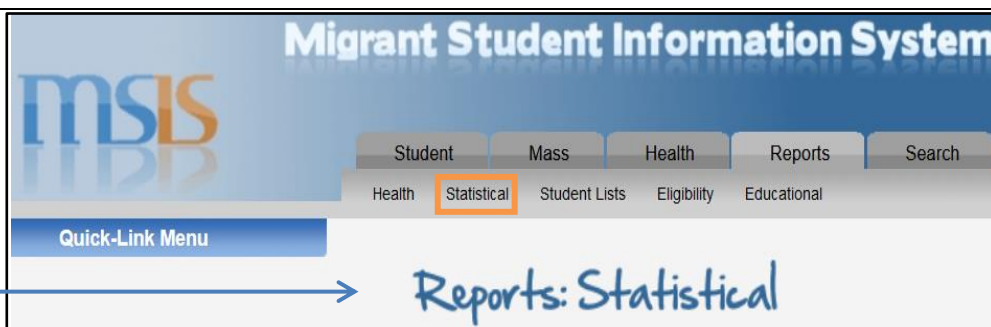
-To display Grade Level count details, select the number in the corresponding row. Total fields do not show details.

Enrollment Comparison Summary

This cumulative report provides a three (3) year comparison count of enrollments by buildings and months. Out-of-school counts are also included.

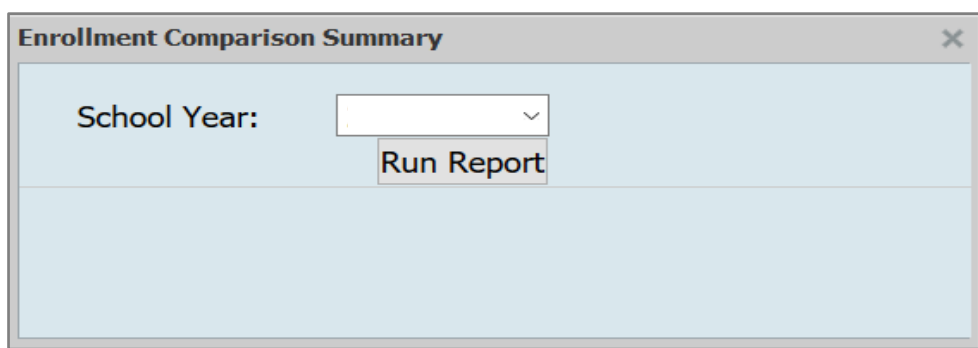
Use report to assess positive/negative enrollment counts, impact months and withdrawal activity for students.

STEP 1:
Select **Statistical**
tab to view
Statistical
Reports



STEP 2:
Select the criteria
from the report
selection screen

Click
"Run Report"



STEP 3:
View
Enrollment
Comparison
Summary

Washington State Migrant Student Data, Recruitment and Support Office

ENROLLMENT COMPARISON SUMMARY

Date Printed: 08/10/2020

WA MIG ED PROGRAM

| SCHOOL BUILDING | 2019-2020 COUNTS 08/28/2019 - 09/01/2020 | | | 2020-2021 COUNTS 09/02/2020 - 08/31/2021 | | | 2021-2022 COUNTS 09/01/2021 - 08/31/2022 | | |
|-----------------------------------|---|-----------|-----------|---|-----------|-----------|---|-----------|-----------|
| | Enrolled | Withdrawn | Attending | Enrolled | Withdrawn | Attending | Enrolled | Withdrawn | Attending |
| ADAMS PRESCHOOL | 0 | 0 | 0 | 1 | 0 | 1 | 0 | 0 | 0 |
| EISENHOWER MIDDLE SCHOOL | 2 | 2 | 0 | 0 | 0 | 0 | 1 | 0 | 1 |
| GARFIELD HIGH SCHOOL | 2 | 1 | 1 | 4 | 1 | 3 | 0 | 0 | 0 |
| JEFFERSON ELEM | 0 | 0 | 0 | 0 | 0 | 0 | 0 | 0 | 0 |
| JEFFERSON ELEM - SUMMER | 0 | 0 | 0 | 0 | 0 | 0 | 0 | 0 | 0 |
| JEFFERSON ELEM NON MIGRANT SUMMER | 0 | 0 | 0 | 1 | 1 | 0 | 0 | 0 | 0 |
| JOHNSON HIGH SCHOOL | 1 | 1 | 0 | 0 | 0 | 0 | 1 | 1 | 0 |
| KENNEDY HIGH - SUMMER | 0 | 0 | 0 | 0 | 0 | 0 | 1 | 0 | 1 |
| KENNEDY HIGH SCHOOL | 0 | 0 | 0 | 1 | 0 | 1 | 2 | 0 | 2 |
| LINCOLN PRESCHOOL | 0 | 0 | 0 | 0 | 0 | 0 | 0 | 0 | 0 |
| MADISON ELEM | 0 | 0 | 0 | 0 | 0 | 0 | 0 | 0 | 0 |
| ROOSEVELT MIDDLE SCHOOL | 1 | 0 | 1 | 1 | 1 | 0 | 0 | 0 | 0 |
| TRUMAN MIDDLE SCHOOL | 0 | 0 | 0 | 1 | 1 | 0 | 0 | 0 | 0 |
| WA MIG ED DTD - EWU SUMMER | N/A | N/A | N/A | 0 | 0 | 0 | 0 | 0 | 0 |
| WASHINGTON ELEM | 0 | 0 | 0 | 0 | 0 | 0 | 0 | 0 | 0 |
| DISTRICT TOTAL: | 6 | 4 | 2 | 9 | 4 | 5 | 5 | 1 | 4 |

| SCHOOL BUILDING | 2019-2020 COUNTS 08/28/2019 - 09/01/2020 | | | 2020-2021 COUNTS 09/02/2020 - 08/31/2021 | | | 2021-2022 COUNTS 09/01/2021 - 08/31/2022 | | |
|-----------------------|---|-----------|-----------|---|-----------|-----------|---|-----------|-----------|
| | Enrolled | Withdrawn | Attending | Enrolled | Withdrawn | Attending | Enrolled | Withdrawn | Attending |
| August | 0 | 0 | 0 | 0 | 0 | 0 | 0 | 0 | 0 |
| September | 6 | 0 | 6 | 5 | 0 | 5 | 4 | 0 | 4 |
| October | 0 | 0 | 0 | 0 | 0 | 0 | 0 | 0 | 0 |
| November | 0 | 0 | 0 | 1 | 0 | 0 | 0 | 0 | 0 |
| December | 0 | 0 | 0 | 0 | 0 | 0 | 0 | 0 | 0 |
| January | 0 | 0 | 0 | 0 | 0 | 0 | 0 | 0 | 0 |
| February | 0 | 1 | 0 | 0 | 0 | 0 | 0 | 0 | 0 |
| March | 0 | 0 | 0 | 0 | 0 | 0 | 0 | 0 | 0 |
| April | 0 | 0 | 0 | 0 | 0 | 0 | 1 | 0 | 0 |
| May | 0 | 0 | 0 | 1 | 0 | 0 | 0 | 0 | 0 |
| June | 0 | 3 | 2 | 1 | 3 | 0 | 0 | 1 | 0 |
| July | 0 | 0 | 0 | 1 | 0 | 0 | 0 | 0 | 0 |
| August | 0 | 0 | 0 | 0 | 1 | 0 | - | - | - |
| TOTAL TO-DATE: | 6 | 4 | 2 | 9 | 4 | 5 | 5 | 1 | 4 |

*Students ages 3-21, Out-Of-School: Summer if applicable
*Report includes Continuation of Services Students
*Report includes duplicate enrollments if applicable

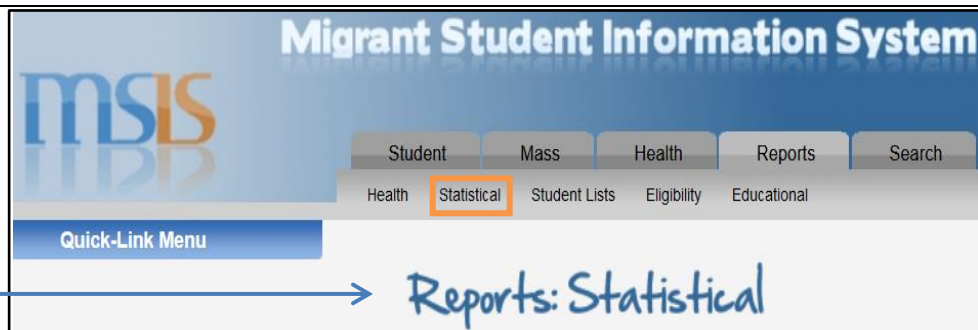
All information contained herein is subject to FERPA

Grade/Age Distribution Summary

This report calculates total number of students by age and grade level; identifying students who are one or two (1 or 2) years behind their peers or off course to graduate.

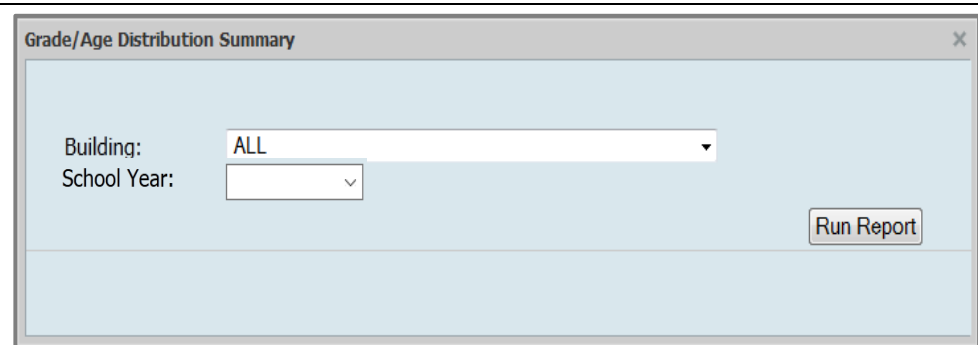
Use report to assess students who are older than their peers and the grade level they are currently enrolled.

STEP 1:
Select **Statistical**
tab to view
Statistical
Reports

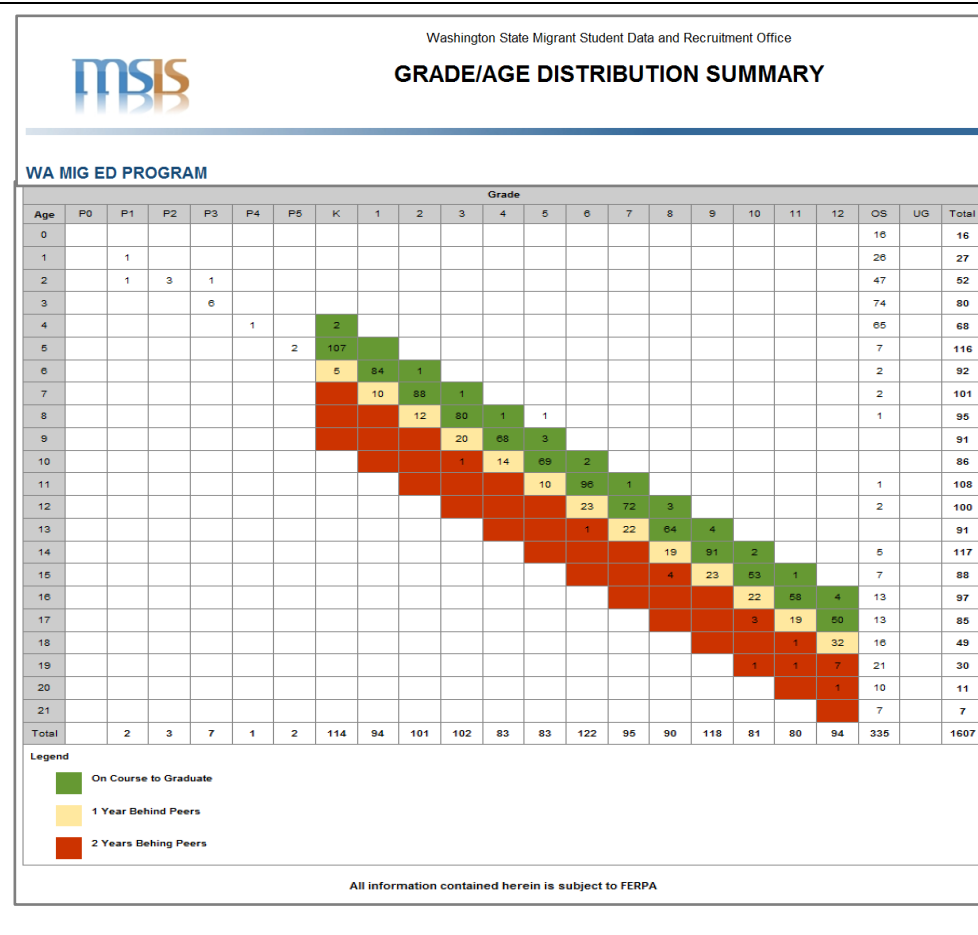


STEP 2:
Select the criteria
from the report
selection screen

Click
"Run Report"




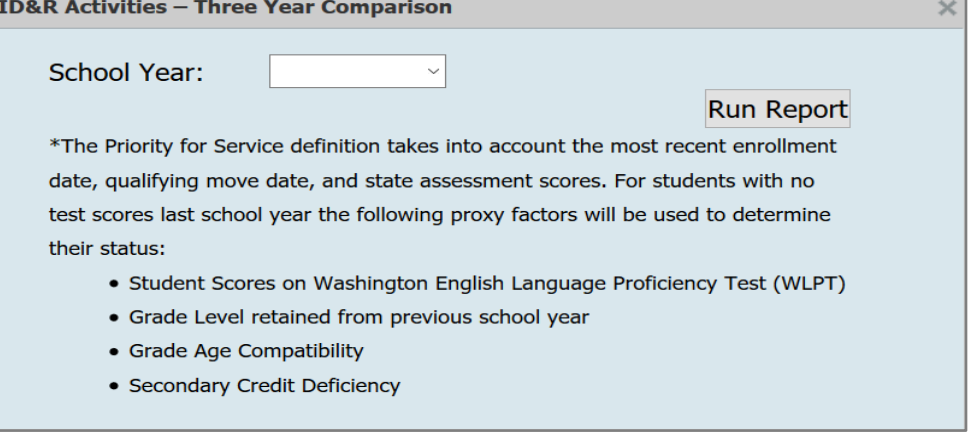
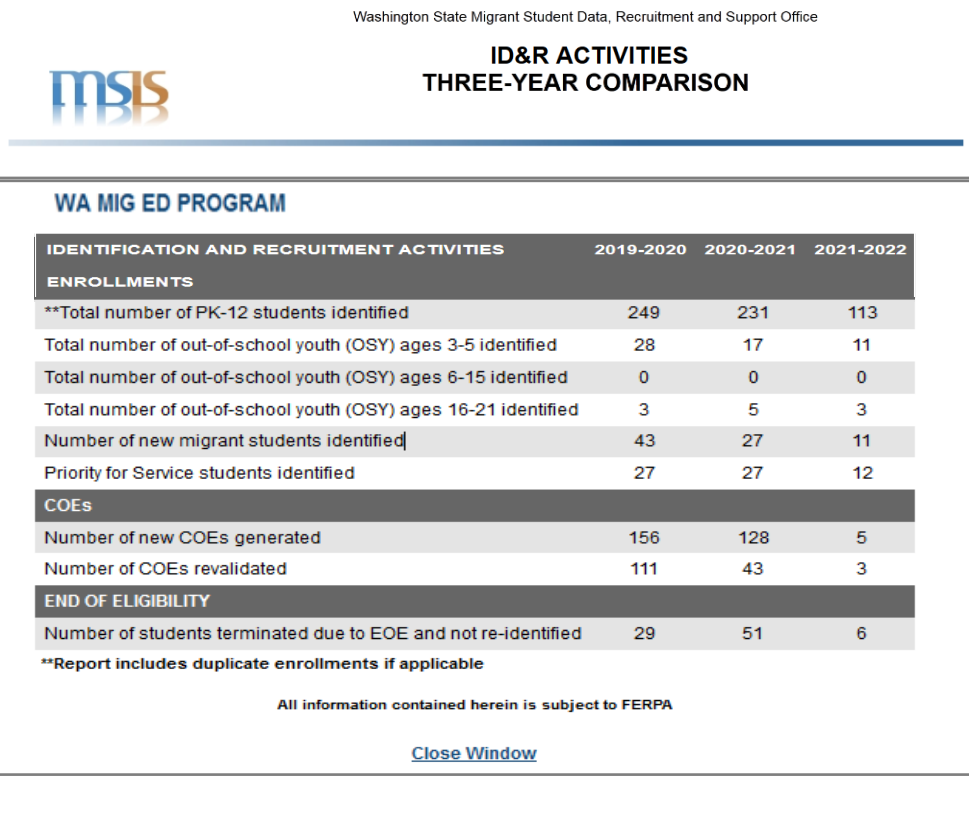
STEP 3:
View Grade/Age
Distribution
Summary



ID&R Activities-Three Year Comparison

This report can be used to assist school district staff in monitoring student identification and recruitment efforts and to compare counts for the last three school years.

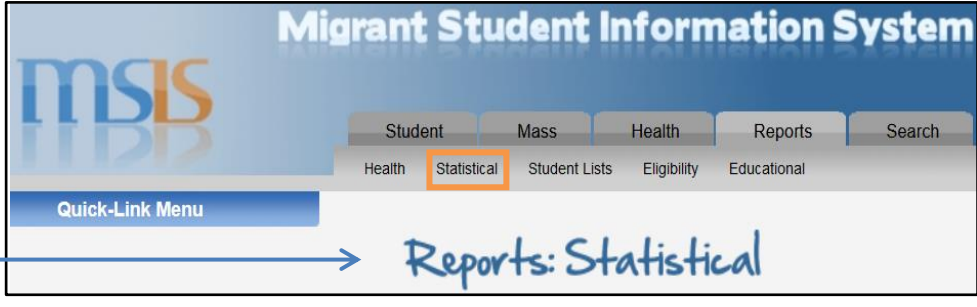
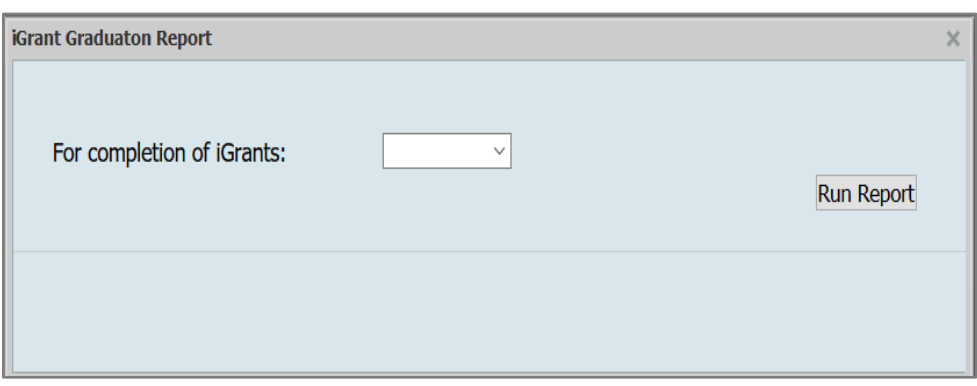
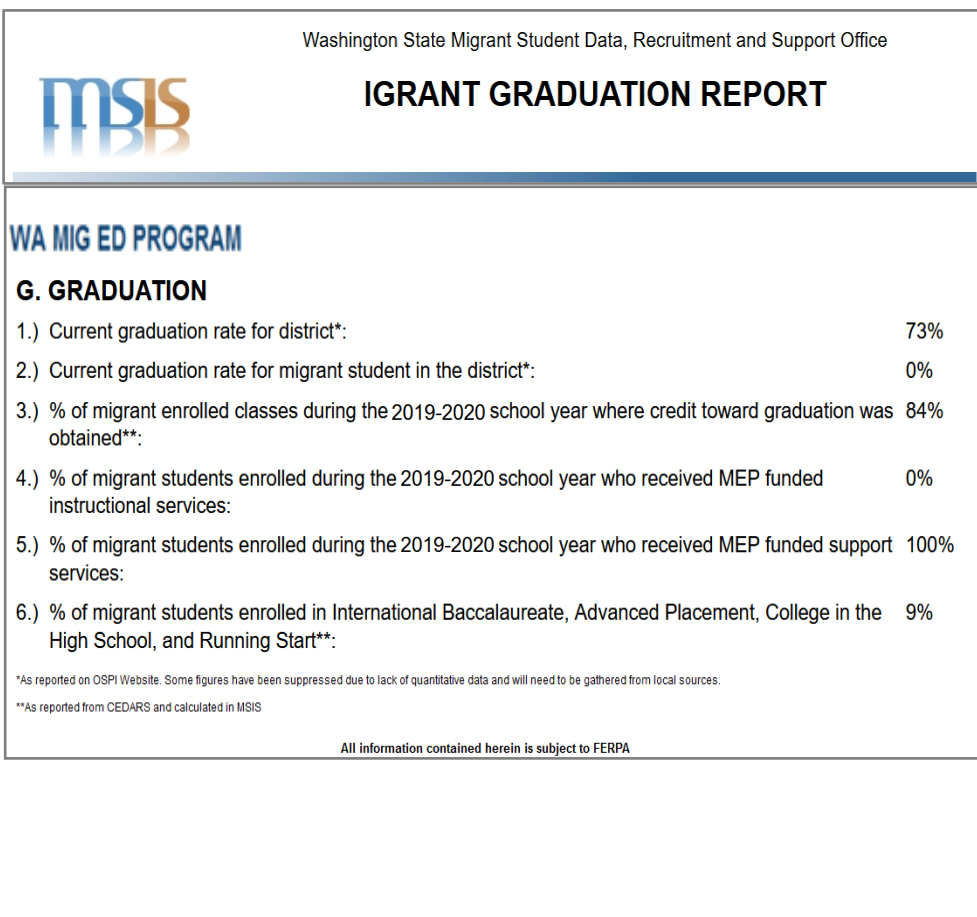
Use this report to evaluate and assess recruitment activities in your district.

| <p>STEP 1: Select Statistical tab to view Statistical Reports</p> |  | | | | | | | | | | | | | | | | | | | | | | | | | | | | | | | | | | | | | | | | | | | | | | | | | | | | |
|--|--|---|-----------|-----------|-----------|--------------------|--|--|--|---|-----|-----|-----|---|----|----|----|--|---|---|---|---|---|---|---|---|----|----|----|--|----|----|----|-------------|--|--|--|------------------------------|-----|-----|---|----------------------------|-----|----|---|---------------------------|--|--|--|--|----|----|---|
| <p>STEP 2: Select the criteria from the report selection screen Click "Run Report"</p> |  <p>ID&R Activities – Three Year Comparison</p> <p>School Year: <input type="text"/></p> <p>Run Report</p> <p>*The Priority for Service definition takes into account the most recent enrollment date, qualifying move date, and state assessment scores. For students with no test scores last school year the following proxy factors will be used to determine their status:</p> <ul style="list-style-type: none"> • Student Scores on Washington English Language Proficiency Test (WLPT) • Grade Level retained from previous school year • Grade Age Compatibility • Secondary Credit Deficiency | | | | | | | | | | | | | | | | | | | | | | | | | | | | | | | | | | | | | | | | | | | | | | | | | | | | |
| <p>STEP 3: View ID&R Activities- Three Year Comparison</p> |  <p>Washington State Migrant Student Data, Recruitment and Support Office</p> <p>ID&R ACTIVITIES THREE-YEAR COMPARISON</p> <p>WA MIG ED PROGRAM</p> <table border="1"> <thead> <tr> <th>IDENTIFICATION AND RECRUITMENT ACTIVITIES</th> <th>2019-2020</th> <th>2020-2021</th> <th>2021-2022</th> </tr> </thead> <tbody> <tr> <td colspan="4">ENROLLMENTS</td> </tr> <tr> <td>**Total number of PK-12 students identified</td> <td>249</td> <td>231</td> <td>113</td> </tr> <tr> <td>Total number of out-of-school youth (OSY) ages 3-5 identified</td> <td>28</td> <td>17</td> <td>11</td> </tr> <tr> <td>Total number of out-of-school youth (OSY) ages 6-15 identified</td> <td>0</td> <td>0</td> <td>0</td> </tr> <tr> <td>Total number of out-of-school youth (OSY) ages 16-21 identified</td> <td>3</td> <td>5</td> <td>3</td> </tr> <tr> <td>Number of new migrant students identified</td> <td>43</td> <td>27</td> <td>11</td> </tr> <tr> <td>Priority for Service students identified</td> <td>27</td> <td>27</td> <td>12</td> </tr> <tr> <td colspan="4">COEs</td> </tr> <tr> <td>Number of new COEs generated</td> <td>156</td> <td>128</td> <td>5</td> </tr> <tr> <td>Number of COEs revalidated</td> <td>111</td> <td>43</td> <td>3</td> </tr> <tr> <td colspan="4">END OF ELIGIBILITY</td> </tr> <tr> <td>Number of students terminated due to EOE and not re-identified</td> <td>29</td> <td>51</td> <td>6</td> </tr> </tbody> </table> <p>**Report includes duplicate enrollments if applicable</p> <p>All information contained herein is subject to FERPA</p> <p>Close Window</p> | IDENTIFICATION AND RECRUITMENT ACTIVITIES | 2019-2020 | 2020-2021 | 2021-2022 | ENROLLMENTS | | | | **Total number of PK-12 students identified | 249 | 231 | 113 | Total number of out-of-school youth (OSY) ages 3-5 identified | 28 | 17 | 11 | Total number of out-of-school youth (OSY) ages 6-15 identified | 0 | 0 | 0 | Total number of out-of-school youth (OSY) ages 16-21 identified | 3 | 5 | 3 | Number of new migrant students identified | 43 | 27 | 11 | Priority for Service students identified | 27 | 27 | 12 | COEs | | | | Number of new COEs generated | 156 | 128 | 5 | Number of COEs revalidated | 111 | 43 | 3 | END OF ELIGIBILITY | | | | Number of students terminated due to EOE and not re-identified | 29 | 51 | 6 |
| IDENTIFICATION AND RECRUITMENT ACTIVITIES | 2019-2020 | 2020-2021 | 2021-2022 | | | | | | | | | | | | | | | | | | | | | | | | | | | | | | | | | | | | | | | | | | | | | | | | | | |
| ENROLLMENTS | | | | | | | | | | | | | | | | | | | | | | | | | | | | | | | | | | | | | | | | | | | | | | | | | | | | | |
| **Total number of PK-12 students identified | 249 | 231 | 113 | | | | | | | | | | | | | | | | | | | | | | | | | | | | | | | | | | | | | | | | | | | | | | | | | | |
| Total number of out-of-school youth (OSY) ages 3-5 identified | 28 | 17 | 11 | | | | | | | | | | | | | | | | | | | | | | | | | | | | | | | | | | | | | | | | | | | | | | | | | | |
| Total number of out-of-school youth (OSY) ages 6-15 identified | 0 | 0 | 0 | | | | | | | | | | | | | | | | | | | | | | | | | | | | | | | | | | | | | | | | | | | | | | | | | | |
| Total number of out-of-school youth (OSY) ages 16-21 identified | 3 | 5 | 3 | | | | | | | | | | | | | | | | | | | | | | | | | | | | | | | | | | | | | | | | | | | | | | | | | | |
| Number of new migrant students identified | 43 | 27 | 11 | | | | | | | | | | | | | | | | | | | | | | | | | | | | | | | | | | | | | | | | | | | | | | | | | | |
| Priority for Service students identified | 27 | 27 | 12 | | | | | | | | | | | | | | | | | | | | | | | | | | | | | | | | | | | | | | | | | | | | | | | | | | |
| COEs | | | | | | | | | | | | | | | | | | | | | | | | | | | | | | | | | | | | | | | | | | | | | | | | | | | | | |
| Number of new COEs generated | 156 | 128 | 5 | | | | | | | | | | | | | | | | | | | | | | | | | | | | | | | | | | | | | | | | | | | | | | | | | | |
| Number of COEs revalidated | 111 | 43 | 3 | | | | | | | | | | | | | | | | | | | | | | | | | | | | | | | | | | | | | | | | | | | | | | | | | | |
| END OF ELIGIBILITY | | | | | | | | | | | | | | | | | | | | | | | | | | | | | | | | | | | | | | | | | | | | | | | | | | | | | |
| Number of students terminated due to EOE and not re-identified | 29 | 51 | 6 | | | | | | | | | | | | | | | | | | | | | | | | | | | | | | | | | | | | | | | | | | | | | | | | | | |

iGrant Graduation Report

This report generates the iGrant section (G. Graduation) data, displaying items 1 through 6 of the required data reported during the previous school year.

Use this report to help FPD with end-of-year data reporting.

| | | | | | | | | | | | | | |
|---|--|--|-----|---|----|---|-----|---|----|---|------|---|----|
| <p>STEP 1: Select Statistical tab to view Statistical Reports</p> |  | | | | | | | | | | | | |
| <p>STEP 2: Select the criteria from the report selection screen</p> <p>Click "Run Report"</p> |  | | | | | | | | | | | | |
| <p>STEP 3: View iGrant Graduation Report</p> |  <p>Washington State Migrant Student Data, Recruitment and Support Office</p> <p>IGRANT GRADUATION REPORT</p> <p>WA MIG ED PROGRAM</p> <p>G. GRADUATION</p> <table border="0"> <tbody> <tr> <td>1.) Current graduation rate for district*:</td> <td>73%</td> </tr> <tr> <td>2.) Current graduation rate for migrant student in the district*:</td> <td>0%</td> </tr> <tr> <td>3.) % of migrant enrolled classes during the 2019-2020 school year where credit toward graduation was obtained**:</td> <td>84%</td> </tr> <tr> <td>4.) % of migrant students enrolled during the 2019-2020 school year who received MEP funded instructional services:</td> <td>0%</td> </tr> <tr> <td>5.) % of migrant students enrolled during the 2019-2020 school year who received MEP funded support services:</td> <td>100%</td> </tr> <tr> <td>6.) % of migrant students enrolled in International Baccalaureate, Advanced Placement, College in the High School, and Running Start**:</td> <td>9%</td> </tr> </tbody> </table> <p><small>*As reported on OSPI Website. Some figures have been suppressed due to lack of quantitative data and will need to be gathered from local sources.</small></p> <p><small>**As reported from CEDARS and calculated in MSIS</small></p> <p><small>All information contained herein is subject to FERPA</small></p> | 1.) Current graduation rate for district*: | 73% | 2.) Current graduation rate for migrant student in the district*: | 0% | 3.) % of migrant enrolled classes during the 2019-2020 school year where credit toward graduation was obtained**: | 84% | 4.) % of migrant students enrolled during the 2019-2020 school year who received MEP funded instructional services: | 0% | 5.) % of migrant students enrolled during the 2019-2020 school year who received MEP funded support services: | 100% | 6.) % of migrant students enrolled in International Baccalaureate, Advanced Placement, College in the High School, and Running Start**: | 9% |
| 1.) Current graduation rate for district*: | 73% | | | | | | | | | | | | |
| 2.) Current graduation rate for migrant student in the district*: | 0% | | | | | | | | | | | | |
| 3.) % of migrant enrolled classes during the 2019-2020 school year where credit toward graduation was obtained**: | 84% | | | | | | | | | | | | |
| 4.) % of migrant students enrolled during the 2019-2020 school year who received MEP funded instructional services: | 0% | | | | | | | | | | | | |
| 5.) % of migrant students enrolled during the 2019-2020 school year who received MEP funded support services: | 100% | | | | | | | | | | | | |
| 6.) % of migrant students enrolled in International Baccalaureate, Advanced Placement, College in the High School, and Running Start**: | 9% | | | | | | | | | | | | |

Mobility Report

This report lists mobility data by month for any cities/districts in WA State based on qualifying moves from California, Texas, Mexico, Oregon, or a combination of all US States/Countries.

Use this report to evaluate mobility patterns for migrant students in your district.

STEP 1:
Select **Statistical**
tab to view
Statistical
Reports

Migrant Student Information System

Student Mass Health Reports Search

Health **Statistical** Student Lists Eligibility Educational

Quick-Link Menu

Reports: Statistical

STEP 2:
Select the criteria
from the report
selection screen

Click
"Run Report"

Mobility Report

School Year(s) :
From: [] To: []

Display Counts By:
☒ Cities to which students moved.
☐ States/Countries from which students moved.

Report Format: [Online]
☐ Show Out of School Counts Only

Run Report

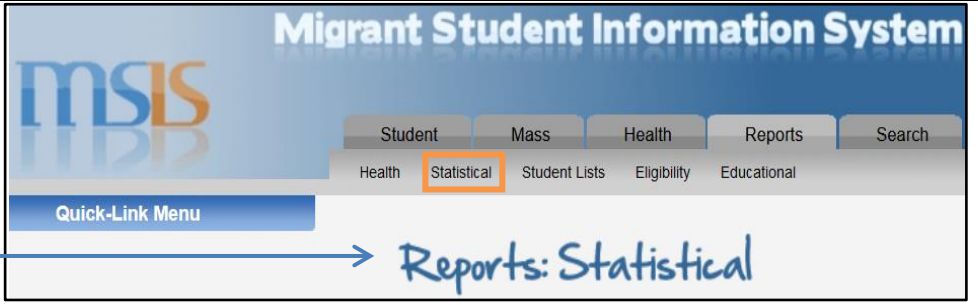

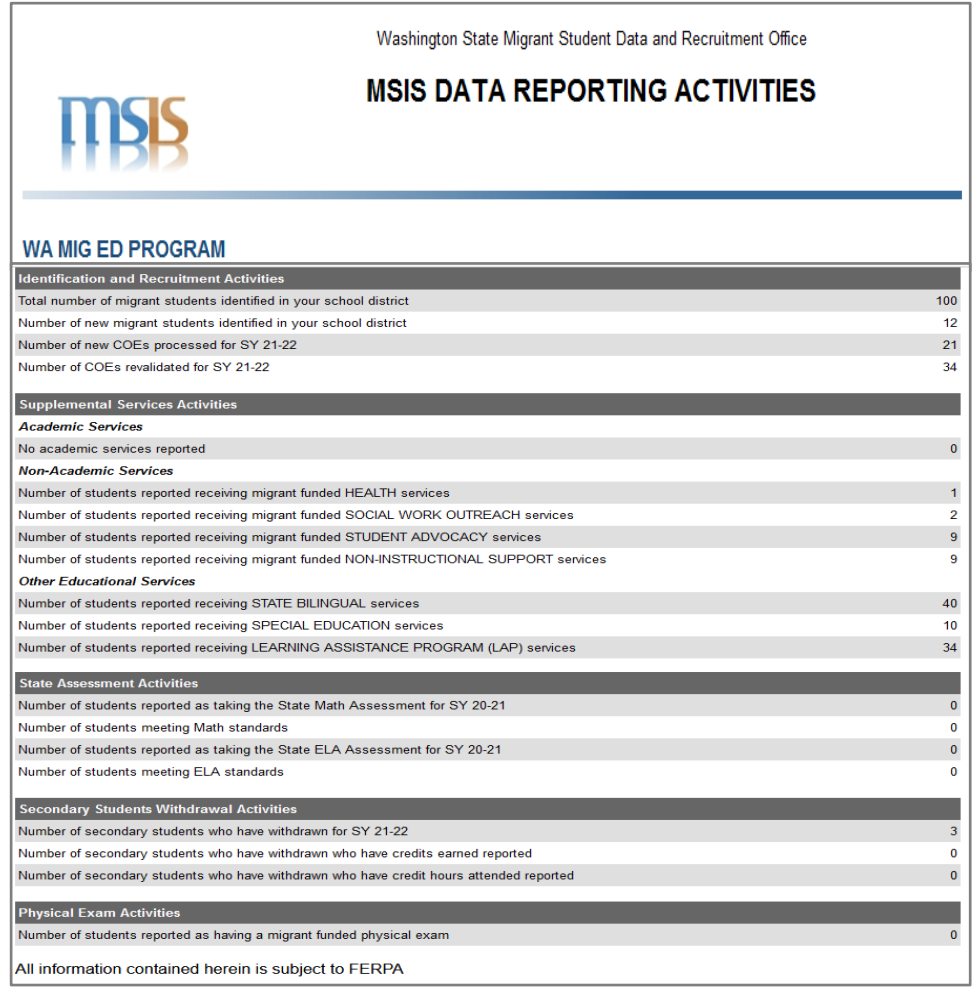
STEP 3:
View Mobility
Report – Click on
the numbers and
view detailed
information.

| MOBILITY REPORT | | | | | | | | | | | | | |
|--|-----|-----|-----|-----|-----|-----|-----|-----|-----|-----|-----|-----|--------|
| Count Of Students From All States / Countries To Washington Cities | | | | | | | | | | | | | |
| | Aug | Sep | Oct | Nov | Dec | Jan | Feb | Mar | Apr | May | Jun | Jul | Totals |
| ABERDEEN | 16 | 13 | 15 | 3 | 5 | | | | | | | | 55 |
| ARLINGTON | 5 | | | | 4 | 3 | 3 | | | | | | 12 |
| BANGOR | | | | 5 | | | | | | | | | 5 |
| BASIN CITY | 14 | | 2 | | | 1 | | | | | | | 17 |
| BELLINGHAM | 2 | 6 | | 3 | | | | | | | | | 11 |
| BENTON CITY | 26 | | | 4 | | 4 | | | | | | | 34 |
| BEVERLY | 12 | 2 | | | | | | | | | | | 14 |
| BINGEN | 2 | | | | | | | | | | | | 2 |
| BLAINE | | | | | 7 | | | | | | | | 7 |
| BOW | 2 | | | | | | | | | | | | 2 |
| BREMERTON | 4 | 3 | | | | | | | | | | | 7 |
| BREWSTER | 7 | 8 | 5 | | 2 | 22 | | | | | | | 44 |
| BRIDGEPORT | 9 | 5 | 2 | | 8 | 3 | | | | | | | 27 |
| BRINNON | | 4 | | | | | | | | | | | 4 |
| BUENA | 2 | | | | | 2 | | | | | | | 4 |
| BURBANK | 5 | | | | | 5 | | | | | | | 10 |
| BURLINGTON | 11 | | 4 | 8 | | 4 | | | | | | | 27 |
| CARSON | 4 | | | | | | | | | | | | 4 |
| CASHMERE | 27 | 1 | 5 | 3 | | 3 | | | | | | | 39 |
| CENTRALIA | 4 | | | | | 13 | | | | | | | 17 |
| CHELAN | 4 | 4 | 3 | 2 | | 3 | | | | | | | 16 |
| CHELAN FALLS | | 1 | | | | | | | | | | | 1 |
| CHINOOK | 4 | | | | 1 | | | | | | | | 5 |
| CLE ELUM | 4 | | | | | | | | | | | | 4 |
| COLLEGE PLACE | | | | | 4 | | | | | | | | 4 |
| CONNELL | 16 | 2 | 4 | 7 | | 4 | | | | | | | 33 |
| COULEE CITY | 3 | | | | | | | | | | | | 3 |
| COWICHE | 14 | | 8 | 2 | | 6 | | | | | | | 30 |
| DAYTON | 3 | | | | | | | | | | | | 3 |
| DRYDEN | 3 | 2 | | | | | | | | | | | 5 |
| DUVALL | | 2 | | | | | | | | | | | 2 |
| EAST WENATCHEE | 89 | 4 | 7 | 11 | 4 | 9 | 3 | | | | | | 127 |
| ELLENSBURG | 2 | 4 | | | | 4 | | | | | | | 10 |
| ELMA | | 3 | 10 | | 6 | | | | | | | | 19 |

MSIS Data Reporting Activities

This report can be used to assist school district staff in monitoring student recruitment and data reporting activities.


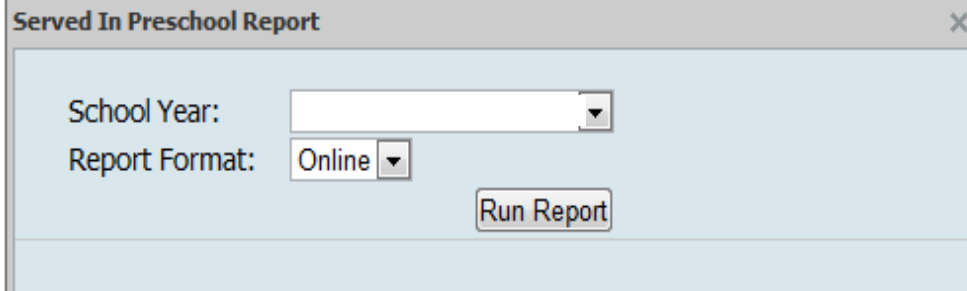
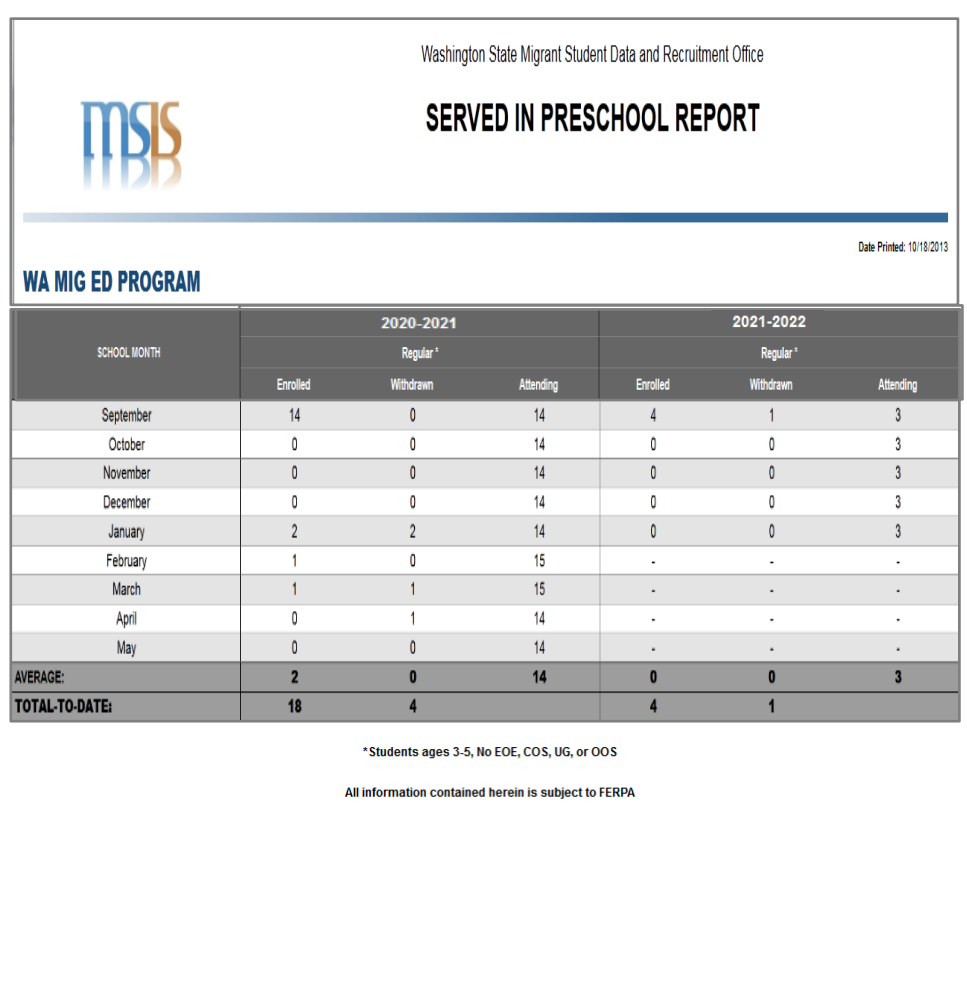
Use this report to evaluate and assess data entry activities in your district.

| <p>STEP 1: Select Statistical tab to view Statistical Reports</p> |  | | | | | | | | | | | | | | | | | | | | | | | | | | | | | | | | | | | | | | | | | | | | | | | | | | | | | | | | | | | | |
|--|---|-------------------|--|--|--|---|-----|---|----|---|----|---|----|---|--|--------------------------|--|-------------------------------|---|------------------------------|--|--|---|--|---|--|---|---|---|-----------------------------------|--|--|----|--|----|--|----|------------------------------------|--|--|---|---|---|---|---|--|---|---|--|--|---|--|---|---|---|---------------------------------|--|--|---|--|--|
| <p>STEP 2: Select the criteria from the report selection screen</p> <p>Click "Run Report"</p> |  | | | | | | | | | | | | | | | | | | | | | | | | | | | | | | | | | | | | | | | | | | | | | | | | | | | | | | | | | | | | |
| <p>STEP 3: View MSIS Data Reporting Activities Report</p> |  <table border="1"> <thead> <tr> <th colspan="2">WA MIG ED PROGRAM</th> </tr> </thead> <tbody> <tr> <td colspan="2">Identification and Recruitment Activities</td> </tr> <tr> <td>Total number of migrant students identified in your school district</td> <td>100</td> </tr> <tr> <td>Number of new migrant students identified in your school district</td> <td>12</td> </tr> <tr> <td>Number of new COEs processed for SY 21-22</td> <td>21</td> </tr> <tr> <td>Number of COEs revalidated for SY 21-22</td> <td>34</td> </tr> <tr> <td colspan="2">Supplemental Services Activities</td> </tr> <tr> <td colspan="2">Academic Services</td> </tr> <tr> <td>No academic services reported</td> <td>0</td> </tr> <tr> <td colspan="2">Non-Academic Services</td> </tr> <tr> <td>Number of students reported receiving migrant funded HEALTH services</td> <td>1</td> </tr> <tr> <td>Number of students reported receiving migrant funded SOCIAL WORK OUTREACH services</td> <td>2</td> </tr> <tr> <td>Number of students reported receiving migrant funded STUDENT ADVOCACY services</td> <td>9</td> </tr> <tr> <td>Number of students reported receiving migrant funded NON-INSTRUCTIONAL SUPPORT services</td> <td>9</td> </tr> <tr> <td colspan="2">Other Educational Services</td> </tr> <tr> <td>Number of students reported receiving STATE BILINGUAL services</td> <td>40</td> </tr> <tr> <td>Number of students reported receiving SPECIAL EDUCATION services</td> <td>10</td> </tr> <tr> <td>Number of students reported receiving LEARNING ASSISTANCE PROGRAM (LAP) services</td> <td>34</td> </tr> <tr> <td colspan="2">State Assessment Activities</td> </tr> <tr> <td>Number of students reported as taking the State Math Assessment for SY 20-21</td> <td>0</td> </tr> <tr> <td>Number of students meeting Math standards</td> <td>0</td> </tr> <tr> <td>Number of students reported as taking the State ELA Assessment for SY 20-21</td> <td>0</td> </tr> <tr> <td>Number of students meeting ELA standards</td> <td>0</td> </tr> <tr> <td colspan="2">Secondary Students Withdrawal Activities</td> </tr> <tr> <td>Number of secondary students who have withdrawn for SY 21-22</td> <td>3</td> </tr> <tr> <td>Number of secondary students who have withdrawn who have credits earned reported</td> <td>0</td> </tr> <tr> <td>Number of secondary students who have withdrawn who have credit hours attended reported</td> <td>0</td> </tr> <tr> <td colspan="2">Physical Exam Activities</td> </tr> <tr> <td>Number of students reported as having a migrant funded physical exam</td> <td>0</td> </tr> <tr> <td colspan="2">All information contained herein is subject to FERPA</td> </tr> </tbody> </table> | WA MIG ED PROGRAM | | Identification and Recruitment Activities | | Total number of migrant students identified in your school district | 100 | Number of new migrant students identified in your school district | 12 | Number of new COEs processed for SY 21-22 | 21 | Number of COEs revalidated for SY 21-22 | 34 | Supplemental Services Activities | | Academic Services | | No academic services reported | 0 | Non-Academic Services | | Number of students reported receiving migrant funded HEALTH services | 1 | Number of students reported receiving migrant funded SOCIAL WORK OUTREACH services | 2 | Number of students reported receiving migrant funded STUDENT ADVOCACY services | 9 | Number of students reported receiving migrant funded NON-INSTRUCTIONAL SUPPORT services | 9 | Other Educational Services | | Number of students reported receiving STATE BILINGUAL services | 40 | Number of students reported receiving SPECIAL EDUCATION services | 10 | Number of students reported receiving LEARNING ASSISTANCE PROGRAM (LAP) services | 34 | State Assessment Activities | | Number of students reported as taking the State Math Assessment for SY 20-21 | 0 | Number of students meeting Math standards | 0 | Number of students reported as taking the State ELA Assessment for SY 20-21 | 0 | Number of students meeting ELA standards | 0 | Secondary Students Withdrawal Activities | | Number of secondary students who have withdrawn for SY 21-22 | 3 | Number of secondary students who have withdrawn who have credits earned reported | 0 | Number of secondary students who have withdrawn who have credit hours attended reported | 0 | Physical Exam Activities | | Number of students reported as having a migrant funded physical exam | 0 | All information contained herein is subject to FERPA | |
| WA MIG ED PROGRAM | | | | | | | | | | | | | | | | | | | | | | | | | | | | | | | | | | | | | | | | | | | | | | | | | | | | | | | | | | | | | |
| Identification and Recruitment Activities | | | | | | | | | | | | | | | | | | | | | | | | | | | | | | | | | | | | | | | | | | | | | | | | | | | | | | | | | | | | | |
| Total number of migrant students identified in your school district | 100 | | | | | | | | | | | | | | | | | | | | | | | | | | | | | | | | | | | | | | | | | | | | | | | | | | | | | | | | | | | | |
| Number of new migrant students identified in your school district | 12 | | | | | | | | | | | | | | | | | | | | | | | | | | | | | | | | | | | | | | | | | | | | | | | | | | | | | | | | | | | | |
| Number of new COEs processed for SY 21-22 | 21 | | | | | | | | | | | | | | | | | | | | | | | | | | | | | | | | | | | | | | | | | | | | | | | | | | | | | | | | | | | | |
| Number of COEs revalidated for SY 21-22 | 34 | | | | | | | | | | | | | | | | | | | | | | | | | | | | | | | | | | | | | | | | | | | | | | | | | | | | | | | | | | | | |
| Supplemental Services Activities | | | | | | | | | | | | | | | | | | | | | | | | | | | | | | | | | | | | | | | | | | | | | | | | | | | | | | | | | | | | | |
| Academic Services | | | | | | | | | | | | | | | | | | | | | | | | | | | | | | | | | | | | | | | | | | | | | | | | | | | | | | | | | | | | | |
| No academic services reported | 0 | | | | | | | | | | | | | | | | | | | | | | | | | | | | | | | | | | | | | | | | | | | | | | | | | | | | | | | | | | | | |
| Non-Academic Services | | | | | | | | | | | | | | | | | | | | | | | | | | | | | | | | | | | | | | | | | | | | | | | | | | | | | | | | | | | | | |
| Number of students reported receiving migrant funded HEALTH services | 1 | | | | | | | | | | | | | | | | | | | | | | | | | | | | | | | | | | | | | | | | | | | | | | | | | | | | | | | | | | | | |
| Number of students reported receiving migrant funded SOCIAL WORK OUTREACH services | 2 | | | | | | | | | | | | | | | | | | | | | | | | | | | | | | | | | | | | | | | | | | | | | | | | | | | | | | | | | | | | |
| Number of students reported receiving migrant funded STUDENT ADVOCACY services | 9 | | | | | | | | | | | | | | | | | | | | | | | | | | | | | | | | | | | | | | | | | | | | | | | | | | | | | | | | | | | | |
| Number of students reported receiving migrant funded NON-INSTRUCTIONAL SUPPORT services | 9 | | | | | | | | | | | | | | | | | | | | | | | | | | | | | | | | | | | | | | | | | | | | | | | | | | | | | | | | | | | | |
| Other Educational Services | | | | | | | | | | | | | | | | | | | | | | | | | | | | | | | | | | | | | | | | | | | | | | | | | | | | | | | | | | | | | |
| Number of students reported receiving STATE BILINGUAL services | 40 | | | | | | | | | | | | | | | | | | | | | | | | | | | | | | | | | | | | | | | | | | | | | | | | | | | | | | | | | | | | |
| Number of students reported receiving SPECIAL EDUCATION services | 10 | | | | | | | | | | | | | | | | | | | | | | | | | | | | | | | | | | | | | | | | | | | | | | | | | | | | | | | | | | | | |
| Number of students reported receiving LEARNING ASSISTANCE PROGRAM (LAP) services | 34 | | | | | | | | | | | | | | | | | | | | | | | | | | | | | | | | | | | | | | | | | | | | | | | | | | | | | | | | | | | | |
| State Assessment Activities | | | | | | | | | | | | | | | | | | | | | | | | | | | | | | | | | | | | | | | | | | | | | | | | | | | | | | | | | | | | | |
| Number of students reported as taking the State Math Assessment for SY 20-21 | 0 | | | | | | | | | | | | | | | | | | | | | | | | | | | | | | | | | | | | | | | | | | | | | | | | | | | | | | | | | | | | |
| Number of students meeting Math standards | 0 | | | | | | | | | | | | | | | | | | | | | | | | | | | | | | | | | | | | | | | | | | | | | | | | | | | | | | | | | | | | |
| Number of students reported as taking the State ELA Assessment for SY 20-21 | 0 | | | | | | | | | | | | | | | | | | | | | | | | | | | | | | | | | | | | | | | | | | | | | | | | | | | | | | | | | | | | |
| Number of students meeting ELA standards | 0 | | | | | | | | | | | | | | | | | | | | | | | | | | | | | | | | | | | | | | | | | | | | | | | | | | | | | | | | | | | | |
| Secondary Students Withdrawal Activities | | | | | | | | | | | | | | | | | | | | | | | | | | | | | | | | | | | | | | | | | | | | | | | | | | | | | | | | | | | | | |
| Number of secondary students who have withdrawn for SY 21-22 | 3 | | | | | | | | | | | | | | | | | | | | | | | | | | | | | | | | | | | | | | | | | | | | | | | | | | | | | | | | | | | | |
| Number of secondary students who have withdrawn who have credits earned reported | 0 | | | | | | | | | | | | | | | | | | | | | | | | | | | | | | | | | | | | | | | | | | | | | | | | | | | | | | | | | | | | |
| Number of secondary students who have withdrawn who have credit hours attended reported | 0 | | | | | | | | | | | | | | | | | | | | | | | | | | | | | | | | | | | | | | | | | | | | | | | | | | | | | | | | | | | | |
| Physical Exam Activities | | | | | | | | | | | | | | | | | | | | | | | | | | | | | | | | | | | | | | | | | | | | | | | | | | | | | | | | | | | | | |
| Number of students reported as having a migrant funded physical exam | 0 | | | | | | | | | | | | | | | | | | | | | | | | | | | | | | | | | | | | | | | | | | | | | | | | | | | | | | | | | | | | |
| All information contained herein is subject to FERPA | | | | | | | | | | | | | | | | | | | | | | | | | | | | | | | | | | | | | | | | | | | | | | | | | | | | | | | | | | | | | |

Served in Preschool Report

This report lists unique two (2) year counts of preschool students.

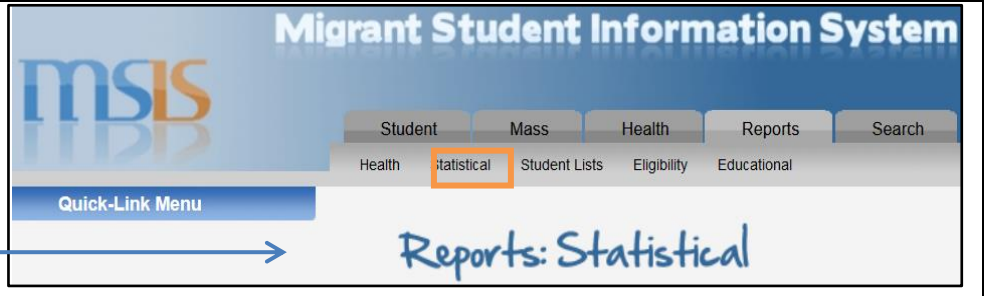
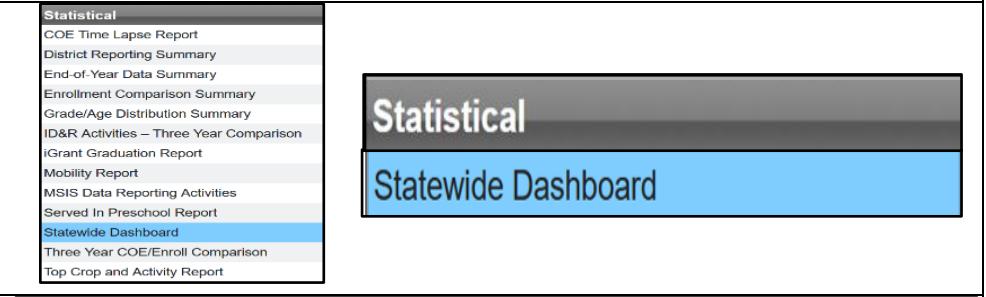
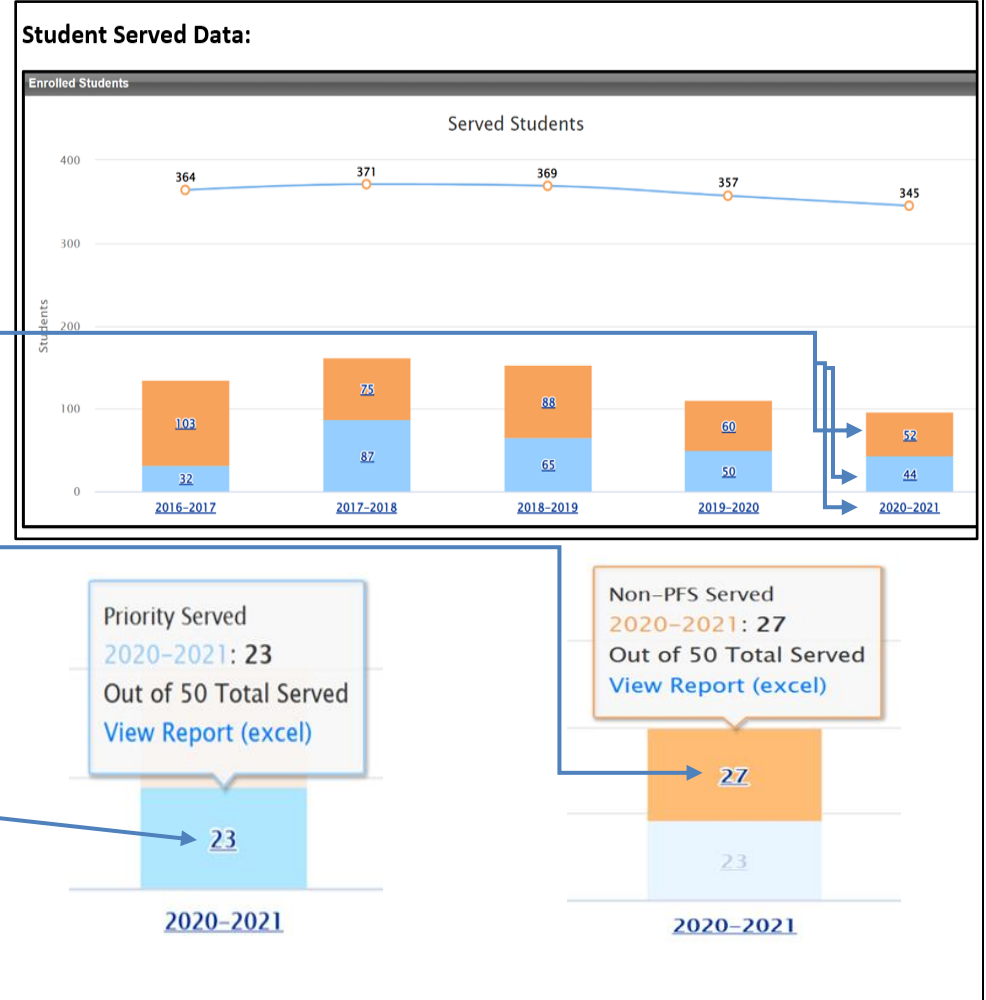
Use this report to review your preschool migrant student enrollments.

| <p>STEP 1: Select Statistical tab to view Statistical Reports</p> |  | | | | | | | | | | | | | | | | | | | | | | | | | | | | | | | | | | | | | | | | | | | | | | | | | | | | | | | | | | | | | | | | | | | | | | | | | | | | | | | | | | | | | | | | | | |
|--|---|--------------|-----------|-----------|-----------|-----------|--|--|----------|-----------|-----------|----------|-----------|-----------|-----------|----|---|----|---|---|---|---------|---|---|----|---|---|---|----------|---|---|----|---|---|---|----------|---|---|----|---|---|---|---------|---|---|----|---|---|---|----------|---|---|----|---|---|---|-------|---|---|----|---|---|---|-------|---|---|----|---|---|---|-----|---|---|----|---|---|---|-----------------|----------|----------|-----------|----------|----------|----------|-----------------------|-----------|----------|--|----------|----------|--|
| <p>STEP 2: Select the criteria from the report selection screen</p> <p>Click "Run Report"</p> |  | | | | | | | | | | | | | | | | | | | | | | | | | | | | | | | | | | | | | | | | | | | | | | | | | | | | | | | | | | | | | | | | | | | | | | | | | | | | | | | | | | | | | | | | | | |
| <p>STEP 3: View Served in Preschool Report</p> |  <p>Washington State Migrant Student Data and Recruitment Office</p> <p>SERVED IN PRESCHOOL REPORT</p> <p>Date Printed: 10/18/2013</p> <p>WA MIG ED PROGRAM</p> <table border="1"> <thead> <tr> <th rowspan="2">SCHOOL MONTH</th> <th colspan="3">2020-2021</th> <th colspan="3">2021-2022</th> </tr> <tr> <th>Enrolled</th> <th>Withdrawn</th> <th>Attending</th> <th>Enrolled</th> <th>Withdrawn</th> <th>Attending</th> </tr> </thead> <tbody> <tr> <td>September</td> <td>14</td> <td>0</td> <td>14</td> <td>4</td> <td>1</td> <td>3</td> </tr> <tr> <td>October</td> <td>0</td> <td>0</td> <td>14</td> <td>0</td> <td>0</td> <td>3</td> </tr> <tr> <td>November</td> <td>0</td> <td>0</td> <td>14</td> <td>0</td> <td>0</td> <td>3</td> </tr> <tr> <td>December</td> <td>0</td> <td>0</td> <td>14</td> <td>0</td> <td>0</td> <td>3</td> </tr> <tr> <td>January</td> <td>2</td> <td>2</td> <td>14</td> <td>0</td> <td>0</td> <td>3</td> </tr> <tr> <td>February</td> <td>1</td> <td>0</td> <td>15</td> <td>-</td> <td>-</td> <td>-</td> </tr> <tr> <td>March</td> <td>1</td> <td>1</td> <td>15</td> <td>-</td> <td>-</td> <td>-</td> </tr> <tr> <td>April</td> <td>0</td> <td>1</td> <td>14</td> <td>-</td> <td>-</td> <td>-</td> </tr> <tr> <td>May</td> <td>0</td> <td>0</td> <td>14</td> <td>-</td> <td>-</td> <td>-</td> </tr> <tr> <td>AVERAGE:</td> <td>2</td> <td>0</td> <td>14</td> <td>0</td> <td>0</td> <td>3</td> </tr> <tr> <td>TOTAL-TO-DATE:</td> <td>18</td> <td>4</td> <td></td> <td>4</td> <td>1</td> <td></td> </tr> </tbody> </table> <p>* Students ages 3-5, No EOE, COS, UG, or OOS</p> <p>All information contained herein is subject to FERPA</p> | SCHOOL MONTH | 2020-2021 | | | 2021-2022 | | | Enrolled | Withdrawn | Attending | Enrolled | Withdrawn | Attending | September | 14 | 0 | 14 | 4 | 1 | 3 | October | 0 | 0 | 14 | 0 | 0 | 3 | November | 0 | 0 | 14 | 0 | 0 | 3 | December | 0 | 0 | 14 | 0 | 0 | 3 | January | 2 | 2 | 14 | 0 | 0 | 3 | February | 1 | 0 | 15 | - | - | - | March | 1 | 1 | 15 | - | - | - | April | 0 | 1 | 14 | - | - | - | May | 0 | 0 | 14 | - | - | - | AVERAGE: | 2 | 0 | 14 | 0 | 0 | 3 | TOTAL-TO-DATE: | 18 | 4 | | 4 | 1 | |
| SCHOOL MONTH | 2020-2021 | | | 2021-2022 | | | | | | | | | | | | | | | | | | | | | | | | | | | | | | | | | | | | | | | | | | | | | | | | | | | | | | | | | | | | | | | | | | | | | | | | | | | | | | | | | | | | | | | |
| | Enrolled | Withdrawn | Attending | Enrolled | Withdrawn | Attending | | | | | | | | | | | | | | | | | | | | | | | | | | | | | | | | | | | | | | | | | | | | | | | | | | | | | | | | | | | | | | | | | | | | | | | | | | | | | | | | | | | | | |
| September | 14 | 0 | 14 | 4 | 1 | 3 | | | | | | | | | | | | | | | | | | | | | | | | | | | | | | | | | | | | | | | | | | | | | | | | | | | | | | | | | | | | | | | | | | | | | | | | | | | | | | | | | | | | | |
| October | 0 | 0 | 14 | 0 | 0 | 3 | | | | | | | | | | | | | | | | | | | | | | | | | | | | | | | | | | | | | | | | | | | | | | | | | | | | | | | | | | | | | | | | | | | | | | | | | | | | | | | | | | | | | |
| November | 0 | 0 | 14 | 0 | 0 | 3 | | | | | | | | | | | | | | | | | | | | | | | | | | | | | | | | | | | | | | | | | | | | | | | | | | | | | | | | | | | | | | | | | | | | | | | | | | | | | | | | | | | | | |
| December | 0 | 0 | 14 | 0 | 0 | 3 | | | | | | | | | | | | | | | | | | | | | | | | | | | | | | | | | | | | | | | | | | | | | | | | | | | | | | | | | | | | | | | | | | | | | | | | | | | | | | | | | | | | | |
| January | 2 | 2 | 14 | 0 | 0 | 3 | | | | | | | | | | | | | | | | | | | | | | | | | | | | | | | | | | | | | | | | | | | | | | | | | | | | | | | | | | | | | | | | | | | | | | | | | | | | | | | | | | | | | |
| February | 1 | 0 | 15 | - | - | - | | | | | | | | | | | | | | | | | | | | | | | | | | | | | | | | | | | | | | | | | | | | | | | | | | | | | | | | | | | | | | | | | | | | | | | | | | | | | | | | | | | | | |
| March | 1 | 1 | 15 | - | - | - | | | | | | | | | | | | | | | | | | | | | | | | | | | | | | | | | | | | | | | | | | | | | | | | | | | | | | | | | | | | | | | | | | | | | | | | | | | | | | | | | | | | | |
| April | 0 | 1 | 14 | - | - | - | | | | | | | | | | | | | | | | | | | | | | | | | | | | | | | | | | | | | | | | | | | | | | | | | | | | | | | | | | | | | | | | | | | | | | | | | | | | | | | | | | | | | |
| May | 0 | 0 | 14 | - | - | - | | | | | | | | | | | | | | | | | | | | | | | | | | | | | | | | | | | | | | | | | | | | | | | | | | | | | | | | | | | | | | | | | | | | | | | | | | | | | | | | | | | | | |
| AVERAGE: | 2 | 0 | 14 | 0 | 0 | 3 | | | | | | | | | | | | | | | | | | | | | | | | | | | | | | | | | | | | | | | | | | | | | | | | | | | | | | | | | | | | | | | | | | | | | | | | | | | | | | | | | | | | | |
| TOTAL-TO-DATE: | 18 | 4 | | 4 | 1 | | | | | | | | | | | | | | | | | | | | | | | | | | | | | | | | | | | | | | | | | | | | | | | | | | | | | | | | | | | | | | | | | | | | | | | | | | | | | | | | | | | | | | |

Statewide Dashboard

The Statewide Dashboard is a summary of services provided to migrant students; Pre/Post assessments, attendance, and graduation data.

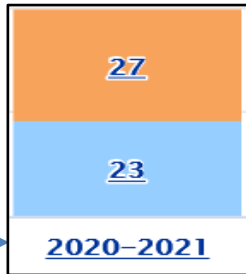
Use this report to view migrant student data in graph format statewide, by district and building

| <p>STEP 1: Select Statistical tab to view Statistical Reports</p> |  | | | | | | | | | | | | | | | | | | | | | | | | | | | | | | | | | | | | |
|--|---|------------------------------|-------------------|-----------|-----|-----------|-----|-----------|-----|-----------|-----|-----------|-----|------|------------------------|------------------------------|--------------|-----------|----|-----|-----|-----------|----|----|-----|-----------|----|----|-----|-----------|----|----|-----|-----------|----|----|----|
| <p>STEP 2: Click on report title to view Statewide Dashboard</p> |  | | | | | | | | | | | | | | | | | | | | | | | | | | | | | | | | | | | | |
| <p>STEP 3: This graph displays five years of the unique migrant students served enrollment count for a district.</p> <p>The graph has several linkable options.</p> <p>Click on the number in the orange box to view Non-Priority for Service Students served.</p> <p>Click on the number in the blue box to view Priority for Service students served.</p> | <p>Student Served Data:</p>  <table border="1"> <caption>Enrolled Students (Line Graph Data)</caption> <thead> <tr> <th>Year</th> <th>Enrolled Students</th> </tr> </thead> <tbody> <tr> <td>2016-2017</td> <td>364</td> </tr> <tr> <td>2017-2018</td> <td>371</td> </tr> <tr> <td>2018-2019</td> <td>369</td> </tr> <tr> <td>2019-2020</td> <td>357</td> </tr> <tr> <td>2020-2021</td> <td>345</td> </tr> </tbody> </table> <table border="1"> <caption>Stacked Bar Chart Data (Priority vs. Non-Priority)</caption> <thead> <tr> <th>Year</th> <th>Priority Served (Blue)</th> <th>Non-Priority Served (Orange)</th> <th>Total Served</th> </tr> </thead> <tbody> <tr> <td>2016-2017</td> <td>32</td> <td>103</td> <td>135</td> </tr> <tr> <td>2017-2018</td> <td>87</td> <td>75</td> <td>162</td> </tr> <tr> <td>2018-2019</td> <td>65</td> <td>88</td> <td>153</td> </tr> <tr> <td>2019-2020</td> <td>50</td> <td>60</td> <td>110</td> </tr> <tr> <td>2020-2021</td> <td>23</td> <td>27</td> <td>50</td> </tr> </tbody> </table> <p>2020-2021 Breakdown:</p> <ul style="list-style-type: none"> Priority Served: 23 (Out of 50 Total Served) Non-PFS Served: 27 (Out of 50 Total Served) | Year | Enrolled Students | 2016-2017 | 364 | 2017-2018 | 371 | 2018-2019 | 369 | 2019-2020 | 357 | 2020-2021 | 345 | Year | Priority Served (Blue) | Non-Priority Served (Orange) | Total Served | 2016-2017 | 32 | 103 | 135 | 2017-2018 | 87 | 75 | 162 | 2018-2019 | 65 | 88 | 153 | 2019-2020 | 50 | 60 | 110 | 2020-2021 | 23 | 27 | 50 |
| Year | Enrolled Students | | | | | | | | | | | | | | | | | | | | | | | | | | | | | | | | | | | | |
| 2016-2017 | 364 | | | | | | | | | | | | | | | | | | | | | | | | | | | | | | | | | | | | |
| 2017-2018 | 371 | | | | | | | | | | | | | | | | | | | | | | | | | | | | | | | | | | | | |
| 2018-2019 | 369 | | | | | | | | | | | | | | | | | | | | | | | | | | | | | | | | | | | | |
| 2019-2020 | 357 | | | | | | | | | | | | | | | | | | | | | | | | | | | | | | | | | | | | |
| 2020-2021 | 345 | | | | | | | | | | | | | | | | | | | | | | | | | | | | | | | | | | | | |
| Year | Priority Served (Blue) | Non-Priority Served (Orange) | Total Served | | | | | | | | | | | | | | | | | | | | | | | | | | | | | | | | | | |
| 2016-2017 | 32 | 103 | 135 | | | | | | | | | | | | | | | | | | | | | | | | | | | | | | | | | | |
| 2017-2018 | 87 | 75 | 162 | | | | | | | | | | | | | | | | | | | | | | | | | | | | | | | | | | |
| 2018-2019 | 65 | 88 | 153 | | | | | | | | | | | | | | | | | | | | | | | | | | | | | | | | | | |
| 2019-2020 | 50 | 60 | 110 | | | | | | | | | | | | | | | | | | | | | | | | | | | | | | | | | | |
| 2020-2021 | 23 | 27 | 50 | | | | | | | | | | | | | | | | | | | | | | | | | | | | | | | | | | |

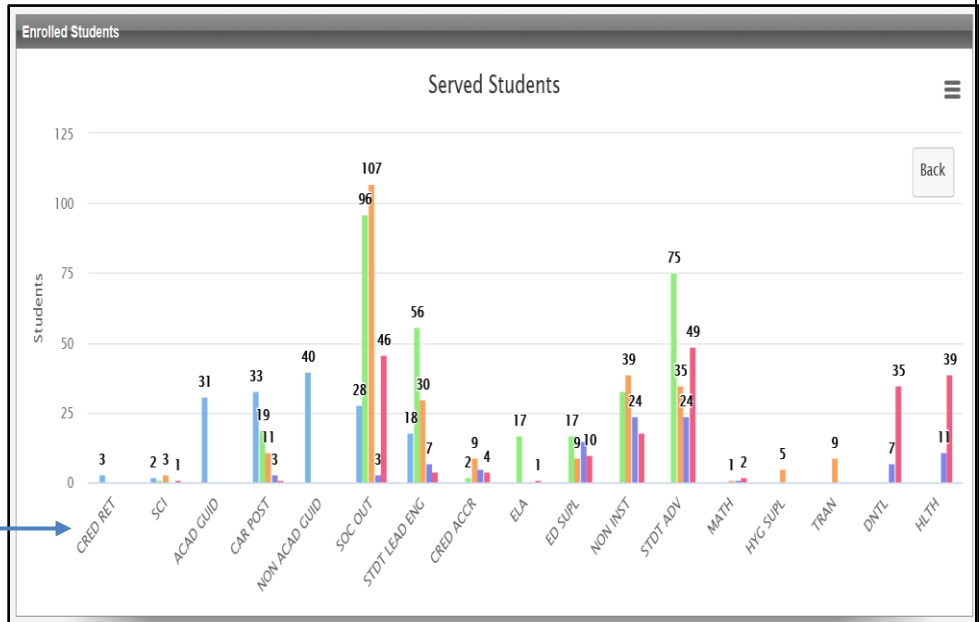
Statewide Dashboard

STEP 4:

Click on the school year



A five year detailed graph of supplemental services provided to migrant students will display.

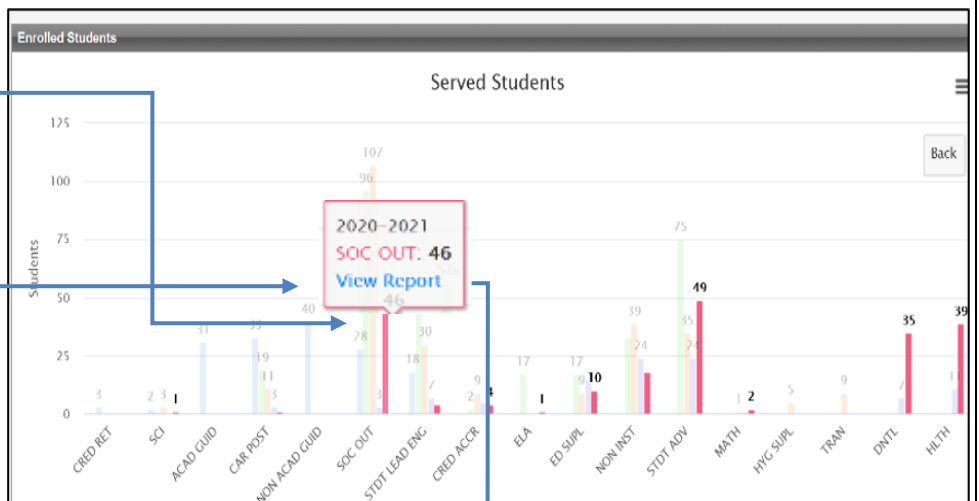


STEP 5:

Click on a colored bar to view number of students served by category in the year selected.

The View Report link option will only display when you are viewing district information.

Click on the link and view the MSIS Report that is driving the data.



Washington State Migrant Student Data, Recruitment and Support Office

msis

BUILDING SUPPLEMENTAL SERVICES SUMMARY

Regular Buildings, School Year 2020-2021

| | MIGRANT-FUNDED SUPPLEMENTAL PROGRAMS | | | | | | | | | | | | | | | Other Educational Services | | | | | |
|------------------------------|--------------------------------------|--------|-----|---------|--------------|---------|------|-----------------------|----------|------|---------|------|----------|---------|---------------|----------------------------|---------|---------|-----|-----------|------|
| | Academic Services | | | | | | | Non-Academic Services | | | | | | | | Service Approach | SPEC ED | ST BLNG | LAP | TITLE ONE | |
| | CRED ACCR | EC LRN | ELA | ESL OSY | FIN LIT/ OSY | SKL OSY | MATH | SCI | CAR POST | DNLT | ED SUPL | HLTH | NON INST | SOC OUT | STDT LEAD ENG | | | | | | TRAN |
| A J WEST ELEMENTARY | | | | | | | | | 2 | | 3 | 1 | 3 | | | | 3 | 2 | 5 | 7 | SW |
| ABERDEEN SCHOOL DISTRICT OOS | | | | | | | | | 2 | | 2 | 1 | 3 | | | | 3 | | | | SW |
| CENTRAL PARK ELEMENTARY | | | | | | | | | | | | | | | | | | | | | |
| HOPKINS PRESCHOOL | | | | | | | | | | | | | 1 | | | | 1 | | | | |
| J M WEATHERWAX HIGH SCHOOL | | | | | | | | | 15 | 1 | 15 | 12 | 15 | | | | 18 | 4 | 16 | | |
| MODERNMOUTH ELEMENTARY | | | | | | | | | 3 | 2 | 3 | 1 | 4 | | | | 4 | | 3 | 4 | SW |
| MILLER JUNIOR HIGH | | | | | | | | | 2 | | 3 | 1 | 4 | | | | 4 | | 7 | 13 | SW |
| ROBERT GRAY ELEMENTARY | | | | | | | | | 3 | | 3 | 1 | 5 | | | | 5 | 4 | 10 | 13 | SW |
| ST MARY SCHOOL | | | | | | | | | | | | | | | | | | | | | |
| STEVENS ELEMENTARY SCHOOL | | | | | | | | | 8 | 3 | 10 | | 11 | | | | 11 | 1 | 12 | 10 | SW |
| DISTRICT TOTAL | 0 | 0 | 0 | 0 | 0 | 0 | 0 | 0 | 35 | 6 | 39 | 17 | 46 | 0 | 0 | 0 | 49 | 11 | 53 | 47 | 0 |

Statewide Dashboard

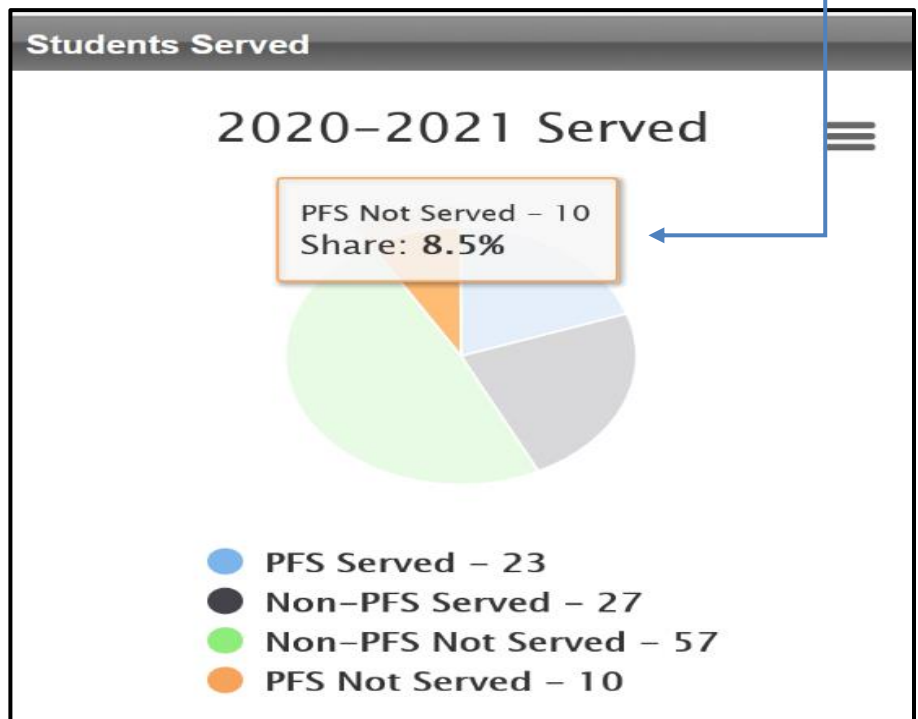
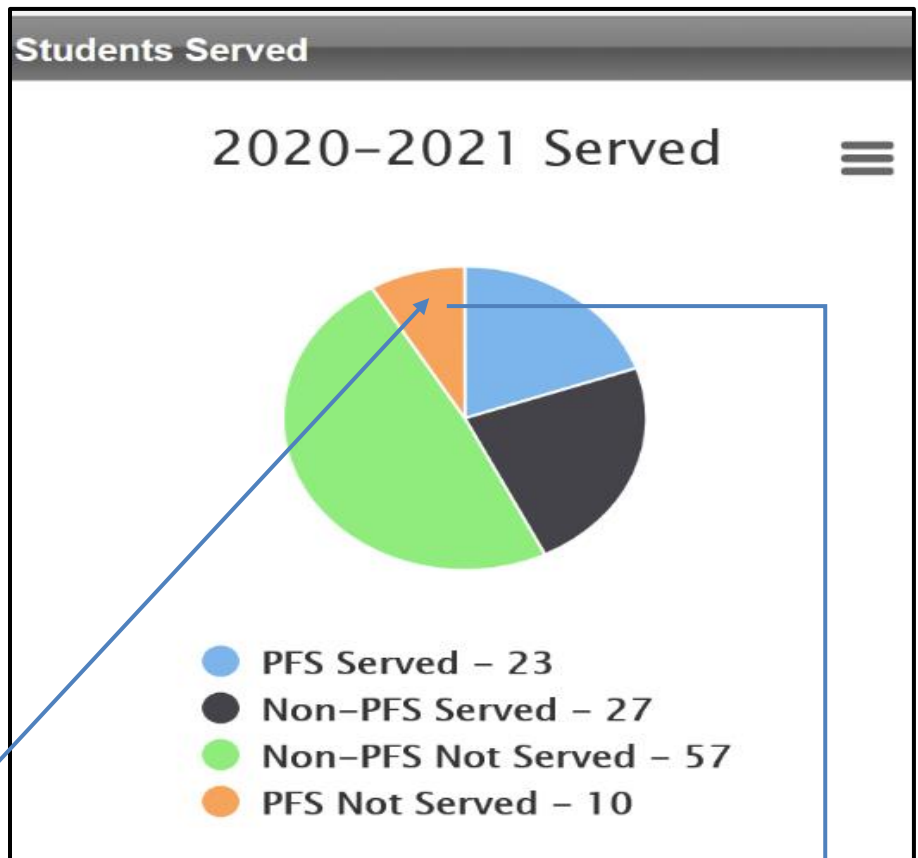
STEP 6:

The **Students Served** Pie Chart represents the entire district enrollment of students in the previous year and breaks them down into 4 groups:

- PFS Served
- Non-PFS Served
- Non-PFS Not Served
- PFS Not Served

This is a visual representation to demonstrate which type of student is being served most in your district.

Click on the **Students Served** pie chart that you would like to view. The information connected to the color selected from the legend, will display.



Statewide Dashboard

STEP 7:

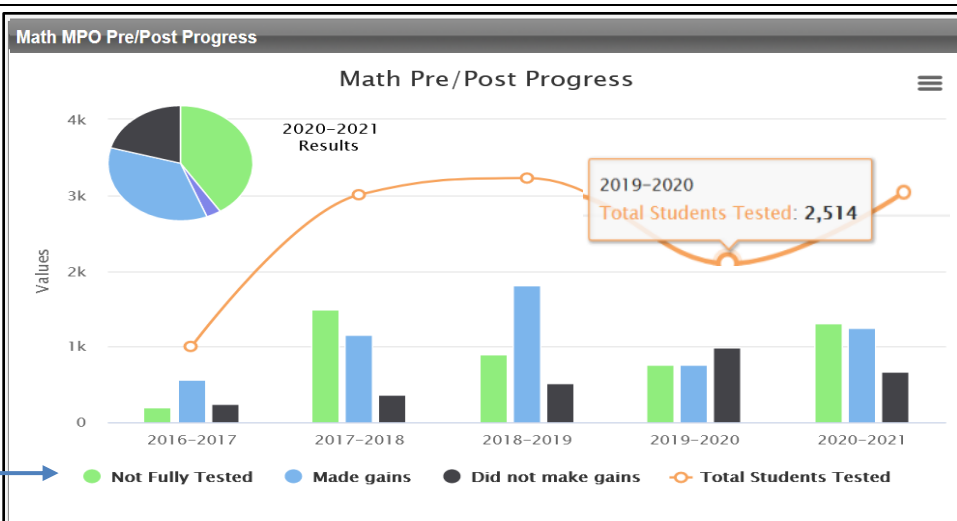
The Statewide and/or District **Math MPO Pre/Post Progress** graph displays several assessment options such as Not Fully Tested, Made gains, Did not make gains and Total Students Tested.

NOTE: The link option to view an MSIS Report that drives the data does not display for Statewide data.

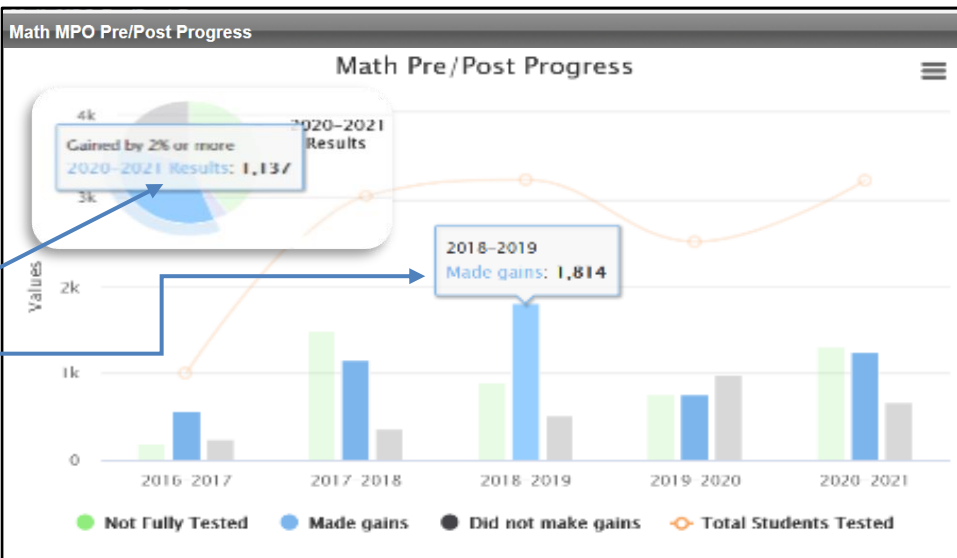
The math assessment data history can be used as an evaluation tool.

Click on the interactive pie chart, bar or lines and information will display, with specific information on the item you selected.

The same applies to the Statewide and/or District **ELA MPO Pre/Post Progress Graph**



MPO=Measurable Program Outcome



STEP 8:

The Math and ELA Pre/Post Progress graphs are developed from the data you find on the **Building Pre/Post Test Summary** in the MSIS.

Washington State Migrant Student Data, Recruitment and Support Office

BUILDING PRE/POST TEST SUMMARY

School Year 2021-2022

Date Printed: 03/18/2022

WA MIG ED PROGRAM

JEFFERSON ELEM

| Student ID | Student Name | Grade | Enrollment Date | Withdrawal Date | Served in Math | Math Pre Test Score | Math Post Test Score | Served in ELA | ELA Pre Test Score | ELA Post Test Score |
|------------|--------------------|-------|-----------------|-----------------|----------------|---------------------|----------------------|---------------|--------------------|---------------------|
| 32323232 | MSDR, MACIEL TRAIN | 5 | 08/12/2021 | | YES | | | NO | | |

Statewide Dashboard

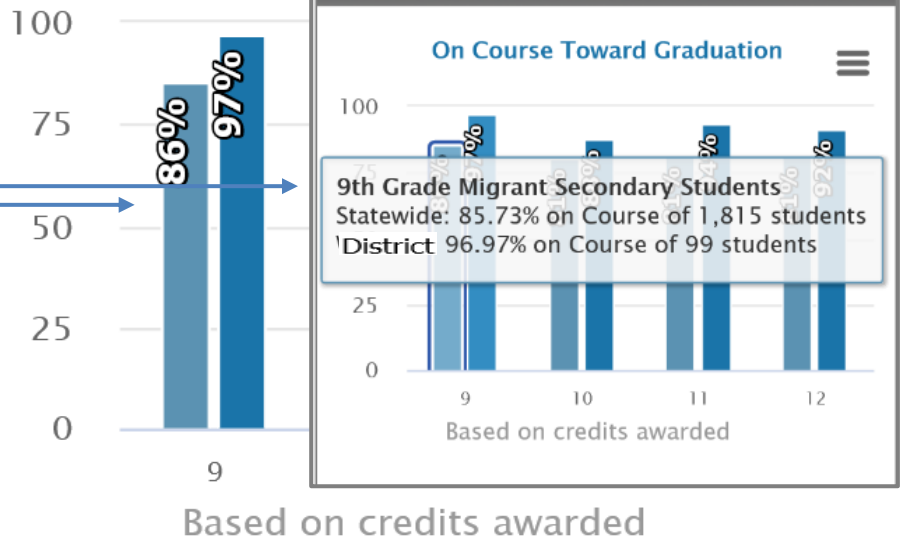
STEP 9:

The **On Course Toward Graduation** graph displays the current years district and statewide on course to Graduate percentages and student counts by grade level.

Click on a bar graph and additional information will display.

On Course Toward Graduation 2020-2021

On Course Toward Graduation



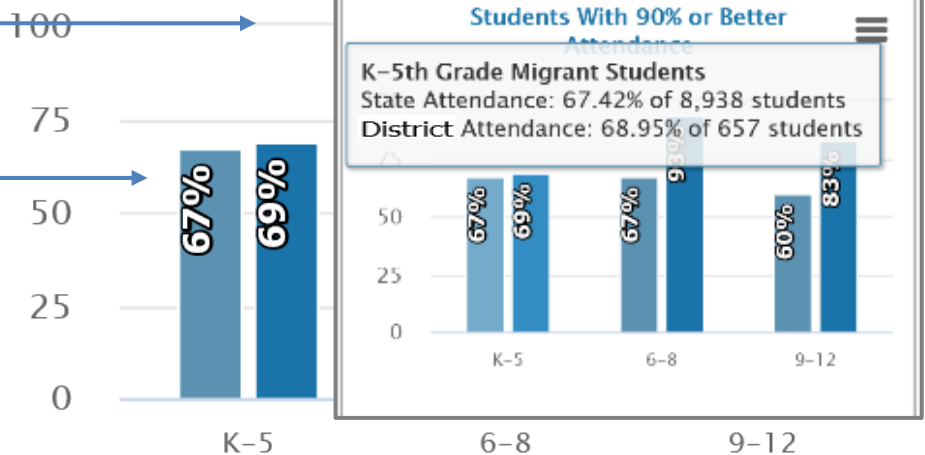
STEP 10:

The **Students w/90% or Better Attendance** graph displays district and statewide attendance data by grade level.

Click on a bar graph and additional information will display.

Students w/ 90% or Better Attendance 2020-2021

Students With 90% or Better



Three Year COE/Enroll Comparison

This report provides a unique three (3) year comparison of COE generation, COE revalidations and enrollment counts for project and non-project districts.

*Unique indicates that the student was counted only one time per year for enrollment purposes.

Use report to assess positive or negative counts that are related to COE generation, revalidation, and enrollments.

Use report to compare counts between neighboring districts.

STEP 1:
Select **Statistical** tab to view Statistical Reports

STEP 2:
Select the criteria from the report selection screen

Click "Run Report"

STEP 3:
View 3 Year COE/Enroll Comparison Summary

Top Crop and Activity Report

This report lists the highest crops and activities as listed on new COEs generated during the school year.

Use this report to evaluate identification and recruitment activities in your district.

STEP 1:
Select **Statistical** tab to view Statistical Reports

STEP 2:
Select the criteria from the report selection screen

Click "Run Report"

STEP 3:
View Top Crop and Activity Report

| Crop | COE Count | COE Student Count |
|--------------|-----------|-------------------|
| APPLES | 14 | 40 |
| GRAPE VINES | 5 | 17 |
| APPLE TREES | 3 | 5 |
| BLUEBERRIES | 1 | 3 |
| CHERRY TREES | 1 | 3 |
| GRAPES | 1 | 2 |
| Total | 25 | 70 |

| Activity | COE Count | COE Student Count |
|--------------|-----------|-------------------|
| PICKING | 11 | 30 |
| PRUNING | 11 | 30 |
| SORTING | 2 | 6 |
| PACKING | 1 | 4 |
| Total | 25 | 70 |

| Combined | COE Count | COE Student Count |
|----------------------|-----------|-------------------|
| PICKING APPLES | 11 | 30 |
| PRUNING GRAPE VINES | 5 | 17 |
| PRUNING APPLE TREES | 3 | 5 |
| SORTING APPLES | 2 | 6 |
| PACKING APPLES | 1 | 4 |
| PRUNING BLUEBERRIES | 1 | 3 |
| PRUNING CHERRY TREES | 1 | 3 |
| PRUNING GRAPES | 1 | 2 |
| Total | 25 | 70 |

MSIS Reports Booklet
Section 2: Statistical

Page 17

Student Lists

This Section Contains:

- District Enrollment Status Report
- Migrant Student List
- Possible Missed Sibling Enrollment List
- School District Customized List
- Student Needs Assessment Data
- Student Retention Report
- Students Born in Other Countries Report

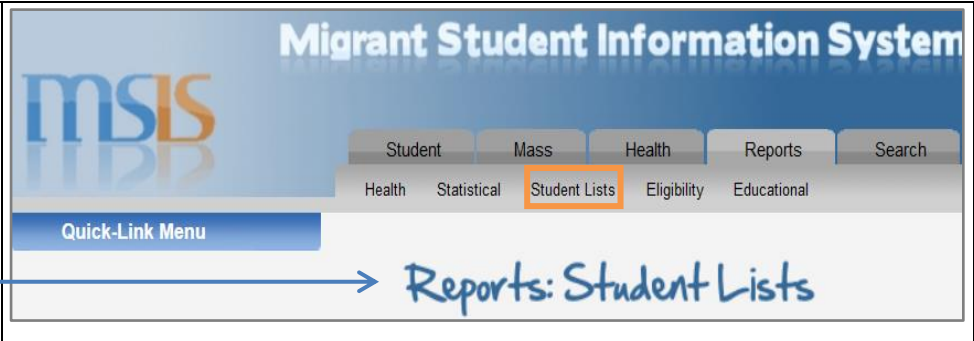
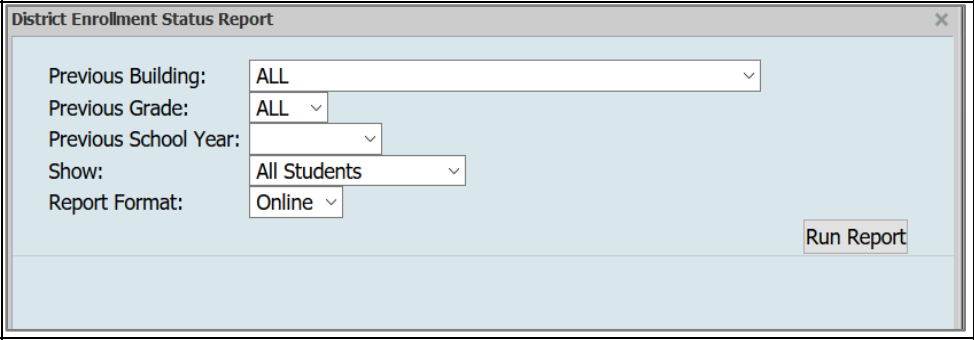
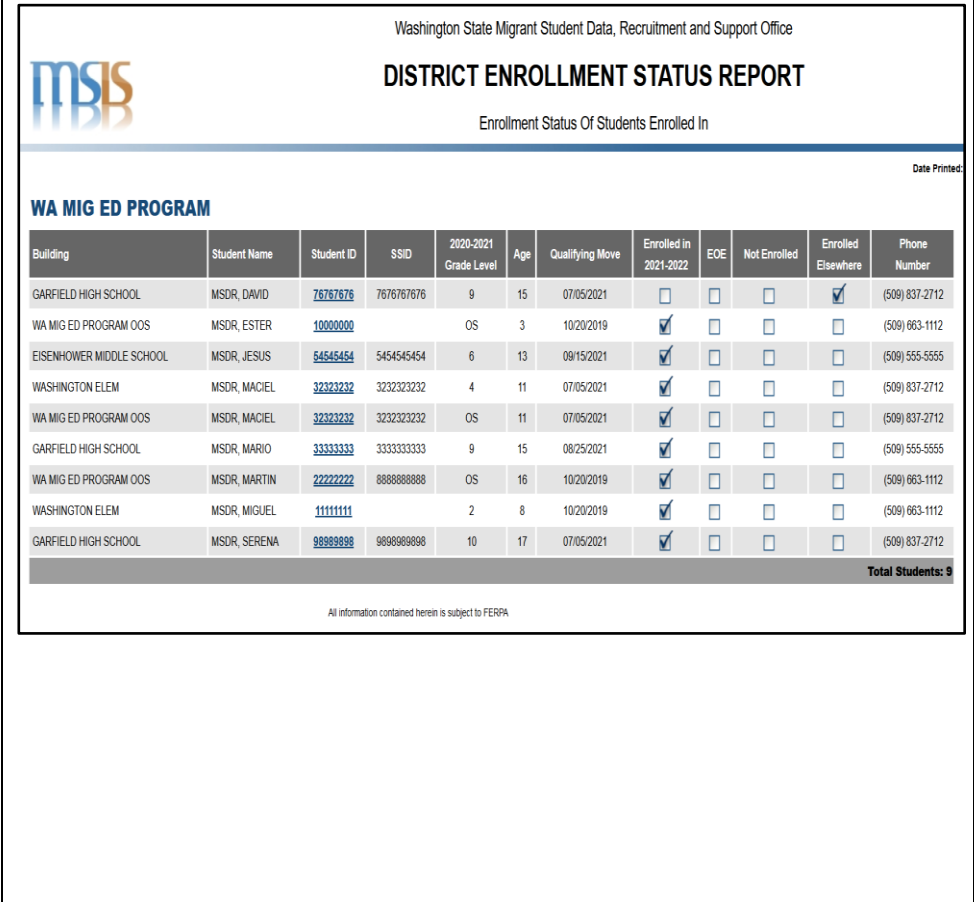
Detailed Lists:

- Age 0-2 Student List
- Migrant EOE Free Lunch Student List
- Migrant Free Lunch Student List
- Priority for Service Student List
- Recovered Out of School Youth List
- Students Turning 3 List

District Enrollment Status Report

This report lists the enrollment status of students enrolled this school year compared to the students enrolled in school last year. It will display if students are Enrolled for Current SY, EOE, Not Enrolled or Enrolled Elsewhere.

Use this report to help identify migrant students who may be in your district and are not enrolled.

| <p>STEP 1: Select Student Lists tab to view Student Lists Reports</p> |  | | | | | | | | | | | | | | | | | | | | | | | | | | | | | | | | | | | | | | | | | | | | | | | | | | | | | | | | | | | | | | | | | | | | | | | | | | | | | | | | | | | | | | | | | | | | | | | | | | | | | | | | | | | | | | | | | | | | | | | | |
|--|--|------------|--------------|-----------------------|------|-----------------------|-------------------------------------|--------------------------|--------------------------|-------------------------------------|----------------|--------------------|--------------|----------------------|-------------|----------|------------|---|----|------------|--------------------------|--------------------------|--------------------------|-------------------------------------|----------------|-----------------------|-------------|----------|--|----|---|------------|-------------------------------------|--------------------------|--------------------------|--------------------------|----------------|--------------------------|-------------|----------|------------|---|----|------------|-------------------------------------|--------------------------|--------------------------|--------------------------|----------------|-----------------|--------------|----------|------------|---|----|------------|-------------------------------------|--------------------------|--------------------------|--------------------------|----------------|-----------------------|--------------|----------|------------|----|----|------------|-------------------------------------|--------------------------|--------------------------|--------------------------|----------------|----------------------|-------------|----------|------------|---|----|------------|-------------------------------------|--------------------------|--------------------------|--------------------------|----------------|-----------------------|--------------|----------|------------|----|----|------------|-------------------------------------|--------------------------|--------------------------|--------------------------|----------------|-----------------|--------------|----------|--|---|---|------------|-------------------------------------|--------------------------|--------------------------|--------------------------|----------------|----------------------|--------------|----------|------------|----|----|------------|-------------------------------------|--------------------------|--------------------------|--------------------------|----------------|
| <p>STEP 2: Select the criteria from the report selection screen Click "Run Report"</p> |  | | | | | | | | | | | | | | | | | | | | | | | | | | | | | | | | | | | | | | | | | | | | | | | | | | | | | | | | | | | | | | | | | | | | | | | | | | | | | | | | | | | | | | | | | | | | | | | | | | | | | | | | | | | | | | | | | | | | | | | | |
| <p>STEP 3: View District Enrollment Status Report</p> |  <table border="1"> <thead> <tr> <th>Building</th> <th>Student Name</th> <th>Student ID</th> <th>SSID</th> <th>2020-2021 Grade Level</th> <th>Age</th> <th>Qualifying Move</th> <th>Enrolled in 2021-2022</th> <th>EOE</th> <th>Not Enrolled</th> <th>Enrolled Elsewhere</th> <th>Phone Number</th> </tr> </thead> <tbody> <tr> <td>GARFIELD HIGH SCHOOL</td> <td>MSDR, DAVID</td> <td>76767676</td> <td>7676767676</td> <td>9</td> <td>15</td> <td>07/05/2021</td> <td><input type="checkbox"/></td> <td><input type="checkbox"/></td> <td><input type="checkbox"/></td> <td><input checked="" type="checkbox"/></td> <td>(509) 837-2712</td> </tr> <tr> <td>WA MIG ED PROGRAM OOS</td> <td>MSDR, ESTER</td> <td>10000000</td> <td></td> <td>OS</td> <td>3</td> <td>10/20/2019</td> <td><input checked="" type="checkbox"/></td> <td><input type="checkbox"/></td> <td><input type="checkbox"/></td> <td><input type="checkbox"/></td> <td>(509) 663-1112</td> </tr> <tr> <td>EISENHOWER MIDDLE SCHOOL</td> <td>MSDR, JESUS</td> <td>54545454</td> <td>5454545454</td> <td>6</td> <td>13</td> <td>09/15/2021</td> <td><input checked="" type="checkbox"/></td> <td><input type="checkbox"/></td> <td><input type="checkbox"/></td> <td><input type="checkbox"/></td> <td>(509) 555-5555</td> </tr> <tr> <td>WASHINGTON ELEM</td> <td>MSDR, MACIEL</td> <td>32323232</td> <td>3232323232</td> <td>4</td> <td>11</td> <td>07/05/2021</td> <td><input checked="" type="checkbox"/></td> <td><input type="checkbox"/></td> <td><input type="checkbox"/></td> <td><input type="checkbox"/></td> <td>(509) 837-2712</td> </tr> <tr> <td>WA MIG ED PROGRAM OOS</td> <td>MSDR, MACIEL</td> <td>32323232</td> <td>3232323232</td> <td>OS</td> <td>11</td> <td>07/05/2021</td> <td><input checked="" type="checkbox"/></td> <td><input type="checkbox"/></td> <td><input type="checkbox"/></td> <td><input type="checkbox"/></td> <td>(509) 837-2712</td> </tr> <tr> <td>GARFIELD HIGH SCHOOL</td> <td>MSDR, MARIO</td> <td>33333333</td> <td>3333333333</td> <td>9</td> <td>15</td> <td>08/25/2021</td> <td><input checked="" type="checkbox"/></td> <td><input type="checkbox"/></td> <td><input type="checkbox"/></td> <td><input type="checkbox"/></td> <td>(509) 555-5555</td> </tr> <tr> <td>WA MIG ED PROGRAM OOS</td> <td>MSDR, MARTIN</td> <td>22222222</td> <td>8888888888</td> <td>OS</td> <td>16</td> <td>10/20/2019</td> <td><input checked="" type="checkbox"/></td> <td><input type="checkbox"/></td> <td><input type="checkbox"/></td> <td><input type="checkbox"/></td> <td>(509) 663-1112</td> </tr> <tr> <td>WASHINGTON ELEM</td> <td>MSDR, MIGUEL</td> <td>11111111</td> <td></td> <td>2</td> <td>8</td> <td>10/20/2019</td> <td><input checked="" type="checkbox"/></td> <td><input type="checkbox"/></td> <td><input type="checkbox"/></td> <td><input type="checkbox"/></td> <td>(509) 663-1112</td> </tr> <tr> <td>GARFIELD HIGH SCHOOL</td> <td>MSDR, SERENA</td> <td>98989898</td> <td>9898989898</td> <td>10</td> <td>17</td> <td>07/05/2021</td> <td><input checked="" type="checkbox"/></td> <td><input type="checkbox"/></td> <td><input type="checkbox"/></td> <td><input type="checkbox"/></td> <td>(509) 837-2712</td> </tr> </tbody> </table> <p>Total Students: 9</p> | Building | Student Name | Student ID | SSID | 2020-2021 Grade Level | Age | Qualifying Move | Enrolled in 2021-2022 | EOE | Not Enrolled | Enrolled Elsewhere | Phone Number | GARFIELD HIGH SCHOOL | MSDR, DAVID | 76767676 | 7676767676 | 9 | 15 | 07/05/2021 | <input type="checkbox"/> | <input type="checkbox"/> | <input type="checkbox"/> | <input checked="" type="checkbox"/> | (509) 837-2712 | WA MIG ED PROGRAM OOS | MSDR, ESTER | 10000000 | | OS | 3 | 10/20/2019 | <input checked="" type="checkbox"/> | <input type="checkbox"/> | <input type="checkbox"/> | <input type="checkbox"/> | (509) 663-1112 | EISENHOWER MIDDLE SCHOOL | MSDR, JESUS | 54545454 | 5454545454 | 6 | 13 | 09/15/2021 | <input checked="" type="checkbox"/> | <input type="checkbox"/> | <input type="checkbox"/> | <input type="checkbox"/> | (509) 555-5555 | WASHINGTON ELEM | MSDR, MACIEL | 32323232 | 3232323232 | 4 | 11 | 07/05/2021 | <input checked="" type="checkbox"/> | <input type="checkbox"/> | <input type="checkbox"/> | <input type="checkbox"/> | (509) 837-2712 | WA MIG ED PROGRAM OOS | MSDR, MACIEL | 32323232 | 3232323232 | OS | 11 | 07/05/2021 | <input checked="" type="checkbox"/> | <input type="checkbox"/> | <input type="checkbox"/> | <input type="checkbox"/> | (509) 837-2712 | GARFIELD HIGH SCHOOL | MSDR, MARIO | 33333333 | 3333333333 | 9 | 15 | 08/25/2021 | <input checked="" type="checkbox"/> | <input type="checkbox"/> | <input type="checkbox"/> | <input type="checkbox"/> | (509) 555-5555 | WA MIG ED PROGRAM OOS | MSDR, MARTIN | 22222222 | 8888888888 | OS | 16 | 10/20/2019 | <input checked="" type="checkbox"/> | <input type="checkbox"/> | <input type="checkbox"/> | <input type="checkbox"/> | (509) 663-1112 | WASHINGTON ELEM | MSDR, MIGUEL | 11111111 | | 2 | 8 | 10/20/2019 | <input checked="" type="checkbox"/> | <input type="checkbox"/> | <input type="checkbox"/> | <input type="checkbox"/> | (509) 663-1112 | GARFIELD HIGH SCHOOL | MSDR, SERENA | 98989898 | 9898989898 | 10 | 17 | 07/05/2021 | <input checked="" type="checkbox"/> | <input type="checkbox"/> | <input type="checkbox"/> | <input type="checkbox"/> | (509) 837-2712 |
| Building | Student Name | Student ID | SSID | 2020-2021 Grade Level | Age | Qualifying Move | Enrolled in 2021-2022 | EOE | Not Enrolled | Enrolled Elsewhere | Phone Number | | | | | | | | | | | | | | | | | | | | | | | | | | | | | | | | | | | | | | | | | | | | | | | | | | | | | | | | | | | | | | | | | | | | | | | | | | | | | | | | | | | | | | | | | | | | | | | | | | | | | | | | | | | | | | |
| GARFIELD HIGH SCHOOL | MSDR, DAVID | 76767676 | 7676767676 | 9 | 15 | 07/05/2021 | <input type="checkbox"/> | <input type="checkbox"/> | <input type="checkbox"/> | <input checked="" type="checkbox"/> | (509) 837-2712 | | | | | | | | | | | | | | | | | | | | | | | | | | | | | | | | | | | | | | | | | | | | | | | | | | | | | | | | | | | | | | | | | | | | | | | | | | | | | | | | | | | | | | | | | | | | | | | | | | | | | | | | | | | | | | |
| WA MIG ED PROGRAM OOS | MSDR, ESTER | 10000000 | | OS | 3 | 10/20/2019 | <input checked="" type="checkbox"/> | <input type="checkbox"/> | <input type="checkbox"/> | <input type="checkbox"/> | (509) 663-1112 | | | | | | | | | | | | | | | | | | | | | | | | | | | | | | | | | | | | | | | | | | | | | | | | | | | | | | | | | | | | | | | | | | | | | | | | | | | | | | | | | | | | | | | | | | | | | | | | | | | | | | | | | | | | | | |
| EISENHOWER MIDDLE SCHOOL | MSDR, JESUS | 54545454 | 5454545454 | 6 | 13 | 09/15/2021 | <input checked="" type="checkbox"/> | <input type="checkbox"/> | <input type="checkbox"/> | <input type="checkbox"/> | (509) 555-5555 | | | | | | | | | | | | | | | | | | | | | | | | | | | | | | | | | | | | | | | | | | | | | | | | | | | | | | | | | | | | | | | | | | | | | | | | | | | | | | | | | | | | | | | | | | | | | | | | | | | | | | | | | | | | | | |
| WASHINGTON ELEM | MSDR, MACIEL | 32323232 | 3232323232 | 4 | 11 | 07/05/2021 | <input checked="" type="checkbox"/> | <input type="checkbox"/> | <input type="checkbox"/> | <input type="checkbox"/> | (509) 837-2712 | | | | | | | | | | | | | | | | | | | | | | | | | | | | | | | | | | | | | | | | | | | | | | | | | | | | | | | | | | | | | | | | | | | | | | | | | | | | | | | | | | | | | | | | | | | | | | | | | | | | | | | | | | | | | | |
| WA MIG ED PROGRAM OOS | MSDR, MACIEL | 32323232 | 3232323232 | OS | 11 | 07/05/2021 | <input checked="" type="checkbox"/> | <input type="checkbox"/> | <input type="checkbox"/> | <input type="checkbox"/> | (509) 837-2712 | | | | | | | | | | | | | | | | | | | | | | | | | | | | | | | | | | | | | | | | | | | | | | | | | | | | | | | | | | | | | | | | | | | | | | | | | | | | | | | | | | | | | | | | | | | | | | | | | | | | | | | | | | | | | | |
| GARFIELD HIGH SCHOOL | MSDR, MARIO | 33333333 | 3333333333 | 9 | 15 | 08/25/2021 | <input checked="" type="checkbox"/> | <input type="checkbox"/> | <input type="checkbox"/> | <input type="checkbox"/> | (509) 555-5555 | | | | | | | | | | | | | | | | | | | | | | | | | | | | | | | | | | | | | | | | | | | | | | | | | | | | | | | | | | | | | | | | | | | | | | | | | | | | | | | | | | | | | | | | | | | | | | | | | | | | | | | | | | | | | | |
| WA MIG ED PROGRAM OOS | MSDR, MARTIN | 22222222 | 8888888888 | OS | 16 | 10/20/2019 | <input checked="" type="checkbox"/> | <input type="checkbox"/> | <input type="checkbox"/> | <input type="checkbox"/> | (509) 663-1112 | | | | | | | | | | | | | | | | | | | | | | | | | | | | | | | | | | | | | | | | | | | | | | | | | | | | | | | | | | | | | | | | | | | | | | | | | | | | | | | | | | | | | | | | | | | | | | | | | | | | | | | | | | | | | | |
| WASHINGTON ELEM | MSDR, MIGUEL | 11111111 | | 2 | 8 | 10/20/2019 | <input checked="" type="checkbox"/> | <input type="checkbox"/> | <input type="checkbox"/> | <input type="checkbox"/> | (509) 663-1112 | | | | | | | | | | | | | | | | | | | | | | | | | | | | | | | | | | | | | | | | | | | | | | | | | | | | | | | | | | | | | | | | | | | | | | | | | | | | | | | | | | | | | | | | | | | | | | | | | | | | | | | | | | | | | | |
| GARFIELD HIGH SCHOOL | MSDR, SERENA | 98989898 | 9898989898 | 10 | 17 | 07/05/2021 | <input checked="" type="checkbox"/> | <input type="checkbox"/> | <input type="checkbox"/> | <input type="checkbox"/> | (509) 837-2712 | | | | | | | | | | | | | | | | | | | | | | | | | | | | | | | | | | | | | | | | | | | | | | | | | | | | | | | | | | | | | | | | | | | | | | | | | | | | | | | | | | | | | | | | | | | | | | | | | | | | | | | | | | | | | | |

Migrant Student List

This report lists students enrolled by building.

Use this report to identify who the migrant students are in each district building and if they are priority for service.
Report allows you to hyperlink to student's individual record using student ID#.

STEP 1:
Select **Student Lists**
tab to view
Student Lists
Reports

Migrant Student Information System

Student Mass Health Reports Search

Health Statistical **Student Lists** Eligibility Educational

Quick-Link Menu

Reports: Student Lists

STEP 2:
Select the criteria
from the report
selection screen

Click "Run Report"

Migrant Student List

Building: ALL

Dates Using: A Date Range

From: To:

Grade Level: From: P0 To: 12

☒ Display OS ☒ Display UG

Age: From: 0 To: 21

Show: Current and Previously Enrolled Students

Order List By: Student Last Name

Report Format: Online

Run Report

STEP 3:
View Migrant
Student List

Washington State Migrant Student Data, Recruitment and Support Office

MIGRANT STUDENT LIST

WA MIG ED PROGRAM

ADAMS PRESCHOOL

| Student Name | Student ID | SSID | Birth Date | Age | Grade | Qualifying Move | Priority | Enrollment | Withdrawal |
|--------------|------------|-----------|------------|-----|-------|-----------------|----------|------------|------------|
| MSDR, MARIO | 33333333 | 333333333 | 06/22/2006 | 15 | 12 | 06/25/2021 | No | 02/20/2022 | |

ADAMS PRESCHOOL Total: 1 (1 Unique)

EISENHOWER MIDDLE SCHOOL

| Student Name | Student ID | SSID | Birth Date | Age | Grade | Qualifying Move | Priority | Enrollment | Withdrawal |
|-------------------|------------|------------|------------|-----|-------|-----------------|----------|------------|------------|
| MSDR, JESUS TRAIN | 54545454 | 5454545454 | 04/08/2009 | 12 | 7 | 07/05/2021 | No | 09/01/2021 | 09/10/2021 |
| MSDR, JESUS TRAIN | 54545454 | 5454545454 | 04/08/2009 | 12 | 7 | 09/15/2021 | No | 09/17/2021 | |

EISENHOWER MIDDLE SCHOOL Total: 2 (1 Unique)

GARFIELD HIGH SCHOOL

| Student Name | Student ID | SSID | Birth Date | Age | Grade | Qualifying Move | Priority | Enrollment | Withdrawal |
|--------------------|------------|------------|------------|-----|-------|-----------------|----------|------------|------------|
| MSDR, DAVID TRAIN | 76767676 | 7676767676 | 06/02/2006 | 15 | 10 | 07/05/2021 | No | 09/01/2021 | 09/30/2021 |
| MSDR, SERENA TRAIN | 98989898 | 9898989898 | 04/18/2005 | 16 | 11 | 07/05/2021 | No | 09/01/2021 | |

GARFIELD HIGH SCHOOL Total: 2 (2 Unique)

JEFFERSON ELEM

| Student Name | Student ID | SSID | Birth Date | Age | Grade | Qualifying Move | Priority | Enrollment | Withdrawal |
|--------------------|------------|------------|------------|-----|-------|-----------------|----------|------------|------------|
| MSDR, MACIEL TRAIN | 32323232 | 3232323232 | 04/18/2011 | 10 | 5 | 07/05/2021 | No | 09/12/2021 | |

JEFFERSON ELEM Total: 1 (1 Unique)

WA MIG ED PROGRAM OOS

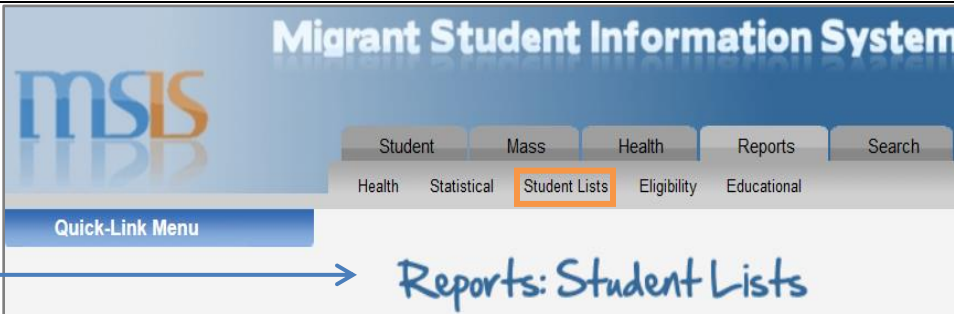
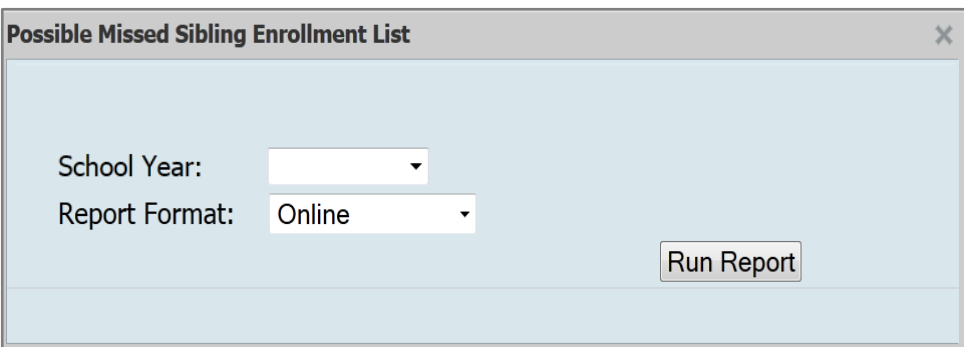
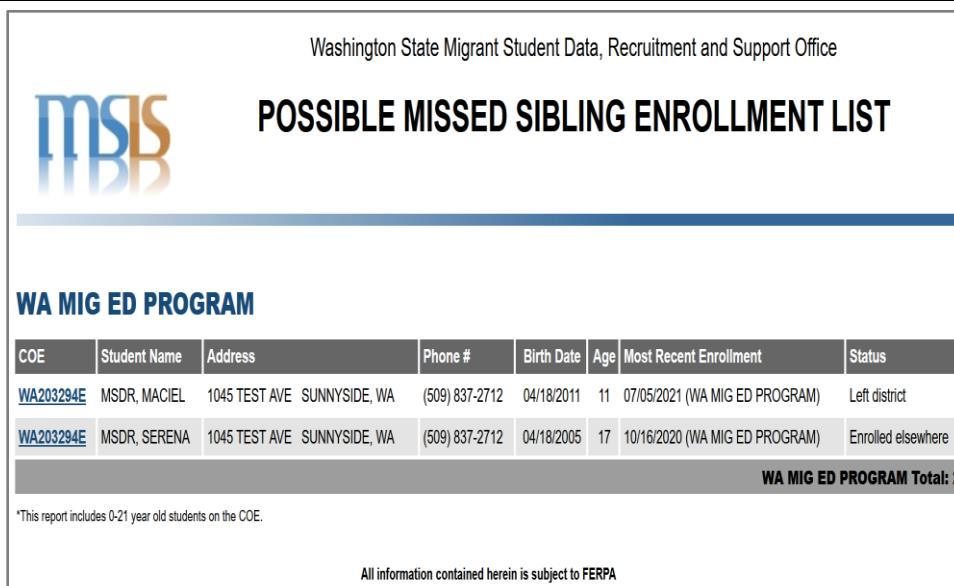
| Student Name | Student ID | SSID | Birth Date | Age | Grade | Qualifying Move | Priority | Enrollment | Generation | Dropout | Recovered | EOE |
|-------------------|------------|-----------|------------|-----|-------|-----------------|----------|------------|------------|---------|--------------------------|--------------------------|
| MSDR, ESTER TEST | 10000000 | | 06/30/2018 | 3 | OS | 10/20/2019 | No | 08/12/2021 | 10/08/2021 | | <input type="checkbox"/> | <input type="checkbox"/> |
| MSDR, ESTER TEST | 10000000 | | 06/30/2018 | 3 | OS | 10/20/2019 | No | 09/23/2021 | 10/08/2021 | | <input type="checkbox"/> | <input type="checkbox"/> |
| MSDR, MARTIN TEST | 22222222 | 888888888 | 06/19/2005 | 16 | OS | 10/20/2019 | No | 09/01/2021 | 10/12/2021 | | <input type="checkbox"/> | <input type="checkbox"/> |

WA MIG ED PROGRAM OOS Total: 3 (2 Unique)

Possible Missed Sibling Enrollment List

This report lists possible missed students that are not enrolled for the current school year but may have siblings that are currently enrolled in school.

Use this report to identify possible siblings who have not been enrolled.

| <p>STEP 1: Select Student List tab to view Student Lists Reports</p> |  | | | | | | | | | | | | | | | | | | | | | | | | |
|---|--|-----------------------------|----------------|------------|---------|--------------------------------|--------------------|------------------------|--------|---------------------------|--------------|-----------------------------|----------------|------------|----|--------------------------------|---------------|---------------------------|--------------|-----------------------------|----------------|------------|----|--------------------------------|--------------------|
| <p>STEP 2: Select the criteria from the report selection screen Click "Run Report"</p> |  | | | | | | | | | | | | | | | | | | | | | | | | |
| <p>STEP 3: View Possible Missed Sibling Enrollment List</p> |  <p>Washington State Migrant Student Data, Recruitment and Support Office</p> <p>POSSIBLE MISSED SIBLING ENROLLMENT LIST</p> <p>WA MIG ED PROGRAM</p> <table border="1"> <thead> <tr> <th>COE</th> <th>Student Name</th> <th>Address</th> <th>Phone #</th> <th>Birth Date</th> <th>Age</th> <th>Most Recent Enrollment</th> <th>Status</th> </tr> </thead> <tbody> <tr> <td>WA203294E</td> <td>MSDR, MACIEL</td> <td>1045 TEST AVE SUNNYSIDE, WA</td> <td>(509) 837-2712</td> <td>04/18/2011</td> <td>11</td> <td>07/05/2021 (WA MIG ED PROGRAM)</td> <td>Left district</td> </tr> <tr> <td>WA203294E</td> <td>MSDR, SERENA</td> <td>1045 TEST AVE SUNNYSIDE, WA</td> <td>(509) 837-2712</td> <td>04/18/2005</td> <td>17</td> <td>10/16/2020 (WA MIG ED PROGRAM)</td> <td>Enrolled elsewhere</td> </tr> </tbody> </table> <p>WA MIG ED PROGRAM Total: 2</p> <p><small>*This report includes 0-21 year old students on the COE.</small></p> <p><small>All information contained herein is subject to FERPA</small></p> | COE | Student Name | Address | Phone # | Birth Date | Age | Most Recent Enrollment | Status | WA203294E | MSDR, MACIEL | 1045 TEST AVE SUNNYSIDE, WA | (509) 837-2712 | 04/18/2011 | 11 | 07/05/2021 (WA MIG ED PROGRAM) | Left district | WA203294E | MSDR, SERENA | 1045 TEST AVE SUNNYSIDE, WA | (509) 837-2712 | 04/18/2005 | 17 | 10/16/2020 (WA MIG ED PROGRAM) | Enrolled elsewhere |
| COE | Student Name | Address | Phone # | Birth Date | Age | Most Recent Enrollment | Status | | | | | | | | | | | | | | | | | | |
| WA203294E | MSDR, MACIEL | 1045 TEST AVE SUNNYSIDE, WA | (509) 837-2712 | 04/18/2011 | 11 | 07/05/2021 (WA MIG ED PROGRAM) | Left district | | | | | | | | | | | | | | | | | | |
| WA203294E | MSDR, SERENA | 1045 TEST AVE SUNNYSIDE, WA | (509) 837-2712 | 04/18/2005 | 17 | 10/16/2020 (WA MIG ED PROGRAM) | Enrolled elsewhere | | | | | | | | | | | | | | | | | | |

School District Customized List

This report allows school districts to customize building lists based on qualifying arrival data and enrollment data.

Use this report to create an Excel spreadsheet that you can utilize to create address labels or letters.

STEP 1:
Select **Student List** tab to view Student Lists Reports

STEP 2:
Select the criteria from the report selection screen

Click "Next" to continue

Click "Submit"

STEP 3:
View School District Customized List

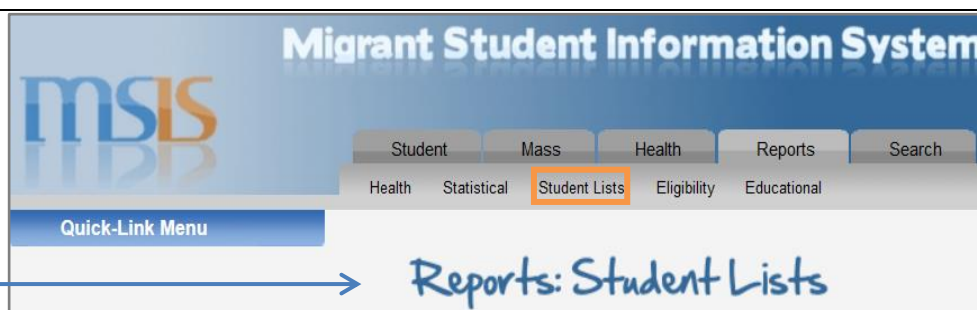
| Student ID | Last Name | First Name | MI | Building | Address | City | State | Zip | Phone | Parent 1 | Parent 2 |
|------------|-----------|------------|----|-------------------------|-------------------|-----------|-------|-------|----------------|--------------|-----------------|
| 76767676 | MSDR | DAVID | T | ROOSEVELT MIDDLE SCHOOL | 801 SOUTH 15TH | SUNNYSIDE | WA | 98944 | (509) 333-3333 | GARZA, JESUS | GARZA, MARICELA |
| 54545454 | MSDR | JESUS | T | GARFIELD HIGH SCHOOL | 801 SOUTH 15TH | SUNNYSIDE | WA | 98944 | (509) 333-3333 | GARZA, JESUS | GARZA, MARICELA |
| 33333333 | MSDR | MARIO | T | GARFIELD HIGH SCHOOL | 1312 ALEXANDER ST | CENTRALIA | WA | 98531 | () - | CANTU, MARIO | |
| 22222222 | MSDR | MARTIN | T | GARFIELD HIGH SCHOOL | 810 ONE WAY AVE | WENATCHEE | WA | 98801 | (509) 663-1112 | CANTU, JUAN | CANTU, JUANITA |

Student Needs Assessment Data

This report provides data results for the identified risk factors used to determine Priority for Services (PFS).

Use this report to rank and analyze migrant student's assessment and risk factor data for PFS eligibility.

STEP 1:
Select **Student List** tab to view Student Lists Reports

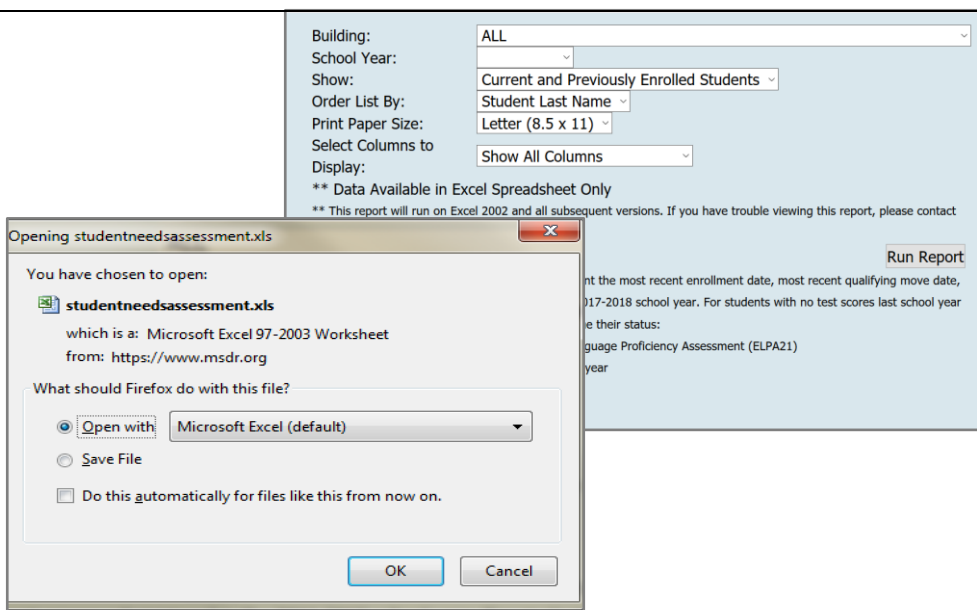


STEP 2:
Select the criteria from the report selection screen

Click "Run Report"

a second screen will display, select "Open with Microsoft Excel"

Click "OK"



STEP 3:
View Student Needs Assessment Data

| File Home Insert Page Layout Formulas Data Review View Help | | | | | | | | | | | |
|---|--------------------------|--------------------|-------------------|--------------------|-----------------|-----------------------|------------------------|---------------------|-----|--------------------------|----|
| Clipboard Font Alignment Number Styles | | | | | | | | | | | |
| BQ11 | | | | | | | | | | | |
| | E | F | G | H | BE | BF | BG | BH | BI | BJ | BK |
| | Enrolling School | Migrant Student ID | Student Last Name | Student First Name | Moved w/in 1 Yr | Identified as Dropout | Assessment Risk Points | Other At Risk Score | PFS | Other Ed Service | |
| 1 | | | | | | | | | | | |
| 2 | EISENHOWER MIDDLE SCHOOL | 98989898 | MSDR | SERENA | Yes | | None | | | Title I, LAP | |
| 3 | JOHNSON HIGH SCHOOL | 76767676 | MSDR | DAVID | Yes | | 1 | 3 | Yes | Title I, LAP | |
| 4 | KENNEDY HIGH SCHOOL | 33333333 | MSDR | MARIO | Yes | | None | 2 | Yes | Title I, State Bil, Sped | |
| 5 | KENNEDY HIGH SCHOOL | 59840778 | MSDR | DANNA | Yes | | None | 1 | Yes | Title I, State Bil | |
| 6 | | | | | | | | | | | |
| 7 | | | | | | | | | | | |

Student Retention Report

This report lists students who have a history of retention as reported in the MSIS.
Use this report to help identify students who have retention history and may need additional assistance.

STEP 1:
Select **Student List** tab to view Student Lists Reports

STEP 2:
Select the criteria from the report selection screen

Click "Run Report"

STEP 3:
View Student Retention Report

| Washington State Migrant Student Data, Recruitment and Support Office | | | | | | | | | |
|---|------------|------------|------------|---------------|----------|------------|-----------------------|-----------------------|--------------------------|
| STUDENT RETENTION REPORT | | | | | | | | | |
| WA MIG ED PROGRAM | | | | | | | | | |
| All Buildings | | | | | | | | | |
| | | | | | | | On Course to Graduate | One Year Behind Peers | 2+ Years Beyond Peers |
| Student Name | Student ID | SSID | Birth Date | Current Grade | Priority | Withdrawal | Grade Repeated | School Year | School |
| MSDR, SERENA TRAIN | 98989898 | 9898989898 | 04/18/2003 | 7 | No | | 7 | 2015-2016 | ROOSEVELT MIDDLE SCHOOL |
| | | | | | | | 7 | 2016-2017 | EISENHOWER MIDDLE SCHOOL |
| MSDR, DAVID TRAIN | 76767676 | 7676767676 | 06/02/1998 | 11 | No | | 10 | 2014-2015 | JOHNSON HIGH SCHOOL |
| | | | | | | | 10 | 2014-2015 | KENNEDY HIGH SCHOOL |
| | | | | | | | 10 | 2015-2016 | GARFIELD HIGH SCHOOL |
| MSDR, JESUS TRAIN | 54545454 | 5454545454 | 04/08/1997 | 12 | No | | 9 | 2011-2012 | GARFIELD HIGH SCHOOL |
| | | | | | | | 9 | 2012-2013 | GARFIELD HIGH SCHOOL |
| | | | | | | | 12 | 2015-2016 | GARFIELD HIGH SCHOOL |
| | | | | | | | 12 | 2016-2017 | KENNEDY HIGH SCHOOL |
| MSDR, MARIO TEST | 33333333 | 3333333333 | 07/14/1995 | 12 | No | | 4 | 1999-2000 | JEFFERSON ELEM |
| | | | | | | | 4 | 2014-2015 | MADISON ELEM |
| | | | | | | | 9 | 2004-2005 | GARFIELD HIGH SCHOOL |

Student Retention Report is a listing of students who have a history of repeating a grade as reported in the MSIS. The retention may have occurred at any time during their enrollment history. Green indicates a student has repeated a grade but is still on course to graduate based on his/her age and current grade level enrolled. Yellow indicates a student has repeated a grade and is currently one year behind his/her peers. Red indicates a student has repeated a grade(s) and is currently two or more years behind his/her peers and is not currently on course to graduate.

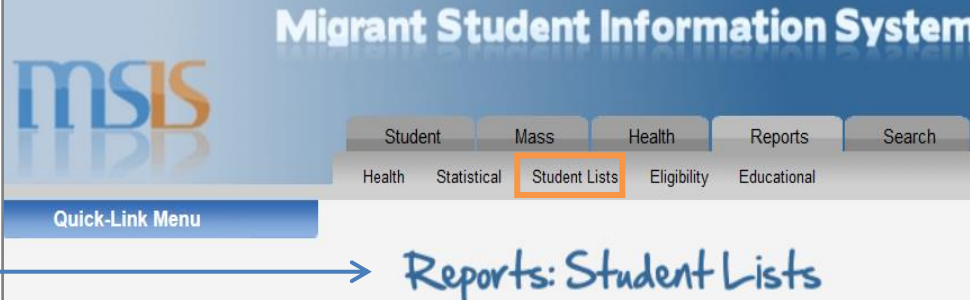
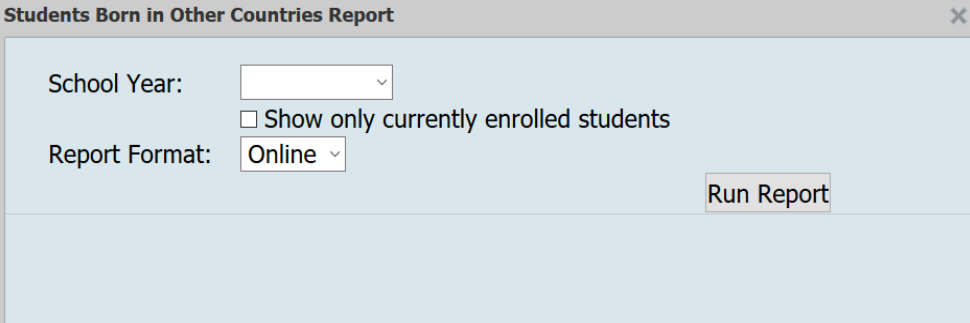
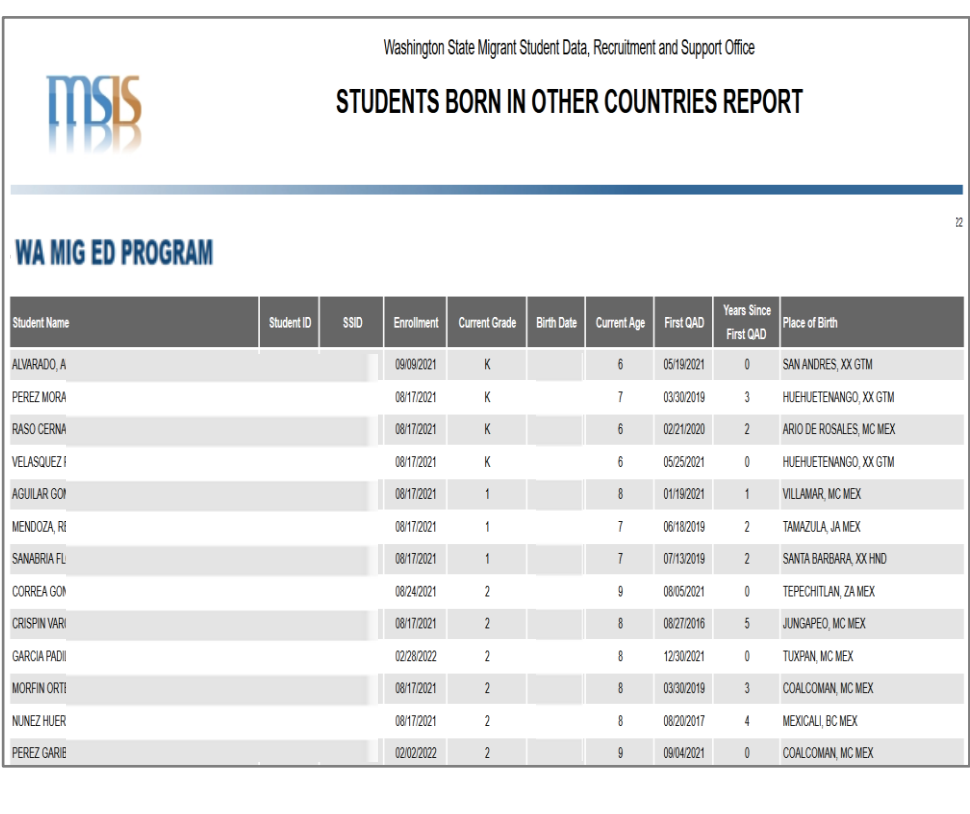
Priority for service (pfs) definition: migratory children whose education has been interrupted during the regular school year and who are failing, or most at risk of failing, to meet the states challenging state academic content standards and challenging state student academic achievement standard.

All information contained herein is subject to FERPA

Students Born in Other Countries Report

This report lists students who were born outside the United States. In addition, the students listed must have no prior education in Washington and are new in the MSIS.

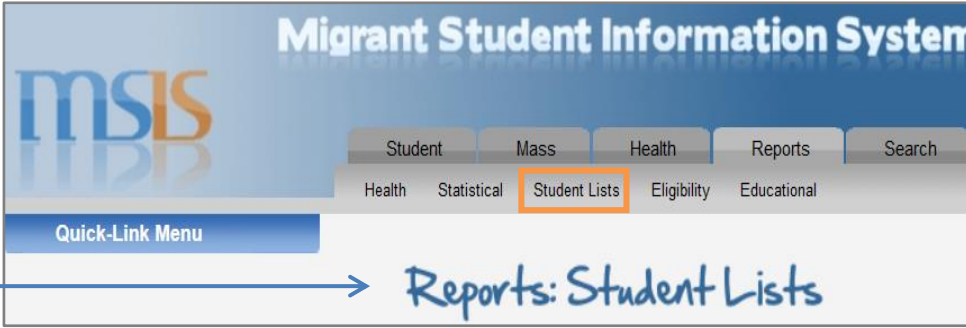
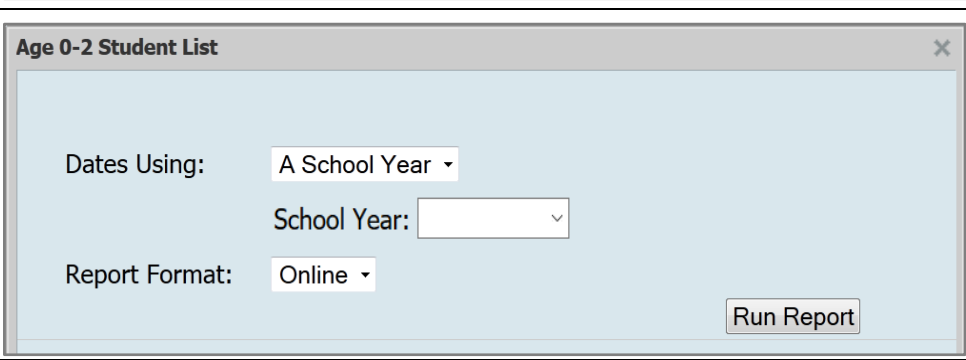
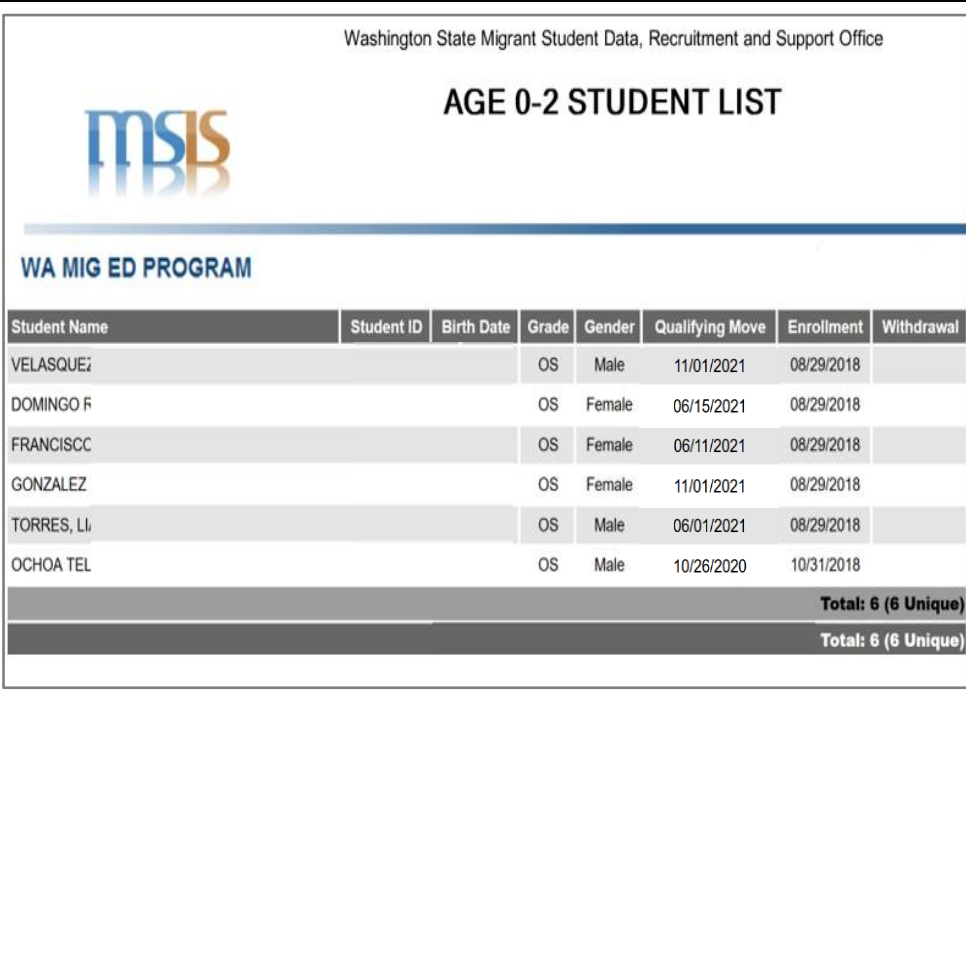
Use this report to identify migrant students who are new to the state.

| <p>STEP 1: Select Student List tab to view Student Lists Reports</p> |  | | | | | | | | | | | | | | | | | | | | | | | | | | | | | | | | | | | | | | | | | | | | | | | | | | | | | | | | | | | | | | | | | | | | | | | | | | | | | | | | | | | | | | | | | | | | | | | | | | | | | | | | | | | | | | | | | | | | | | | | | | | | | | | | | | | | | | | | | | | | |
|--|--|--------------|------------|---------------|------------|---------------|------------|-----------------------|-------------------------|-----------------------|----------------|-------------|--|--|------------|---|--|---|------------|---|--------------------|------------|--|--|------------|---|--|---|------------|---|-----------------------|------------|--|--|------------|---|--|---|------------|---|-------------------------|-------------|--|--|------------|---|--|---|------------|---|-----------------------|-------------|--|--|------------|---|--|---|------------|---|------------------|-------------|--|--|------------|---|--|---|------------|---|------------------|-------------|--|--|------------|---|--|---|------------|---|-----------------------|------------|--|--|------------|---|--|---|------------|---|--------------------|--------------|--|--|------------|---|--|---|------------|---|------------------|--------------|--|--|------------|---|--|---|------------|---|----------------|-------------|--|--|------------|---|--|---|------------|---|-------------------|------------|--|--|------------|---|--|---|------------|---|------------------|-------------|--|--|------------|---|--|---|------------|---|-------------------|
| <p>STEP 2: Select the criteria from the report selection screen</p> <p>Click "Run Report"</p> |  | | | | | | | | | | | | | | | | | | | | | | | | | | | | | | | | | | | | | | | | | | | | | | | | | | | | | | | | | | | | | | | | | | | | | | | | | | | | | | | | | | | | | | | | | | | | | | | | | | | | | | | | | | | | | | | | | | | | | | | | | | | | | | | | | | | | | | | | | | | | |
| <p>STEP 3: View Students Born in Other Countries Report</p> |  <table border="1"> <thead> <tr> <th>Student Name</th> <th>Student ID</th> <th>SSID</th> <th>Enrollment</th> <th>Current Grade</th> <th>Birth Date</th> <th>Current Age</th> <th>First QAD</th> <th>Years Since First QAD</th> <th>Place of Birth</th> </tr> </thead> <tbody> <tr> <td>ALVARADO, A</td> <td></td> <td></td> <td>09/09/2021</td> <td>K</td> <td></td> <td>6</td> <td>05/19/2021</td> <td>0</td> <td>SAN ANDRES, XX GTM</td> </tr> <tr> <td>PEREZ MORA</td> <td></td> <td></td> <td>08/17/2021</td> <td>K</td> <td></td> <td>7</td> <td>03/30/2019</td> <td>3</td> <td>HUEHUETENANGO, XX GTM</td> </tr> <tr> <td>RASO CERNA</td> <td></td> <td></td> <td>08/17/2021</td> <td>K</td> <td></td> <td>6</td> <td>02/21/2020</td> <td>2</td> <td>ARIO DE ROSALES, MC MEX</td> </tr> <tr> <td>VELASQUEZ I</td> <td></td> <td></td> <td>08/17/2021</td> <td>K</td> <td></td> <td>6</td> <td>05/25/2021</td> <td>0</td> <td>HUEHUETENANGO, XX GTM</td> </tr> <tr> <td>AGUILAR GON</td> <td></td> <td></td> <td>08/17/2021</td> <td>1</td> <td></td> <td>8</td> <td>01/19/2021</td> <td>1</td> <td>VILLAMAR, MC MEX</td> </tr> <tr> <td>MENDOZA, RI</td> <td></td> <td></td> <td>08/17/2021</td> <td>1</td> <td></td> <td>7</td> <td>06/18/2019</td> <td>2</td> <td>TAMAZULA, JA MEX</td> </tr> <tr> <td>SANABRIA FL</td> <td></td> <td></td> <td>08/17/2021</td> <td>1</td> <td></td> <td>7</td> <td>07/13/2019</td> <td>2</td> <td>SANTA BARBARA, XX HND</td> </tr> <tr> <td>CORREA GON</td> <td></td> <td></td> <td>08/24/2021</td> <td>2</td> <td></td> <td>9</td> <td>08/05/2021</td> <td>0</td> <td>TEPECITLAN, ZA MEX</td> </tr> <tr> <td>CRISPIN VARI</td> <td></td> <td></td> <td>08/17/2021</td> <td>2</td> <td></td> <td>8</td> <td>08/27/2016</td> <td>5</td> <td>JUNGAPEO, MC MEX</td> </tr> <tr> <td>GARCIA PADIL</td> <td></td> <td></td> <td>02/26/2022</td> <td>2</td> <td></td> <td>8</td> <td>12/30/2021</td> <td>0</td> <td>TUXPAN, MC MEX</td> </tr> <tr> <td>MORFIN ORTI</td> <td></td> <td></td> <td>08/17/2021</td> <td>2</td> <td></td> <td>8</td> <td>03/30/2019</td> <td>3</td> <td>COALCOMAN, MC MEX</td> </tr> <tr> <td>NUNEZ HUER</td> <td></td> <td></td> <td>08/17/2021</td> <td>2</td> <td></td> <td>8</td> <td>08/20/2017</td> <td>4</td> <td>MEXICALI, BC MEX</td> </tr> <tr> <td>PEREZ GARIE</td> <td></td> <td></td> <td>02/02/2022</td> <td>2</td> <td></td> <td>9</td> <td>09/04/2021</td> <td>0</td> <td>COALCOMAN, MC MEX</td> </tr> </tbody> </table> | Student Name | Student ID | SSID | Enrollment | Current Grade | Birth Date | Current Age | First QAD | Years Since First QAD | Place of Birth | ALVARADO, A | | | 09/09/2021 | K | | 6 | 05/19/2021 | 0 | SAN ANDRES, XX GTM | PEREZ MORA | | | 08/17/2021 | K | | 7 | 03/30/2019 | 3 | HUEHUETENANGO, XX GTM | RASO CERNA | | | 08/17/2021 | K | | 6 | 02/21/2020 | 2 | ARIO DE ROSALES, MC MEX | VELASQUEZ I | | | 08/17/2021 | K | | 6 | 05/25/2021 | 0 | HUEHUETENANGO, XX GTM | AGUILAR GON | | | 08/17/2021 | 1 | | 8 | 01/19/2021 | 1 | VILLAMAR, MC MEX | MENDOZA, RI | | | 08/17/2021 | 1 | | 7 | 06/18/2019 | 2 | TAMAZULA, JA MEX | SANABRIA FL | | | 08/17/2021 | 1 | | 7 | 07/13/2019 | 2 | SANTA BARBARA, XX HND | CORREA GON | | | 08/24/2021 | 2 | | 9 | 08/05/2021 | 0 | TEPECITLAN, ZA MEX | CRISPIN VARI | | | 08/17/2021 | 2 | | 8 | 08/27/2016 | 5 | JUNGAPEO, MC MEX | GARCIA PADIL | | | 02/26/2022 | 2 | | 8 | 12/30/2021 | 0 | TUXPAN, MC MEX | MORFIN ORTI | | | 08/17/2021 | 2 | | 8 | 03/30/2019 | 3 | COALCOMAN, MC MEX | NUNEZ HUER | | | 08/17/2021 | 2 | | 8 | 08/20/2017 | 4 | MEXICALI, BC MEX | PEREZ GARIE | | | 02/02/2022 | 2 | | 9 | 09/04/2021 | 0 | COALCOMAN, MC MEX |
| Student Name | Student ID | SSID | Enrollment | Current Grade | Birth Date | Current Age | First QAD | Years Since First QAD | Place of Birth | | | | | | | | | | | | | | | | | | | | | | | | | | | | | | | | | | | | | | | | | | | | | | | | | | | | | | | | | | | | | | | | | | | | | | | | | | | | | | | | | | | | | | | | | | | | | | | | | | | | | | | | | | | | | | | | | | | | | | | | | | | | | | | | | | | | |
| ALVARADO, A | | | 09/09/2021 | K | | 6 | 05/19/2021 | 0 | SAN ANDRES, XX GTM | | | | | | | | | | | | | | | | | | | | | | | | | | | | | | | | | | | | | | | | | | | | | | | | | | | | | | | | | | | | | | | | | | | | | | | | | | | | | | | | | | | | | | | | | | | | | | | | | | | | | | | | | | | | | | | | | | | | | | | | | | | | | | | | | | | | |
| PEREZ MORA | | | 08/17/2021 | K | | 7 | 03/30/2019 | 3 | HUEHUETENANGO, XX GTM | | | | | | | | | | | | | | | | | | | | | | | | | | | | | | | | | | | | | | | | | | | | | | | | | | | | | | | | | | | | | | | | | | | | | | | | | | | | | | | | | | | | | | | | | | | | | | | | | | | | | | | | | | | | | | | | | | | | | | | | | | | | | | | | | | | | |
| RASO CERNA | | | 08/17/2021 | K | | 6 | 02/21/2020 | 2 | ARIO DE ROSALES, MC MEX | | | | | | | | | | | | | | | | | | | | | | | | | | | | | | | | | | | | | | | | | | | | | | | | | | | | | | | | | | | | | | | | | | | | | | | | | | | | | | | | | | | | | | | | | | | | | | | | | | | | | | | | | | | | | | | | | | | | | | | | | | | | | | | | | | | | |
| VELASQUEZ I | | | 08/17/2021 | K | | 6 | 05/25/2021 | 0 | HUEHUETENANGO, XX GTM | | | | | | | | | | | | | | | | | | | | | | | | | | | | | | | | | | | | | | | | | | | | | | | | | | | | | | | | | | | | | | | | | | | | | | | | | | | | | | | | | | | | | | | | | | | | | | | | | | | | | | | | | | | | | | | | | | | | | | | | | | | | | | | | | | | | |
| AGUILAR GON | | | 08/17/2021 | 1 | | 8 | 01/19/2021 | 1 | VILLAMAR, MC MEX | | | | | | | | | | | | | | | | | | | | | | | | | | | | | | | | | | | | | | | | | | | | | | | | | | | | | | | | | | | | | | | | | | | | | | | | | | | | | | | | | | | | | | | | | | | | | | | | | | | | | | | | | | | | | | | | | | | | | | | | | | | | | | | | | | | | |
| MENDOZA, RI | | | 08/17/2021 | 1 | | 7 | 06/18/2019 | 2 | TAMAZULA, JA MEX | | | | | | | | | | | | | | | | | | | | | | | | | | | | | | | | | | | | | | | | | | | | | | | | | | | | | | | | | | | | | | | | | | | | | | | | | | | | | | | | | | | | | | | | | | | | | | | | | | | | | | | | | | | | | | | | | | | | | | | | | | | | | | | | | | | | |
| SANABRIA FL | | | 08/17/2021 | 1 | | 7 | 07/13/2019 | 2 | SANTA BARBARA, XX HND | | | | | | | | | | | | | | | | | | | | | | | | | | | | | | | | | | | | | | | | | | | | | | | | | | | | | | | | | | | | | | | | | | | | | | | | | | | | | | | | | | | | | | | | | | | | | | | | | | | | | | | | | | | | | | | | | | | | | | | | | | | | | | | | | | | | |
| CORREA GON | | | 08/24/2021 | 2 | | 9 | 08/05/2021 | 0 | TEPECITLAN, ZA MEX | | | | | | | | | | | | | | | | | | | | | | | | | | | | | | | | | | | | | | | | | | | | | | | | | | | | | | | | | | | | | | | | | | | | | | | | | | | | | | | | | | | | | | | | | | | | | | | | | | | | | | | | | | | | | | | | | | | | | | | | | | | | | | | | | | | | |
| CRISPIN VARI | | | 08/17/2021 | 2 | | 8 | 08/27/2016 | 5 | JUNGAPEO, MC MEX | | | | | | | | | | | | | | | | | | | | | | | | | | | | | | | | | | | | | | | | | | | | | | | | | | | | | | | | | | | | | | | | | | | | | | | | | | | | | | | | | | | | | | | | | | | | | | | | | | | | | | | | | | | | | | | | | | | | | | | | | | | | | | | | | | | | |
| GARCIA PADIL | | | 02/26/2022 | 2 | | 8 | 12/30/2021 | 0 | TUXPAN, MC MEX | | | | | | | | | | | | | | | | | | | | | | | | | | | | | | | | | | | | | | | | | | | | | | | | | | | | | | | | | | | | | | | | | | | | | | | | | | | | | | | | | | | | | | | | | | | | | | | | | | | | | | | | | | | | | | | | | | | | | | | | | | | | | | | | | | | | |
| MORFIN ORTI | | | 08/17/2021 | 2 | | 8 | 03/30/2019 | 3 | COALCOMAN, MC MEX | | | | | | | | | | | | | | | | | | | | | | | | | | | | | | | | | | | | | | | | | | | | | | | | | | | | | | | | | | | | | | | | | | | | | | | | | | | | | | | | | | | | | | | | | | | | | | | | | | | | | | | | | | | | | | | | | | | | | | | | | | | | | | | | | | | | |
| NUNEZ HUER | | | 08/17/2021 | 2 | | 8 | 08/20/2017 | 4 | MEXICALI, BC MEX | | | | | | | | | | | | | | | | | | | | | | | | | | | | | | | | | | | | | | | | | | | | | | | | | | | | | | | | | | | | | | | | | | | | | | | | | | | | | | | | | | | | | | | | | | | | | | | | | | | | | | | | | | | | | | | | | | | | | | | | | | | | | | | | | | | | |
| PEREZ GARIE | | | 02/02/2022 | 2 | | 9 | 09/04/2021 | 0 | COALCOMAN, MC MEX | | | | | | | | | | | | | | | | | | | | | | | | | | | | | | | | | | | | | | | | | | | | | | | | | | | | | | | | | | | | | | | | | | | | | | | | | | | | | | | | | | | | | | | | | | | | | | | | | | | | | | | | | | | | | | | | | | | | | | | | | | | | | | | | | | | | |

Age 0-2 Student List

This report lists students who are 0, 1 and 2 years old and enrolled in your school district.

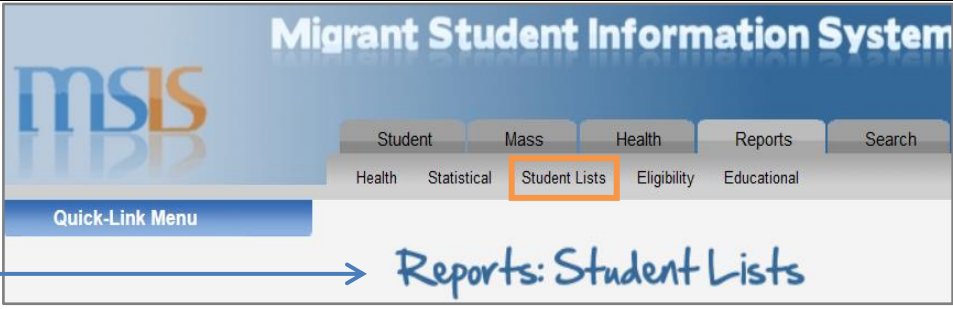
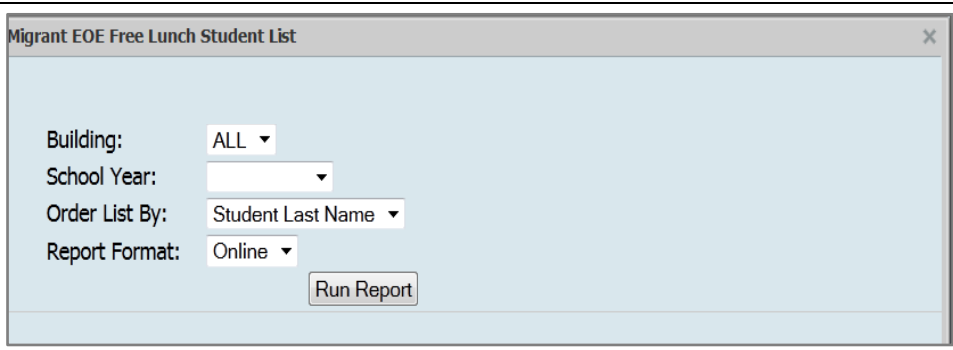
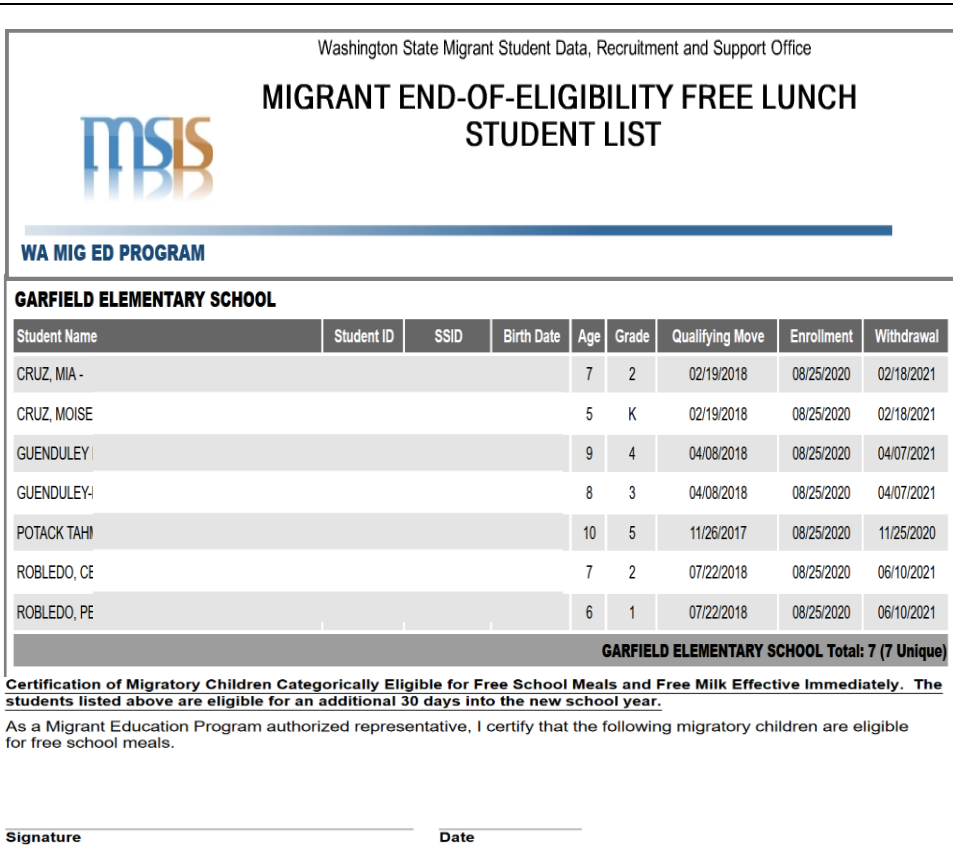
Use this report to identify migrant infants who are part of your migrant program.

| <p>STEP 1: Select Student List tab to view Student Lists Reports</p> |  | | | | | | | | | | | | | | | | | | | | | | | | | | | | | | | | | | | | | | | | | | | | | | | | | | | | | | | | | | | | | | | | | | | | | | | | |
|--|--|--------------|------------|------------|-----------------|------------|-----------------|------------|------------|-----------|--|--|----|------|------------|------------|--|-----------|--|--|----|--------|------------|------------|--|-----------|--|--|----|--------|------------|------------|--|----------|--|--|----|--------|------------|------------|--|------------|--|--|----|------|------------|------------|--|-----------|--|--|----|------|------------|------------|--|----------------------------|--|--|--|--|--|--|--|----------------------------|--|--|--|--|--|--|--|
| <p>STEP 2: Select the criteria from the report selection screen Click "Run Report"</p> |  | | | | | | | | | | | | | | | | | | | | | | | | | | | | | | | | | | | | | | | | | | | | | | | | | | | | | | | | | | | | | | | | | | | | | | | | |
| <p>STEP 3: View Age 0-2 Student List</p> |  <table border="1"> <thead> <tr> <th>Student Name</th> <th>Student ID</th> <th>Birth Date</th> <th>Grade</th> <th>Gender</th> <th>Qualifying Move</th> <th>Enrollment</th> <th>Withdrawal</th> </tr> </thead> <tbody> <tr> <td>VELASQUEZ</td> <td></td> <td></td> <td>OS</td> <td>Male</td> <td>11/01/2021</td> <td>08/29/2018</td> <td></td> </tr> <tr> <td>DOMINGO F</td> <td></td> <td></td> <td>OS</td> <td>Female</td> <td>06/15/2021</td> <td>08/29/2018</td> <td></td> </tr> <tr> <td>FRANCISCC</td> <td></td> <td></td> <td>OS</td> <td>Female</td> <td>06/11/2021</td> <td>08/29/2018</td> <td></td> </tr> <tr> <td>GONZALEZ</td> <td></td> <td></td> <td>OS</td> <td>Female</td> <td>11/01/2021</td> <td>08/29/2018</td> <td></td> </tr> <tr> <td>TORRES, LI</td> <td></td> <td></td> <td>OS</td> <td>Male</td> <td>06/01/2021</td> <td>08/29/2018</td> <td></td> </tr> <tr> <td>OCHOA TEL</td> <td></td> <td></td> <td>OS</td> <td>Male</td> <td>10/26/2020</td> <td>10/31/2018</td> <td></td> </tr> <tr> <td colspan="7" style="text-align: right;">Total: 6 (6 Unique)</td> <td></td> </tr> <tr> <td colspan="7" style="text-align: right;">Total: 6 (6 Unique)</td> <td></td> </tr> </tbody> </table> | Student Name | Student ID | Birth Date | Grade | Gender | Qualifying Move | Enrollment | Withdrawal | VELASQUEZ | | | OS | Male | 11/01/2021 | 08/29/2018 | | DOMINGO F | | | OS | Female | 06/15/2021 | 08/29/2018 | | FRANCISCC | | | OS | Female | 06/11/2021 | 08/29/2018 | | GONZALEZ | | | OS | Female | 11/01/2021 | 08/29/2018 | | TORRES, LI | | | OS | Male | 06/01/2021 | 08/29/2018 | | OCHOA TEL | | | OS | Male | 10/26/2020 | 10/31/2018 | | Total: 6 (6 Unique) | | | | | | | | Total: 6 (6 Unique) | | | | | | | |
| Student Name | Student ID | Birth Date | Grade | Gender | Qualifying Move | Enrollment | Withdrawal | | | | | | | | | | | | | | | | | | | | | | | | | | | | | | | | | | | | | | | | | | | | | | | | | | | | | | | | | | | | | | | | | | |
| VELASQUEZ | | | OS | Male | 11/01/2021 | 08/29/2018 | | | | | | | | | | | | | | | | | | | | | | | | | | | | | | | | | | | | | | | | | | | | | | | | | | | | | | | | | | | | | | | | | | | |
| DOMINGO F | | | OS | Female | 06/15/2021 | 08/29/2018 | | | | | | | | | | | | | | | | | | | | | | | | | | | | | | | | | | | | | | | | | | | | | | | | | | | | | | | | | | | | | | | | | | | |
| FRANCISCC | | | OS | Female | 06/11/2021 | 08/29/2018 | | | | | | | | | | | | | | | | | | | | | | | | | | | | | | | | | | | | | | | | | | | | | | | | | | | | | | | | | | | | | | | | | | | |
| GONZALEZ | | | OS | Female | 11/01/2021 | 08/29/2018 | | | | | | | | | | | | | | | | | | | | | | | | | | | | | | | | | | | | | | | | | | | | | | | | | | | | | | | | | | | | | | | | | | | |
| TORRES, LI | | | OS | Male | 06/01/2021 | 08/29/2018 | | | | | | | | | | | | | | | | | | | | | | | | | | | | | | | | | | | | | | | | | | | | | | | | | | | | | | | | | | | | | | | | | | | |
| OCHOA TEL | | | OS | Male | 10/26/2020 | 10/31/2018 | | | | | | | | | | | | | | | | | | | | | | | | | | | | | | | | | | | | | | | | | | | | | | | | | | | | | | | | | | | | | | | | | | | |
| Total: 6 (6 Unique) | | | | | | | | | | | | | | | | | | | | | | | | | | | | | | | | | | | | | | | | | | | | | | | | | | | | | | | | | | | | | | | | | | | | | | | | | |
| Total: 6 (6 Unique) | | | | | | | | | | | | | | | | | | | | | | | | | | | | | | | | | | | | | | | | | | | | | | | | | | | | | | | | | | | | | | | | | | | | | | | | | |

Migrant EOE Free Lunch Student List

This report is a listing of all students whose eligibility ended the previous year but are entitled to be served free lunch for 30 days into the next year according to the Richard B. Russell National School Lunch Act dated August 16, 2004, see USDA memo under FPD resources in the MSDRS website. This serves as documentation for migrant students to substantiate free meal eligibility and has a place for a signature and date of the LEA official.

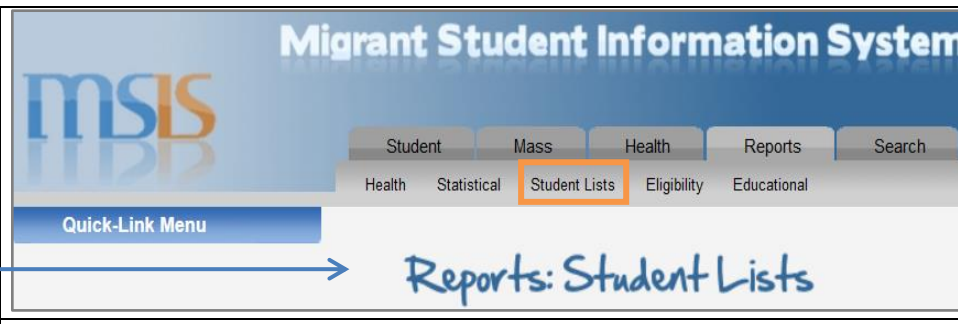
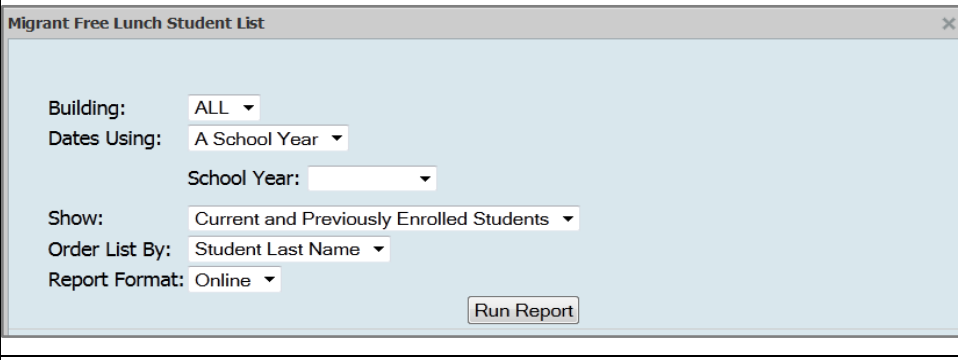
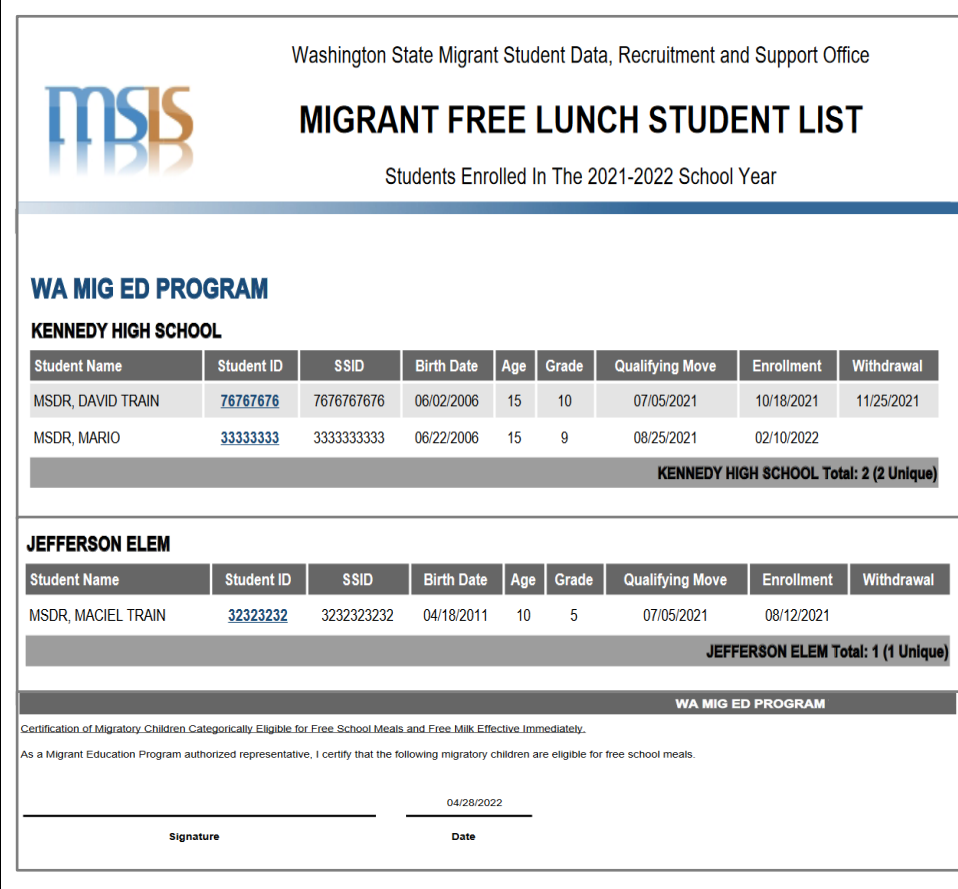
Use this report for a 30-day window of proof of migrant status for EOE students.

| <p>STEP 1: Select Student List tab to view Student Lists Reports</p> |  | | | | | | | | | | | | | | | | | | | | | | | | | | | | | | | | | | | | | | | | | | | | | | | | | | | | | | | | | | | | | | | | | | | | | | | | |
|--|--|--------------|------------|------|------------|-----------------|------------|-----------------|------------|------------|-------------|--|--|--|---|---|------------|------------|------------|-------------|--|--|--|---|---|------------|------------|------------|--------------|--|--|--|---|---|------------|------------|------------|--------------|--|--|--|---|---|------------|------------|------------|-------------|--|--|--|----|---|------------|------------|------------|-------------|--|--|--|---|---|------------|------------|------------|-------------|--|--|--|---|---|------------|------------|------------|
| <p>STEP 2: Select the criteria from the report selection screen Click "Run Report"</p> |  | | | | | | | | | | | | | | | | | | | | | | | | | | | | | | | | | | | | | | | | | | | | | | | | | | | | | | | | | | | | | | | | | | | | | | | | |
| <p>STEP 3: View Migrant End-Of-Eligibility Free Lunch Student List</p> |  <p>Washington State Migrant Student Data, Recruitment and Support Office</p> <h2>MIGRANT END-OF-ELIGIBILITY FREE LUNCH STUDENT LIST</h2> <p>WA MIG ED PROGRAM</p> <p>GARFIELD ELEMENTARY SCHOOL</p> <table border="1"> <thead> <tr> <th>Student Name</th> <th>Student ID</th> <th>SSID</th> <th>Birth Date</th> <th>Age</th> <th>Grade</th> <th>Qualifying Move</th> <th>Enrollment</th> <th>Withdrawal</th> </tr> </thead> <tbody> <tr> <td>CRUZ, MIA -</td> <td></td> <td></td> <td></td> <td>7</td> <td>2</td> <td>02/19/2018</td> <td>08/25/2020</td> <td>02/18/2021</td> </tr> <tr> <td>CRUZ, MOISE</td> <td></td> <td></td> <td></td> <td>5</td> <td>K</td> <td>02/19/2018</td> <td>08/25/2020</td> <td>02/18/2021</td> </tr> <tr> <td>GUENDULEY, I</td> <td></td> <td></td> <td></td> <td>9</td> <td>4</td> <td>04/08/2018</td> <td>08/25/2020</td> <td>04/07/2021</td> </tr> <tr> <td>GUENDULEY, I</td> <td></td> <td></td> <td></td> <td>8</td> <td>3</td> <td>04/08/2018</td> <td>08/25/2020</td> <td>04/07/2021</td> </tr> <tr> <td>POTACK TAHI</td> <td></td> <td></td> <td></td> <td>10</td> <td>5</td> <td>11/26/2017</td> <td>08/25/2020</td> <td>11/25/2020</td> </tr> <tr> <td>ROBLEDO, CE</td> <td></td> <td></td> <td></td> <td>7</td> <td>2</td> <td>07/22/2018</td> <td>08/25/2020</td> <td>06/10/2021</td> </tr> <tr> <td>ROBLEDO, PE</td> <td></td> <td></td> <td></td> <td>6</td> <td>1</td> <td>07/22/2018</td> <td>08/25/2020</td> <td>06/10/2021</td> </tr> </tbody> </table> <p>GARFIELD ELEMENTARY SCHOOL Total: 7 (7 Unique)</p> <p>Certification of Migratory Children Categorically Eligible for Free School Meals and Free Milk Effective Immediately. The students listed above are eligible for an additional 30 days into the new school year.</p> <p>As a Migrant Education Program authorized representative, I certify that the following migratory children are eligible for free school meals.</p> <p>Signature _____ Date _____</p> | Student Name | Student ID | SSID | Birth Date | Age | Grade | Qualifying Move | Enrollment | Withdrawal | CRUZ, MIA - | | | | 7 | 2 | 02/19/2018 | 08/25/2020 | 02/18/2021 | CRUZ, MOISE | | | | 5 | K | 02/19/2018 | 08/25/2020 | 02/18/2021 | GUENDULEY, I | | | | 9 | 4 | 04/08/2018 | 08/25/2020 | 04/07/2021 | GUENDULEY, I | | | | 8 | 3 | 04/08/2018 | 08/25/2020 | 04/07/2021 | POTACK TAHI | | | | 10 | 5 | 11/26/2017 | 08/25/2020 | 11/25/2020 | ROBLEDO, CE | | | | 7 | 2 | 07/22/2018 | 08/25/2020 | 06/10/2021 | ROBLEDO, PE | | | | 6 | 1 | 07/22/2018 | 08/25/2020 | 06/10/2021 |
| Student Name | Student ID | SSID | Birth Date | Age | Grade | Qualifying Move | Enrollment | Withdrawal | | | | | | | | | | | | | | | | | | | | | | | | | | | | | | | | | | | | | | | | | | | | | | | | | | | | | | | | | | | | | | | | | |
| CRUZ, MIA - | | | | 7 | 2 | 02/19/2018 | 08/25/2020 | 02/18/2021 | | | | | | | | | | | | | | | | | | | | | | | | | | | | | | | | | | | | | | | | | | | | | | | | | | | | | | | | | | | | | | | | | |
| CRUZ, MOISE | | | | 5 | K | 02/19/2018 | 08/25/2020 | 02/18/2021 | | | | | | | | | | | | | | | | | | | | | | | | | | | | | | | | | | | | | | | | | | | | | | | | | | | | | | | | | | | | | | | | | |
| GUENDULEY, I | | | | 9 | 4 | 04/08/2018 | 08/25/2020 | 04/07/2021 | | | | | | | | | | | | | | | | | | | | | | | | | | | | | | | | | | | | | | | | | | | | | | | | | | | | | | | | | | | | | | | | | |
| GUENDULEY, I | | | | 8 | 3 | 04/08/2018 | 08/25/2020 | 04/07/2021 | | | | | | | | | | | | | | | | | | | | | | | | | | | | | | | | | | | | | | | | | | | | | | | | | | | | | | | | | | | | | | | | | |
| POTACK TAHI | | | | 10 | 5 | 11/26/2017 | 08/25/2020 | 11/25/2020 | | | | | | | | | | | | | | | | | | | | | | | | | | | | | | | | | | | | | | | | | | | | | | | | | | | | | | | | | | | | | | | | | |
| ROBLEDO, CE | | | | 7 | 2 | 07/22/2018 | 08/25/2020 | 06/10/2021 | | | | | | | | | | | | | | | | | | | | | | | | | | | | | | | | | | | | | | | | | | | | | | | | | | | | | | | | | | | | | | | | | |
| ROBLEDO, PE | | | | 6 | 1 | 07/22/2018 | 08/25/2020 | 06/10/2021 | | | | | | | | | | | | | | | | | | | | | | | | | | | | | | | | | | | | | | | | | | | | | | | | | | | | | | | | | | | | | | | | | |

Migrant Free Lunch Student List

This report is a listing of students currently enrolled in the LEA who are eligible for free lunch according to the Richard B. Russell National School Lunch Act dated August 16, 2004, see USDA memo under FPD resources on the MSDRS website. This serves as documentation for migrant students to substantiate free meal eligibility and has a place for a signature and date of the LEA official.

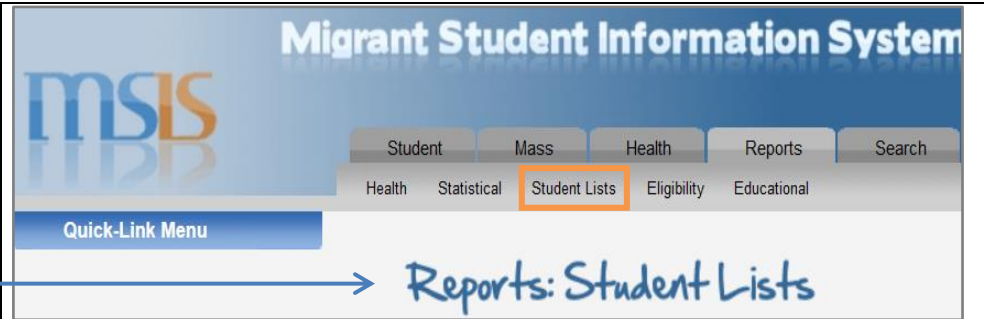
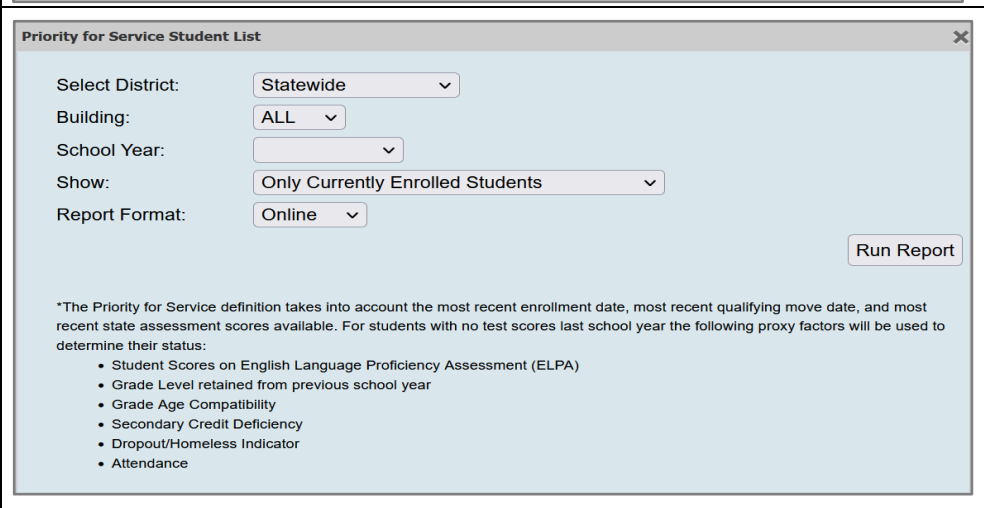
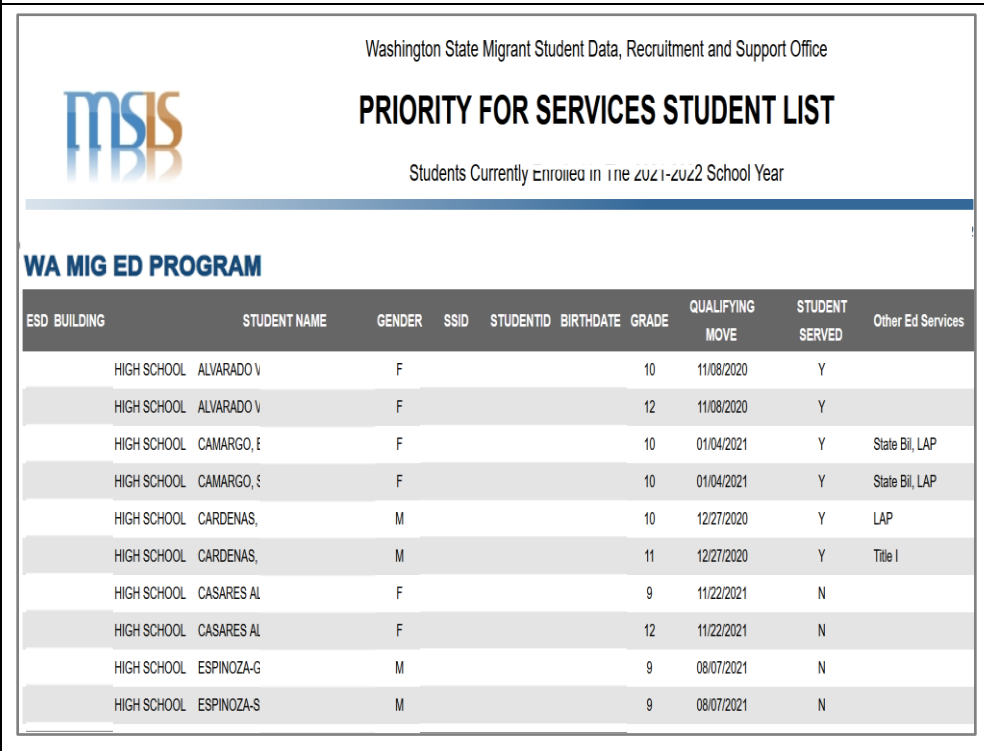
Use this report to inform Food Director & Educators in your district of migrant students who are eligible for free lunch.

| <p>STEP 1: Select Student List tab to view Student Lists Reports</p> |  | | | | | | | | | | | | | | | | | | | | | | | | | | | | | | | | | | | | | | | | | | | | | |
|--|--|--------------|------------|------|------------|-----------------|------------|-----------------|------------|------------|-------------------|----------|------------|------------|----|----|------------|------------|------------|-------------|----------|------------|------------|----|---|------------|------------|--|--------------|------------|------|------------|-----|-------|-----------------|------------|------------|--------------------|----------|------------|------------|----|---|------------|------------|--|
| <p>STEP 2: Select the criteria from the report selection screen</p> <p>Click "Run Report"</p> |  | | | | | | | | | | | | | | | | | | | | | | | | | | | | | | | | | | | | | | | | | | | | | |
| <p>STEP 3: View Migrant Free Lunch Student List</p> |  <p>Washington State Migrant Student Data, Recruitment and Support Office</p> <p>MIGRANT FREE LUNCH STUDENT LIST</p> <p>Students Enrolled In The 2021-2022 School Year</p> <p>WA MIG ED PROGRAM</p> <p>KENNEDY HIGH SCHOOL</p> <table border="1"> <thead> <tr> <th>Student Name</th> <th>Student ID</th> <th>SSID</th> <th>Birth Date</th> <th>Age</th> <th>Grade</th> <th>Qualifying Move</th> <th>Enrollment</th> <th>Withdrawal</th> </tr> </thead> <tbody> <tr> <td>MSDR, DAVID TRAIN</td> <td>76767676</td> <td>7676767676</td> <td>06/02/2006</td> <td>15</td> <td>10</td> <td>07/05/2021</td> <td>10/18/2021</td> <td>11/25/2021</td> </tr> <tr> <td>MSDR, MARIO</td> <td>33333333</td> <td>3333333333</td> <td>06/22/2006</td> <td>15</td> <td>9</td> <td>08/25/2021</td> <td>02/10/2022</td> <td></td> </tr> </tbody> </table> <p>KENNEDY HIGH SCHOOL Total: 2 (2 Unique)</p> <p>JEFFERSON ELEM</p> <table border="1"> <thead> <tr> <th>Student Name</th> <th>Student ID</th> <th>SSID</th> <th>Birth Date</th> <th>Age</th> <th>Grade</th> <th>Qualifying Move</th> <th>Enrollment</th> <th>Withdrawal</th> </tr> </thead> <tbody> <tr> <td>MSDR, MACIEL TRAIN</td> <td>32323232</td> <td>3232323232</td> <td>04/18/2011</td> <td>10</td> <td>5</td> <td>07/05/2021</td> <td>08/12/2021</td> <td></td> </tr> </tbody> </table> <p>JEFFERSON ELEM Total: 1 (1 Unique)</p> <p>WA MIG ED PROGRAM</p> <p>Certification of Migratory Children Categorically Eligible for Free School Meals and Free Milk Effective Immediately.</p> <p>As a Migrant Education Program authorized representative, I certify that the following migratory children are eligible for free school meals.</p> <p>_____ Signature</p> <p>04/28/2022 _____ Date</p> | Student Name | Student ID | SSID | Birth Date | Age | Grade | Qualifying Move | Enrollment | Withdrawal | MSDR, DAVID TRAIN | 76767676 | 7676767676 | 06/02/2006 | 15 | 10 | 07/05/2021 | 10/18/2021 | 11/25/2021 | MSDR, MARIO | 33333333 | 3333333333 | 06/22/2006 | 15 | 9 | 08/25/2021 | 02/10/2022 | | Student Name | Student ID | SSID | Birth Date | Age | Grade | Qualifying Move | Enrollment | Withdrawal | MSDR, MACIEL TRAIN | 32323232 | 3232323232 | 04/18/2011 | 10 | 5 | 07/05/2021 | 08/12/2021 | |
| Student Name | Student ID | SSID | Birth Date | Age | Grade | Qualifying Move | Enrollment | Withdrawal | | | | | | | | | | | | | | | | | | | | | | | | | | | | | | | | | | | | | | |
| MSDR, DAVID TRAIN | 76767676 | 7676767676 | 06/02/2006 | 15 | 10 | 07/05/2021 | 10/18/2021 | 11/25/2021 | | | | | | | | | | | | | | | | | | | | | | | | | | | | | | | | | | | | | | |
| MSDR, MARIO | 33333333 | 3333333333 | 06/22/2006 | 15 | 9 | 08/25/2021 | 02/10/2022 | | | | | | | | | | | | | | | | | | | | | | | | | | | | | | | | | | | | | | | |
| Student Name | Student ID | SSID | Birth Date | Age | Grade | Qualifying Move | Enrollment | Withdrawal | | | | | | | | | | | | | | | | | | | | | | | | | | | | | | | | | | | | | | |
| MSDR, MACIEL TRAIN | 32323232 | 3232323232 | 04/18/2011 | 10 | 5 | 07/05/2021 | 08/12/2021 | | | | | | | | | | | | | | | | | | | | | | | | | | | | | | | | | | | | | | | |

Priority for Service Student List

This report lists migrant children who are failing, or most at risk of failing, to meet the States challenging State academic content standards and challenging State student academic achievement standards, and whose education has been interrupted during the regular school year.

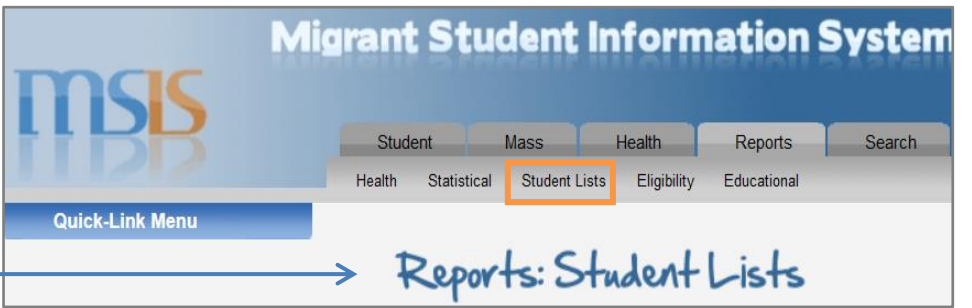
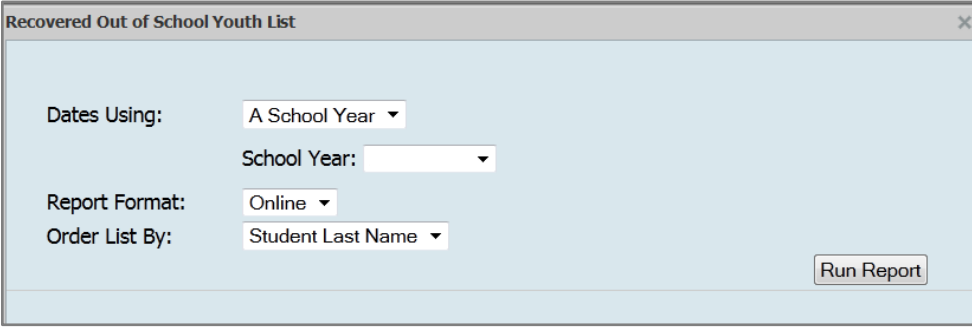
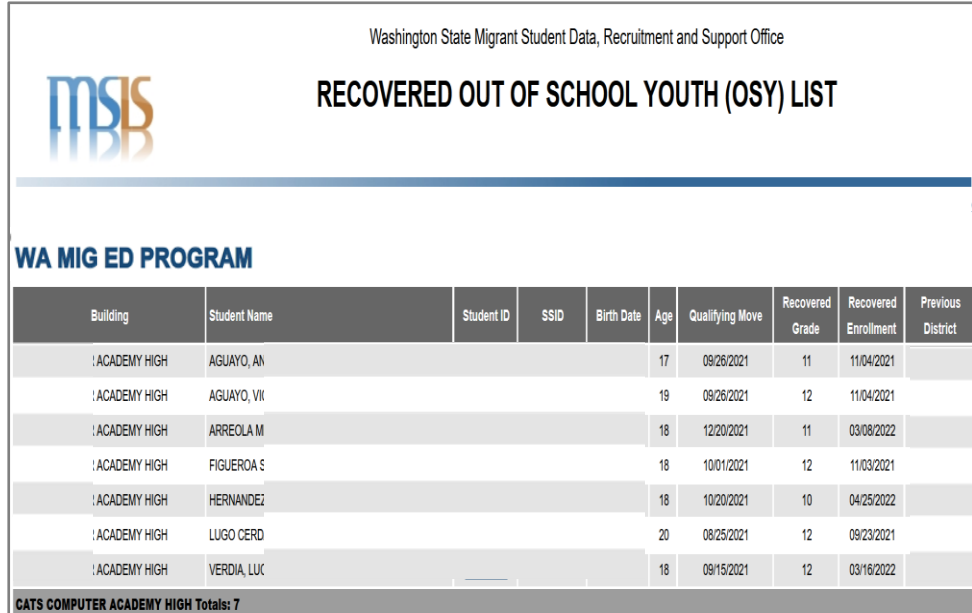
Use this report to identify migrant students who should be receiving migrant services as a priority.

| <p>STEP 1: Select Student List tab to view Student Lists Reports</p> |  | | | | | | | | | | | | | | | | | | | | | | | | | | | | | | | | | | | | | | | | | | | | | | | | | | | | | | | | | | | | | | | | | | | | | | | | | | | | | | | | | | | | | | | | | | | | | | | | | | | | | | | | | | | | | | |
|--|---|--------------|--------------|-----------|-----------|-----------|-----------------|----------------|-------------------|----------------|-------------------|-------------|------------|---|--|--|--|----|------------|---|--|-------------|------------|---|--|--|--|----|------------|---|--|-------------|------------|---|--|--|--|----|------------|---|----------------|-------------|------------|---|--|--|--|----|------------|---|----------------|-------------|-----------|---|--|--|--|----|------------|---|-----|-------------|-----------|---|--|--|--|----|------------|---|---------|-------------|------------|---|--|--|--|---|------------|---|--|-------------|------------|---|--|--|--|----|------------|---|--|-------------|------------|---|--|--|--|---|------------|---|--|-------------|------------|---|--|--|--|---|------------|---|--|
| <p>STEP 2: Select the criteria from the report selection screen Click "Run Report"</p> |  | | | | | | | | | | | | | | | | | | | | | | | | | | | | | | | | | | | | | | | | | | | | | | | | | | | | | | | | | | | | | | | | | | | | | | | | | | | | | | | | | | | | | | | | | | | | | | | | | | | | | | | | | | | | | | |
| <p>STEP 3: View Priority for Services Student List</p> |  <table border="1"> <thead> <tr> <th>ESD BUILDING</th> <th>STUDENT NAME</th> <th>GENDER</th> <th>SSID</th> <th>STUDENTID</th> <th>BIRTHDATE</th> <th>GRADE</th> <th>QUALIFYING MOVE</th> <th>STUDENT SERVED</th> <th>Other Ed Services</th> </tr> </thead> <tbody> <tr> <td>HIGH SCHOOL</td> <td>ALVARADO V</td> <td>F</td> <td></td> <td></td> <td></td> <td>10</td> <td>11/08/2020</td> <td>Y</td> <td></td> </tr> <tr> <td>HIGH SCHOOL</td> <td>ALVARADO V</td> <td>F</td> <td></td> <td></td> <td></td> <td>12</td> <td>11/08/2020</td> <td>Y</td> <td></td> </tr> <tr> <td>HIGH SCHOOL</td> <td>CAMARGO, E</td> <td>F</td> <td></td> <td></td> <td></td> <td>10</td> <td>01/04/2021</td> <td>Y</td> <td>State Bil, LAP</td> </tr> <tr> <td>HIGH SCHOOL</td> <td>CAMARGO, S</td> <td>F</td> <td></td> <td></td> <td></td> <td>10</td> <td>01/04/2021</td> <td>Y</td> <td>State Bil, LAP</td> </tr> <tr> <td>HIGH SCHOOL</td> <td>CARDENAS,</td> <td>M</td> <td></td> <td></td> <td></td> <td>10</td> <td>12/27/2020</td> <td>Y</td> <td>LAP</td> </tr> <tr> <td>HIGH SCHOOL</td> <td>CARDENAS,</td> <td>M</td> <td></td> <td></td> <td></td> <td>11</td> <td>12/27/2020</td> <td>Y</td> <td>Title I</td> </tr> <tr> <td>HIGH SCHOOL</td> <td>CASARES AL</td> <td>F</td> <td></td> <td></td> <td></td> <td>9</td> <td>11/22/2021</td> <td>N</td> <td></td> </tr> <tr> <td>HIGH SCHOOL</td> <td>CASARES AL</td> <td>F</td> <td></td> <td></td> <td></td> <td>12</td> <td>11/22/2021</td> <td>N</td> <td></td> </tr> <tr> <td>HIGH SCHOOL</td> <td>ESPINOZA-G</td> <td>M</td> <td></td> <td></td> <td></td> <td>9</td> <td>08/07/2021</td> <td>N</td> <td></td> </tr> <tr> <td>HIGH SCHOOL</td> <td>ESPINOZA-S</td> <td>M</td> <td></td> <td></td> <td></td> <td>9</td> <td>08/07/2021</td> <td>N</td> <td></td> </tr> </tbody> </table> | ESD BUILDING | STUDENT NAME | GENDER | SSID | STUDENTID | BIRTHDATE | GRADE | QUALIFYING MOVE | STUDENT SERVED | Other Ed Services | HIGH SCHOOL | ALVARADO V | F | | | | 10 | 11/08/2020 | Y | | HIGH SCHOOL | ALVARADO V | F | | | | 12 | 11/08/2020 | Y | | HIGH SCHOOL | CAMARGO, E | F | | | | 10 | 01/04/2021 | Y | State Bil, LAP | HIGH SCHOOL | CAMARGO, S | F | | | | 10 | 01/04/2021 | Y | State Bil, LAP | HIGH SCHOOL | CARDENAS, | M | | | | 10 | 12/27/2020 | Y | LAP | HIGH SCHOOL | CARDENAS, | M | | | | 11 | 12/27/2020 | Y | Title I | HIGH SCHOOL | CASARES AL | F | | | | 9 | 11/22/2021 | N | | HIGH SCHOOL | CASARES AL | F | | | | 12 | 11/22/2021 | N | | HIGH SCHOOL | ESPINOZA-G | M | | | | 9 | 08/07/2021 | N | | HIGH SCHOOL | ESPINOZA-S | M | | | | 9 | 08/07/2021 | N | |
| ESD BUILDING | STUDENT NAME | GENDER | SSID | STUDENTID | BIRTHDATE | GRADE | QUALIFYING MOVE | STUDENT SERVED | Other Ed Services | | | | | | | | | | | | | | | | | | | | | | | | | | | | | | | | | | | | | | | | | | | | | | | | | | | | | | | | | | | | | | | | | | | | | | | | | | | | | | | | | | | | | | | | | | | | | | | | | | | | | | |
| HIGH SCHOOL | ALVARADO V | F | | | | 10 | 11/08/2020 | Y | | | | | | | | | | | | | | | | | | | | | | | | | | | | | | | | | | | | | | | | | | | | | | | | | | | | | | | | | | | | | | | | | | | | | | | | | | | | | | | | | | | | | | | | | | | | | | | | | | | | | | | |
| HIGH SCHOOL | ALVARADO V | F | | | | 12 | 11/08/2020 | Y | | | | | | | | | | | | | | | | | | | | | | | | | | | | | | | | | | | | | | | | | | | | | | | | | | | | | | | | | | | | | | | | | | | | | | | | | | | | | | | | | | | | | | | | | | | | | | | | | | | | | | | |
| HIGH SCHOOL | CAMARGO, E | F | | | | 10 | 01/04/2021 | Y | State Bil, LAP | | | | | | | | | | | | | | | | | | | | | | | | | | | | | | | | | | | | | | | | | | | | | | | | | | | | | | | | | | | | | | | | | | | | | | | | | | | | | | | | | | | | | | | | | | | | | | | | | | | | | | |
| HIGH SCHOOL | CAMARGO, S | F | | | | 10 | 01/04/2021 | Y | State Bil, LAP | | | | | | | | | | | | | | | | | | | | | | | | | | | | | | | | | | | | | | | | | | | | | | | | | | | | | | | | | | | | | | | | | | | | | | | | | | | | | | | | | | | | | | | | | | | | | | | | | | | | | | |
| HIGH SCHOOL | CARDENAS, | M | | | | 10 | 12/27/2020 | Y | LAP | | | | | | | | | | | | | | | | | | | | | | | | | | | | | | | | | | | | | | | | | | | | | | | | | | | | | | | | | | | | | | | | | | | | | | | | | | | | | | | | | | | | | | | | | | | | | | | | | | | | | | |
| HIGH SCHOOL | CARDENAS, | M | | | | 11 | 12/27/2020 | Y | Title I | | | | | | | | | | | | | | | | | | | | | | | | | | | | | | | | | | | | | | | | | | | | | | | | | | | | | | | | | | | | | | | | | | | | | | | | | | | | | | | | | | | | | | | | | | | | | | | | | | | | | | |
| HIGH SCHOOL | CASARES AL | F | | | | 9 | 11/22/2021 | N | | | | | | | | | | | | | | | | | | | | | | | | | | | | | | | | | | | | | | | | | | | | | | | | | | | | | | | | | | | | | | | | | | | | | | | | | | | | | | | | | | | | | | | | | | | | | | | | | | | | | | | |
| HIGH SCHOOL | CASARES AL | F | | | | 12 | 11/22/2021 | N | | | | | | | | | | | | | | | | | | | | | | | | | | | | | | | | | | | | | | | | | | | | | | | | | | | | | | | | | | | | | | | | | | | | | | | | | | | | | | | | | | | | | | | | | | | | | | | | | | | | | | | |
| HIGH SCHOOL | ESPINOZA-G | M | | | | 9 | 08/07/2021 | N | | | | | | | | | | | | | | | | | | | | | | | | | | | | | | | | | | | | | | | | | | | | | | | | | | | | | | | | | | | | | | | | | | | | | | | | | | | | | | | | | | | | | | | | | | | | | | | | | | | | | | | |
| HIGH SCHOOL | ESPINOZA-S | M | | | | 9 | 08/07/2021 | N | | | | | | | | | | | | | | | | | | | | | | | | | | | | | | | | | | | | | | | | | | | | | | | | | | | | | | | | | | | | | | | | | | | | | | | | | | | | | | | | | | | | | | | | | | | | | | | | | | | | | | | |

Recovered Out of School Youth List

This report lists 16-21-year-old students who were previously identified as out of school youth (excluding summer enrollments) and the students have since been identified as enrolled students within a school building. These students are considered recovered youth.

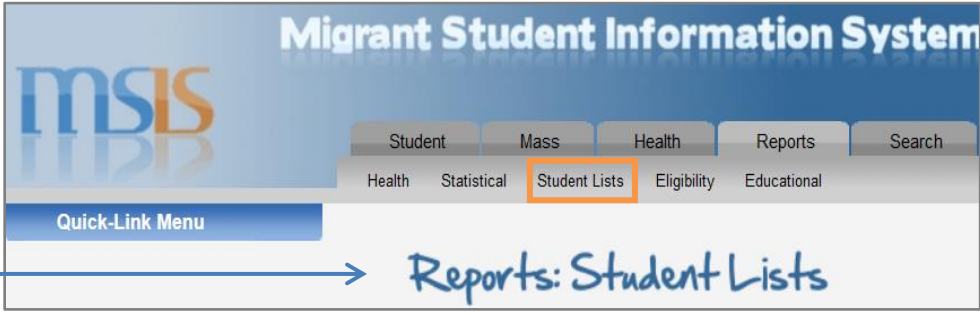
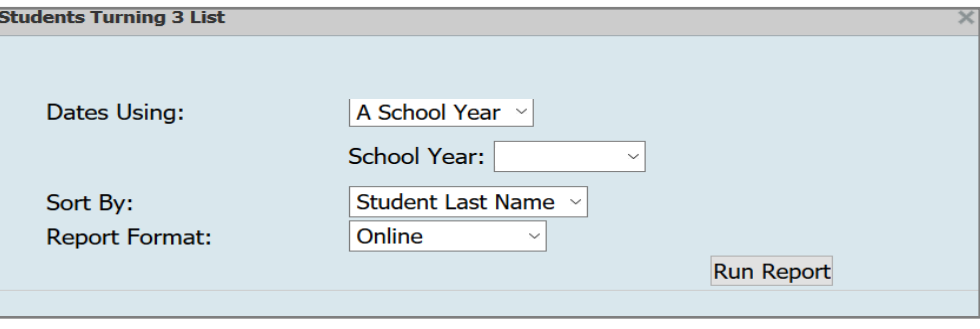
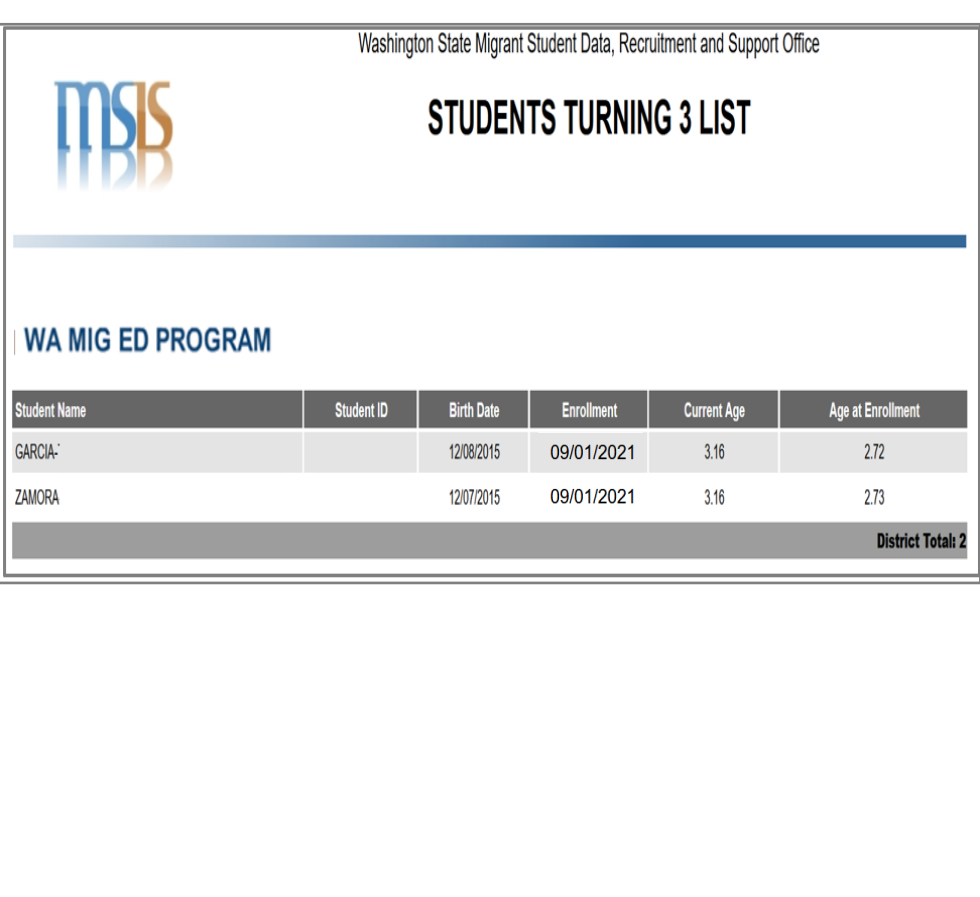
Use this report to view migrant students who were recovered and are now enrolled in school.

| <p>STEP 1: Select Student List tab to view Student Lists Reports</p> |  <p>Migrant Student Information System</p> <p>Student Mass Health Reports Search</p> <p>Health Statistical Student Lists Eligibility Educational</p> <p>Quick-Link Menu</p> <p>Reports: Student Lists</p> | | | | | | | | | | | | | | | | | | | | | | | | | | | | | | | | | | | | | | | | | | | | | | | | | | | | | | | | | | | | | | | | | | | | | | | | | | | | | | | | |
|--|--|------------|--------------|------------|------|-----------------|-----------------|----------------------|-------------------|----------------------|-------------------|----------------------------|------------|--|--|--|----|------------|----|------------|--|----------------------------|------------|--|--|--|----|------------|----|------------|--|----------------------------|-----------|--|--|--|----|------------|----|------------|--|----------------------------|------------|--|--|--|----|------------|----|------------|--|----------------------------|-----------|--|--|--|----|------------|----|------------|--|----------------------------|-----------|--|--|--|----|------------|----|------------|--|----------------------------|-------------|--|--|--|----|------------|----|------------|--|
| <p>STEP 2: Select the criteria from the report selection screen</p> <p>Click "Run Report"</p> |  <p>Recovered Out of School Youth List</p> <p>Dates Using: A School Year</p> <p>School Year:</p> <p>Report Format: Online</p> <p>Order List By: Student Last Name</p> <p>Run Report</p> | | | | | | | | | | | | | | | | | | | | | | | | | | | | | | | | | | | | | | | | | | | | | | | | | | | | | | | | | | | | | | | | | | | | | | | | | | | | | | | | |
| <p>STEP 3: View Recovered Out of School Youth (OSY) List</p> |  <p>Washington State Migrant Student Data, Recruitment and Support Office</p> <p>RECOVERED OUT OF SCHOOL YOUTH (OSY) LIST</p> <p>WA MIG ED PROGRAM</p> <table border="1"> <thead> <tr> <th>Building</th> <th>Student Name</th> <th>Student ID</th> <th>SSID</th> <th>Birth Date</th> <th>Age</th> <th>Qualifying Move</th> <th>Recovered Grade</th> <th>Recovered Enrollment</th> <th>Previous District</th> </tr> </thead> <tbody> <tr> <td>CATS COMPUTER ACADEMY HIGH</td> <td>AGUAYO, AN</td> <td></td> <td></td> <td></td> <td>17</td> <td>09/26/2021</td> <td>11</td> <td>11/04/2021</td> <td></td> </tr> <tr> <td>CATS COMPUTER ACADEMY HIGH</td> <td>AGUAYO, VK</td> <td></td> <td></td> <td></td> <td>19</td> <td>09/26/2021</td> <td>12</td> <td>11/04/2021</td> <td></td> </tr> <tr> <td>CATS COMPUTER ACADEMY HIGH</td> <td>ARREOLA M</td> <td></td> <td></td> <td></td> <td>18</td> <td>12/20/2021</td> <td>11</td> <td>03/08/2022</td> <td></td> </tr> <tr> <td>CATS COMPUTER ACADEMY HIGH</td> <td>FIGUEROA S</td> <td></td> <td></td> <td></td> <td>18</td> <td>10/01/2021</td> <td>12</td> <td>11/03/2021</td> <td></td> </tr> <tr> <td>CATS COMPUTER ACADEMY HIGH</td> <td>HERNANDEZ</td> <td></td> <td></td> <td></td> <td>18</td> <td>10/20/2021</td> <td>10</td> <td>04/25/2022</td> <td></td> </tr> <tr> <td>CATS COMPUTER ACADEMY HIGH</td> <td>LUGO CERD</td> <td></td> <td></td> <td></td> <td>20</td> <td>08/25/2021</td> <td>12</td> <td>09/23/2021</td> <td></td> </tr> <tr> <td>CATS COMPUTER ACADEMY HIGH</td> <td>VERDIA, LUC</td> <td></td> <td></td> <td></td> <td>18</td> <td>09/15/2021</td> <td>12</td> <td>03/16/2022</td> <td></td> </tr> </tbody> </table> <p>CATS COMPUTER ACADEMY HIGH Totals: 7</p> | Building | Student Name | Student ID | SSID | Birth Date | Age | Qualifying Move | Recovered Grade | Recovered Enrollment | Previous District | CATS COMPUTER ACADEMY HIGH | AGUAYO, AN | | | | 17 | 09/26/2021 | 11 | 11/04/2021 | | CATS COMPUTER ACADEMY HIGH | AGUAYO, VK | | | | 19 | 09/26/2021 | 12 | 11/04/2021 | | CATS COMPUTER ACADEMY HIGH | ARREOLA M | | | | 18 | 12/20/2021 | 11 | 03/08/2022 | | CATS COMPUTER ACADEMY HIGH | FIGUEROA S | | | | 18 | 10/01/2021 | 12 | 11/03/2021 | | CATS COMPUTER ACADEMY HIGH | HERNANDEZ | | | | 18 | 10/20/2021 | 10 | 04/25/2022 | | CATS COMPUTER ACADEMY HIGH | LUGO CERD | | | | 20 | 08/25/2021 | 12 | 09/23/2021 | | CATS COMPUTER ACADEMY HIGH | VERDIA, LUC | | | | 18 | 09/15/2021 | 12 | 03/16/2022 | |
| Building | Student Name | Student ID | SSID | Birth Date | Age | Qualifying Move | Recovered Grade | Recovered Enrollment | Previous District | | | | | | | | | | | | | | | | | | | | | | | | | | | | | | | | | | | | | | | | | | | | | | | | | | | | | | | | | | | | | | | | | | | | | | | | |
| CATS COMPUTER ACADEMY HIGH | AGUAYO, AN | | | | 17 | 09/26/2021 | 11 | 11/04/2021 | | | | | | | | | | | | | | | | | | | | | | | | | | | | | | | | | | | | | | | | | | | | | | | | | | | | | | | | | | | | | | | | | | | | | | | | | |
| CATS COMPUTER ACADEMY HIGH | AGUAYO, VK | | | | 19 | 09/26/2021 | 12 | 11/04/2021 | | | | | | | | | | | | | | | | | | | | | | | | | | | | | | | | | | | | | | | | | | | | | | | | | | | | | | | | | | | | | | | | | | | | | | | | | |
| CATS COMPUTER ACADEMY HIGH | ARREOLA M | | | | 18 | 12/20/2021 | 11 | 03/08/2022 | | | | | | | | | | | | | | | | | | | | | | | | | | | | | | | | | | | | | | | | | | | | | | | | | | | | | | | | | | | | | | | | | | | | | | | | | |
| CATS COMPUTER ACADEMY HIGH | FIGUEROA S | | | | 18 | 10/01/2021 | 12 | 11/03/2021 | | | | | | | | | | | | | | | | | | | | | | | | | | | | | | | | | | | | | | | | | | | | | | | | | | | | | | | | | | | | | | | | | | | | | | | | | |
| CATS COMPUTER ACADEMY HIGH | HERNANDEZ | | | | 18 | 10/20/2021 | 10 | 04/25/2022 | | | | | | | | | | | | | | | | | | | | | | | | | | | | | | | | | | | | | | | | | | | | | | | | | | | | | | | | | | | | | | | | | | | | | | | | | |
| CATS COMPUTER ACADEMY HIGH | LUGO CERD | | | | 20 | 08/25/2021 | 12 | 09/23/2021 | | | | | | | | | | | | | | | | | | | | | | | | | | | | | | | | | | | | | | | | | | | | | | | | | | | | | | | | | | | | | | | | | | | | | | | | | |
| CATS COMPUTER ACADEMY HIGH | VERDIA, LUC | | | | 18 | 09/15/2021 | 12 | 03/16/2022 | | | | | | | | | | | | | | | | | | | | | | | | | | | | | | | | | | | | | | | | | | | | | | | | | | | | | | | | | | | | | | | | | | | | | | | | | |

Students Turning 3 List

This report lists students who have enrolled at two (2) years of age and should now be re-enrolled as they have turned three (3) years of age and are eligible for MEP funding purposes.

Use this report to identify migrant students who just turned 3 but have not been re-enrolled in the MSIS.

| <p>STEP 1: Select Student List tab to view Student Lists Reports</p> |  | | | | | | | | | | | | | | | | | | | | | | | | |
|--|---|--------------|------------|-------------|-------------------|-------------|-------------------|---------|--|------------|------------|------|------|--------|--|------------|------------|------|------|--|--|--|--|--|-------------------|
| <p>STEP 2: Select the criteria from the report selection screen Click "Run Report"</p> |  | | | | | | | | | | | | | | | | | | | | | | | | |
| <p>STEP 3: View Students Turning 3 List</p> |  <table border="1"> <thead> <tr> <th>Student Name</th> <th>Student ID</th> <th>Birth Date</th> <th>Enrollment</th> <th>Current Age</th> <th>Age at Enrollment</th> </tr> </thead> <tbody> <tr> <td>GARCIA,</td> <td></td> <td>12/08/2015</td> <td>09/01/2021</td> <td>3.16</td> <td>2.72</td> </tr> <tr> <td>ZAMORA</td> <td></td> <td>12/07/2015</td> <td>09/01/2021</td> <td>3.16</td> <td>2.73</td> </tr> <tr> <td colspan="5"></td> <td>District Total: 2</td> </tr> </tbody> </table> | Student Name | Student ID | Birth Date | Enrollment | Current Age | Age at Enrollment | GARCIA, | | 12/08/2015 | 09/01/2021 | 3.16 | 2.72 | ZAMORA | | 12/07/2015 | 09/01/2021 | 3.16 | 2.73 | | | | | | District Total: 2 |
| Student Name | Student ID | Birth Date | Enrollment | Current Age | Age at Enrollment | | | | | | | | | | | | | | | | | | | | |
| GARCIA, | | 12/08/2015 | 09/01/2021 | 3.16 | 2.72 | | | | | | | | | | | | | | | | | | | | |
| ZAMORA | | 12/07/2015 | 09/01/2021 | 3.16 | 2.73 | | | | | | | | | | | | | | | | | | | | |
| | | | | | District Total: 2 | | | | | | | | | | | | | | | | | | | | |

Eligibility

This Section Contains:

- COE Eligibility Certificate
- COE Generation Report
- COE Revalidation Report
- EOE Letter to Family
- Possible Missed COE Report
- Qualifying Arrival Date (QAD) Report
- Termination Report

COE Eligibility Certificate

This report generates COE images or certificates based on generation date.

Use this report if parents request documentation of a COE done on an iPad.

STEP 1:
Select **Eligibility**
tab to view
Eligibility
Reports

Migrant Student Information System

MSIS

Student Mass Health Reports Search

Health Statistical Student Lists **Eligibility** Educational

Quick-Link Menu

→ Reports: Eligibility

STEP 2:
Select the criteria
from the report
selection screen

Click
"Run Report"

COE Eligibility Certificate

COE Generation Date Range:

mm / dd / yyyy

To

mm / dd / yyyy

Recruiter:











All Recruiters

Certificate Type:

Eligibility Certificate

Run Report

STEP 3: View COE Eligibility Certificate

| Name | Type | Compressed size | Password p... | Size | Ratio | Date modified |
|--|------------------------|-----------------|---------------|--------|-------|--------------------|
|  certificatetmp132557 | Adobe Acrobat Document | 145 KB | No | 174 KB | 17% | 12/19/2013 9:50 AM |
|  certificatetmp132558 | Adobe Acrobat Document | 145 KB | No | 174 KB | 17% | 12/19/2013 9:50 AM |
|  certificateWA1287E | Adobe Acrobat Document | 145 KB | No | 175 KB | 17% | 12/19/2013 9:50 AM |
|  certificateWA1289E | Adobe Acrobat Document | 145 KB | No | 175 KB | 17% | 12/19/2013 9:50 AM |
|  certificateWA1290E | Adobe Acrobat Document | 145 KB | No | 175 KB | 17% | 12/19/2013 9:50 AM |
|  certificateWA1292E | Adobe Acrobat Document | 145 KB | No | 175 KB | 17% | 12/19/2013 9:50 AM |
|  certificateWA1296E | Adobe Acrobat Document | 145 KB | No | 175 KB | 17% | 12/19/2013 9:50 AM |
|  certificateWA1297E | Adobe Acrobat Document | 145 KB | No | 174 KB | 17% | 12/19/2013 9:50 AM |
|  certificateWA12102E | Adobe Acrobat Document | 145 KB | No | 175 KB | 17% | 12/19/2013 9:50 AM |
|  certificateWA12109E | Adobe Acrobat Document | 145 KB | No | 175 KB | 17% | 12/19/2013 9:50 AM |

WASHINGTON STATE MIGRANT EDUCATION PROGRAM

ELIGIBILITY CERTIFICATION

I certify the Mr.(s) MANUEL DE LA VEGA is a migratory agricultural/or fishery worker
as of 06/01/2021 and thus the child(ren) listed below are eligible for Migrant Education Program (MEP) services.
The Worker
QAD Date

Student Name: JACQUELINE DE LA VEGA

Student Name: MANUEL DE LA VEGA HERNANDEZ

Student Name:

Student Name:

Student Name:

☒ Eligible for the Washington State Migrant Education☒ Eligible for Washington's State free lunch program

 Eligible to receive a Health Physical Exam.

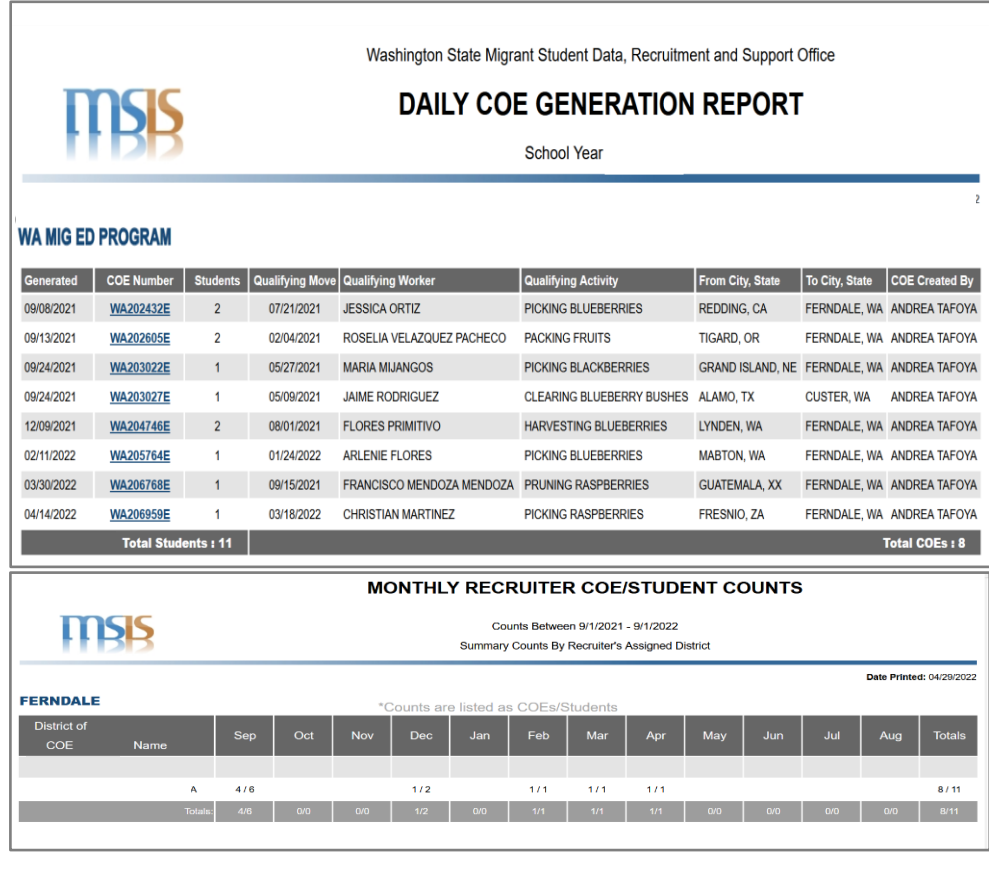
Signature of Interviewer

[illegible]

COE Generation Report

This report generates either a monthly summary of COEs completed or a daily listing of COEs completed by a recruiter.

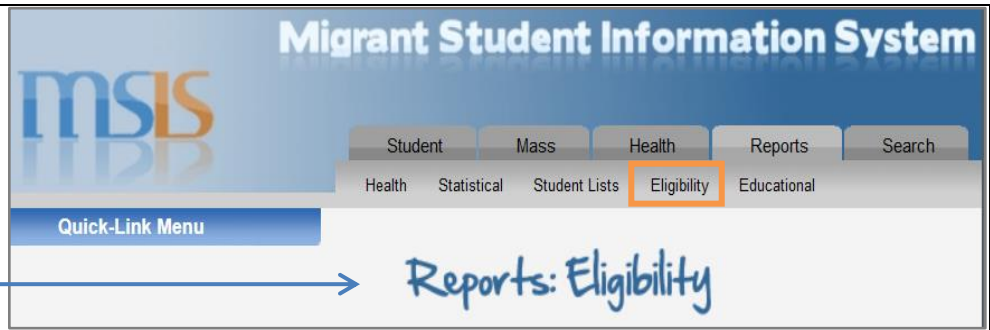
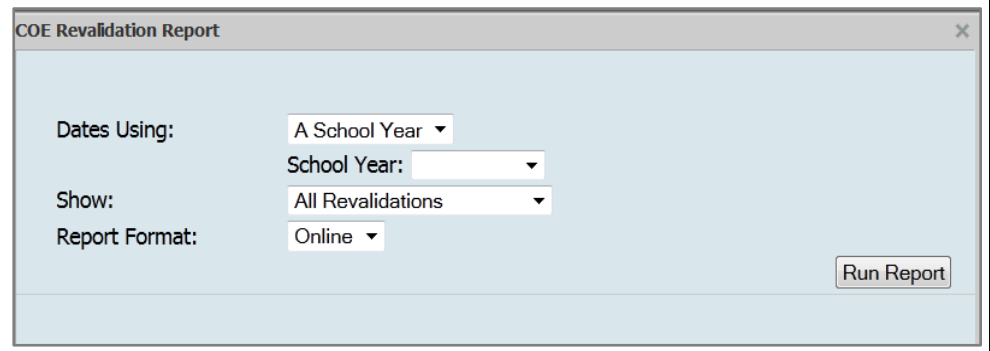
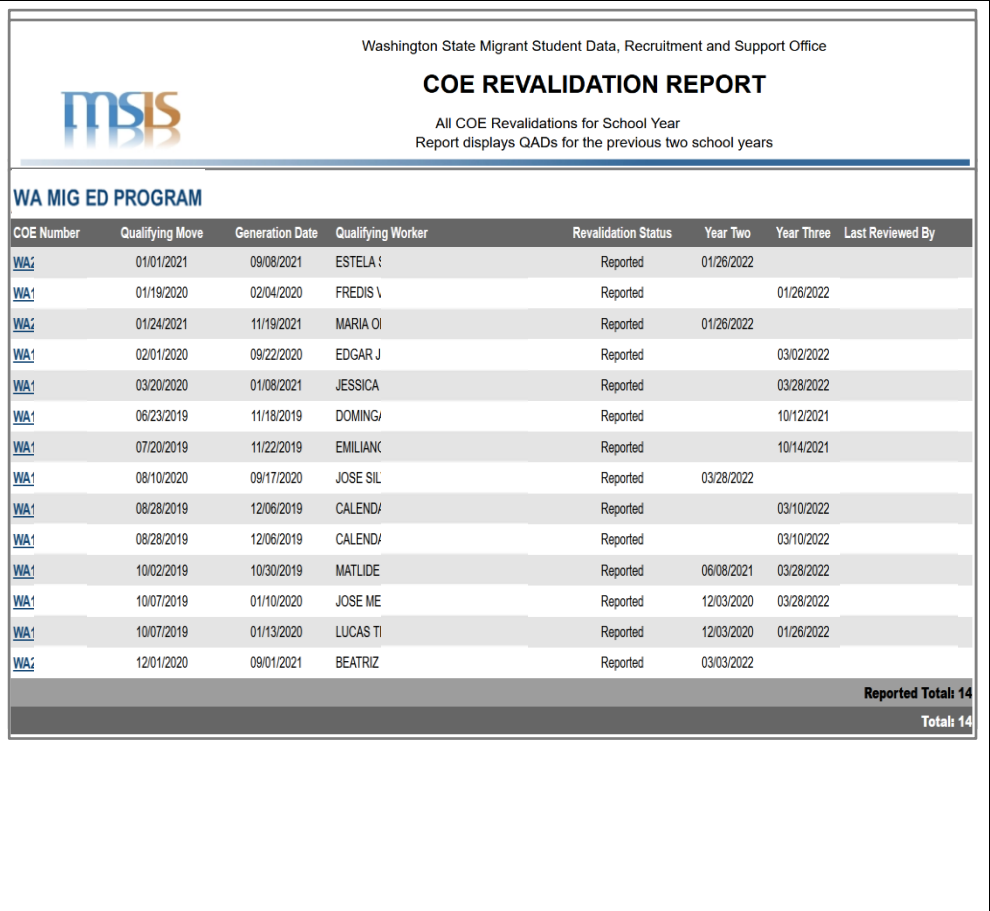
Use this report to review COE Counts and activity.

| <p>STEP 1: Select Eligibility tab to view Eligibility Reports</p> |  | | | | | | | | | | | | | | | | | | | | | | | | | | | | | | | | | | | | | | | | | | | | | | | | | | | | | | | | | | | | | | | | | | | | | | | | | | | | | | | | | | | | | | | | | | | | | | | | | | | | | | | | | | | | | | | | | | | | | | | | | | | | | | | | | | | | | | | |
|---|--|----------------|-----------------|---------------------------|---------------------------|-------------------|---------------------|------------------|----------------|----------------|------------|-----------|-----|------------|---------------|---------------------|-------------|-------------|---------------|------------|-----------|---|------------|---------------------------|----------------|------------|-------------|---------------|------------|-----------|---|------------|---------------|----------------------|------------------|-------------|---------------|------------|-----------|---|------------|-----------------|---------------------------|-----------|------------|---------------|------------|-----------|---|------------|------------------|------------------------|------------|-------------|---------------|------------|-----------|---|------------|----------------|---------------------|------------|-------------|---------------|------------|-----------|---|------------|---------------------------|---------------------|---------------|-------------|---------------|------------|-----------|---|------------|--------------------|---------------------|-------------|-------------|---------------|---------------------|--|----------------|--|--|--|--|--|--|-----------------|------|-----|-----|-----|-----|-----|-----|-----|-----|-----|-----|-----|-----|--------|---|--|-----|--|--|-----|--|-----|-----|-----|--|--|--|--|------|--------|--|-----|-----|-----|-----|-----|-----|-----|-----|-----|-----|-----|-----|------|
| <p>STEP 2: Select the criteria from the report selection screen</p> <p>Click "Run Report"</p> |  | | | | | | | | | | | | | | | | | | | | | | | | | | | | | | | | | | | | | | | | | | | | | | | | | | | | | | | | | | | | | | | | | | | | | | | | | | | | | | | | | | | | | | | | | | | | | | | | | | | | | | | | | | | | | | | | | | | | | | | | | | | | | | | | | | | | | | | |
| <p>STEP 3: View Daily COE Generation Report and below is example of Monthly Recruiter COE/Student Counts</p> |  <p>DAILY COE GENERATION REPORT</p> <p>Washington State Migrant Student Data, Recruitment and Support Office</p> <p>School Year</p> <p>WA MIG ED PROGRAM</p> <table border="1"> <thead> <tr> <th>Generated</th> <th>COE Number</th> <th>Students</th> <th>Qualifying Move</th> <th>Qualifying Worker</th> <th>Qualifying Activity</th> <th>From City, State</th> <th>To City, State</th> <th>COE Created By</th> </tr> </thead> <tbody> <tr> <td>09/08/2021</td> <td>WA202432E</td> <td>2</td> <td>07/21/2021</td> <td>JESSICA ORTIZ</td> <td>PICKING BLUEBERRIES</td> <td>REDDING, CA</td> <td>FERNDAL, WA</td> <td>ANDREA TAFOYA</td> </tr> <tr> <td>09/13/2021</td> <td>WA202605E</td> <td>2</td> <td>02/04/2021</td> <td>ROSELIA VELAZQUEZ PACHECO</td> <td>PACKING FRUITS</td> <td>TIGARD, OR</td> <td>FERNDAL, WA</td> <td>ANDREA TAFOYA</td> </tr> <tr> <td>09/24/2021</td> <td>WA203022E</td> <td>1</td> <td>05/27/2021</td> <td>MARIA MUANGOS</td> <td>PICKING BLACKBERRIES</td> <td>GRAND ISLAND, NE</td> <td>FERNDAL, WA</td> <td>ANDREA TAFOYA</td> </tr> <tr> <td>09/24/2021</td> <td>WA203027E</td> <td>1</td> <td>05/09/2021</td> <td>JAIME RODRIGUEZ</td> <td>CLEARING BLUEBERRY BUSHES</td> <td>ALAMO, TX</td> <td>CUSTER, WA</td> <td>ANDREA TAFOYA</td> </tr> <tr> <td>12/09/2021</td> <td>WA204746E</td> <td>2</td> <td>08/01/2021</td> <td>FLORES PRIMITIVO</td> <td>HARVESTING BLUEBERRIES</td> <td>LYNDEN, WA</td> <td>FERNDAL, WA</td> <td>ANDREA TAFOYA</td> </tr> <tr> <td>02/11/2022</td> <td>WA205764E</td> <td>1</td> <td>01/24/2022</td> <td>ARLENIE FLORES</td> <td>PICKING BLUEBERRIES</td> <td>MABTON, WA</td> <td>FERNDAL, WA</td> <td>ANDREA TAFOYA</td> </tr> <tr> <td>03/30/2022</td> <td>WA206768E</td> <td>1</td> <td>09/15/2021</td> <td>FRANCISCO MENDOZA MENDOZA</td> <td>PRUNING RASPBERRIES</td> <td>GUATEMALA, XX</td> <td>FERNDAL, WA</td> <td>ANDREA TAFOYA</td> </tr> <tr> <td>04/14/2022</td> <td>WA206959E</td> <td>1</td> <td>03/18/2022</td> <td>CHRISTIAN MARTINEZ</td> <td>PICKING RASPBERRIES</td> <td>FRESNIO, ZA</td> <td>FERNDAL, WA</td> <td>ANDREA TAFOYA</td> </tr> <tr> <td colspan="2">Total Students : 11</td> <td colspan="7">Total COEs : 8</td> </tr> </tbody> </table> <p>MONTHLY RECRUITER COE/STUDENT COUNTS</p> <p>Counts Between 9/1/2021 - 9/1/2022 Summary Counts By Recruiter's Assigned District</p> <p>Date Printed: 04/29/2022</p> <p>FERNDAL</p> <p>*Counts are listed as COEs/Students</p> <table border="1"> <thead> <tr> <th>District of COE</th> <th>Name</th> <th>Sep</th> <th>Oct</th> <th>Nov</th> <th>Dec</th> <th>Jan</th> <th>Feb</th> <th>Mar</th> <th>Apr</th> <th>May</th> <th>Jun</th> <th>Jul</th> <th>Aug</th> <th>Totals</th> </tr> </thead> <tbody> <tr> <td>A</td> <td></td> <td>4/6</td> <td></td> <td></td> <td>1/2</td> <td></td> <td>1/1</td> <td>1/1</td> <td>1/1</td> <td></td> <td></td> <td></td> <td></td> <td>8/11</td> </tr> <tr> <td>Totals</td> <td></td> <td>4/6</td> <td>0/0</td> <td>0/0</td> <td>1/2</td> <td>0/0</td> <td>1/1</td> <td>1/1</td> <td>1/1</td> <td>0/0</td> <td>0/0</td> <td>0/0</td> <td>0/0</td> <td>8/11</td> </tr> </tbody> </table> | Generated | COE Number | Students | Qualifying Move | Qualifying Worker | Qualifying Activity | From City, State | To City, State | COE Created By | 09/08/2021 | WA202432E | 2 | 07/21/2021 | JESSICA ORTIZ | PICKING BLUEBERRIES | REDDING, CA | FERNDAL, WA | ANDREA TAFOYA | 09/13/2021 | WA202605E | 2 | 02/04/2021 | ROSELIA VELAZQUEZ PACHECO | PACKING FRUITS | TIGARD, OR | FERNDAL, WA | ANDREA TAFOYA | 09/24/2021 | WA203022E | 1 | 05/27/2021 | MARIA MUANGOS | PICKING BLACKBERRIES | GRAND ISLAND, NE | FERNDAL, WA | ANDREA TAFOYA | 09/24/2021 | WA203027E | 1 | 05/09/2021 | JAIME RODRIGUEZ | CLEARING BLUEBERRY BUSHES | ALAMO, TX | CUSTER, WA | ANDREA TAFOYA | 12/09/2021 | WA204746E | 2 | 08/01/2021 | FLORES PRIMITIVO | HARVESTING BLUEBERRIES | LYNDEN, WA | FERNDAL, WA | ANDREA TAFOYA | 02/11/2022 | WA205764E | 1 | 01/24/2022 | ARLENIE FLORES | PICKING BLUEBERRIES | MABTON, WA | FERNDAL, WA | ANDREA TAFOYA | 03/30/2022 | WA206768E | 1 | 09/15/2021 | FRANCISCO MENDOZA MENDOZA | PRUNING RASPBERRIES | GUATEMALA, XX | FERNDAL, WA | ANDREA TAFOYA | 04/14/2022 | WA206959E | 1 | 03/18/2022 | CHRISTIAN MARTINEZ | PICKING RASPBERRIES | FRESNIO, ZA | FERNDAL, WA | ANDREA TAFOYA | Total Students : 11 | | Total COEs : 8 | | | | | | | District of COE | Name | Sep | Oct | Nov | Dec | Jan | Feb | Mar | Apr | May | Jun | Jul | Aug | Totals | A | | 4/6 | | | 1/2 | | 1/1 | 1/1 | 1/1 | | | | | 8/11 | Totals | | 4/6 | 0/0 | 0/0 | 1/2 | 0/0 | 1/1 | 1/1 | 1/1 | 0/0 | 0/0 | 0/0 | 0/0 | 8/11 |
| Generated | COE Number | Students | Qualifying Move | Qualifying Worker | Qualifying Activity | From City, State | To City, State | COE Created By | | | | | | | | | | | | | | | | | | | | | | | | | | | | | | | | | | | | | | | | | | | | | | | | | | | | | | | | | | | | | | | | | | | | | | | | | | | | | | | | | | | | | | | | | | | | | | | | | | | | | | | | | | | | | | | | | | | | | | | | | | | | | | | | |
| 09/08/2021 | WA202432E | 2 | 07/21/2021 | JESSICA ORTIZ | PICKING BLUEBERRIES | REDDING, CA | FERNDAL, WA | ANDREA TAFOYA | | | | | | | | | | | | | | | | | | | | | | | | | | | | | | | | | | | | | | | | | | | | | | | | | | | | | | | | | | | | | | | | | | | | | | | | | | | | | | | | | | | | | | | | | | | | | | | | | | | | | | | | | | | | | | | | | | | | | | | | | | | | | | | | |
| 09/13/2021 | WA202605E | 2 | 02/04/2021 | ROSELIA VELAZQUEZ PACHECO | PACKING FRUITS | TIGARD, OR | FERNDAL, WA | ANDREA TAFOYA | | | | | | | | | | | | | | | | | | | | | | | | | | | | | | | | | | | | | | | | | | | | | | | | | | | | | | | | | | | | | | | | | | | | | | | | | | | | | | | | | | | | | | | | | | | | | | | | | | | | | | | | | | | | | | | | | | | | | | | | | | | | | | | | |
| 09/24/2021 | WA203022E | 1 | 05/27/2021 | MARIA MUANGOS | PICKING BLACKBERRIES | GRAND ISLAND, NE | FERNDAL, WA | ANDREA TAFOYA | | | | | | | | | | | | | | | | | | | | | | | | | | | | | | | | | | | | | | | | | | | | | | | | | | | | | | | | | | | | | | | | | | | | | | | | | | | | | | | | | | | | | | | | | | | | | | | | | | | | | | | | | | | | | | | | | | | | | | | | | | | | | | | | |
| 09/24/2021 | WA203027E | 1 | 05/09/2021 | JAIME RODRIGUEZ | CLEARING BLUEBERRY BUSHES | ALAMO, TX | CUSTER, WA | ANDREA TAFOYA | | | | | | | | | | | | | | | | | | | | | | | | | | | | | | | | | | | | | | | | | | | | | | | | | | | | | | | | | | | | | | | | | | | | | | | | | | | | | | | | | | | | | | | | | | | | | | | | | | | | | | | | | | | | | | | | | | | | | | | | | | | | | | | | |
| 12/09/2021 | WA204746E | 2 | 08/01/2021 | FLORES PRIMITIVO | HARVESTING BLUEBERRIES | LYNDEN, WA | FERNDAL, WA | ANDREA TAFOYA | | | | | | | | | | | | | | | | | | | | | | | | | | | | | | | | | | | | | | | | | | | | | | | | | | | | | | | | | | | | | | | | | | | | | | | | | | | | | | | | | | | | | | | | | | | | | | | | | | | | | | | | | | | | | | | | | | | | | | | | | | | | | | | | |
| 02/11/2022 | WA205764E | 1 | 01/24/2022 | ARLENIE FLORES | PICKING BLUEBERRIES | MABTON, WA | FERNDAL, WA | ANDREA TAFOYA | | | | | | | | | | | | | | | | | | | | | | | | | | | | | | | | | | | | | | | | | | | | | | | | | | | | | | | | | | | | | | | | | | | | | | | | | | | | | | | | | | | | | | | | | | | | | | | | | | | | | | | | | | | | | | | | | | | | | | | | | | | | | | | | |
| 03/30/2022 | WA206768E | 1 | 09/15/2021 | FRANCISCO MENDOZA MENDOZA | PRUNING RASPBERRIES | GUATEMALA, XX | FERNDAL, WA | ANDREA TAFOYA | | | | | | | | | | | | | | | | | | | | | | | | | | | | | | | | | | | | | | | | | | | | | | | | | | | | | | | | | | | | | | | | | | | | | | | | | | | | | | | | | | | | | | | | | | | | | | | | | | | | | | | | | | | | | | | | | | | | | | | | | | | | | | | | |
| 04/14/2022 | WA206959E | 1 | 03/18/2022 | CHRISTIAN MARTINEZ | PICKING RASPBERRIES | FRESNIO, ZA | FERNDAL, WA | ANDREA TAFOYA | | | | | | | | | | | | | | | | | | | | | | | | | | | | | | | | | | | | | | | | | | | | | | | | | | | | | | | | | | | | | | | | | | | | | | | | | | | | | | | | | | | | | | | | | | | | | | | | | | | | | | | | | | | | | | | | | | | | | | | | | | | | | | | | |
| Total Students : 11 | | Total COEs : 8 | | | | | | | | | | | | | | | | | | | | | | | | | | | | | | | | | | | | | | | | | | | | | | | | | | | | | | | | | | | | | | | | | | | | | | | | | | | | | | | | | | | | | | | | | | | | | | | | | | | | | | | | | | | | | | | | | | | | | | | | | | | | | | | | | | | | | | |
| District of COE | Name | Sep | Oct | Nov | Dec | Jan | Feb | Mar | Apr | May | Jun | Jul | Aug | Totals | | | | | | | | | | | | | | | | | | | | | | | | | | | | | | | | | | | | | | | | | | | | | | | | | | | | | | | | | | | | | | | | | | | | | | | | | | | | | | | | | | | | | | | | | | | | | | | | | | | | | | | | | | | | | | | | | | | | | | | | | | |
| A | | 4/6 | | | 1/2 | | 1/1 | 1/1 | 1/1 | | | | | 8/11 | | | | | | | | | | | | | | | | | | | | | | | | | | | | | | | | | | | | | | | | | | | | | | | | | | | | | | | | | | | | | | | | | | | | | | | | | | | | | | | | | | | | | | | | | | | | | | | | | | | | | | | | | | | | | | | | | | | | | | | | | | |
| Totals | | 4/6 | 0/0 | 0/0 | 1/2 | 0/0 | 1/1 | 1/1 | 1/1 | 0/0 | 0/0 | 0/0 | 0/0 | 8/11 | | | | | | | | | | | | | | | | | | | | | | | | | | | | | | | | | | | | | | | | | | | | | | | | | | | | | | | | | | | | | | | | | | | | | | | | | | | | | | | | | | | | | | | | | | | | | | | | | | | | | | | | | | | | | | | | | | | | | | | | | | |

COE Revalidation Report

This report lists COE revalidation status as reported in the MSIS for the present school year. Status can be all revalidations, reported revalidations or unreported revalidations.

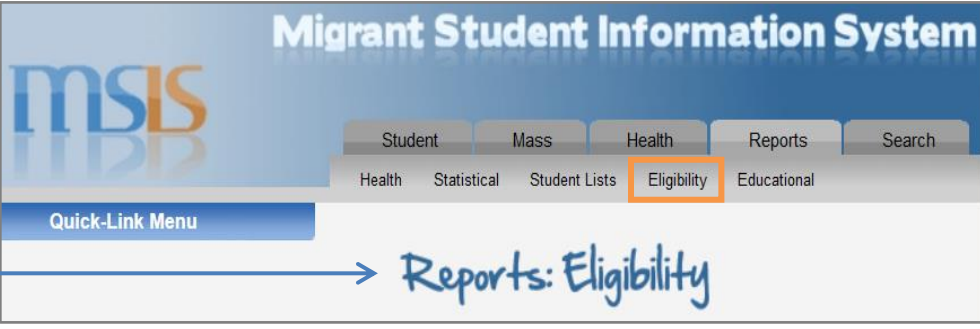
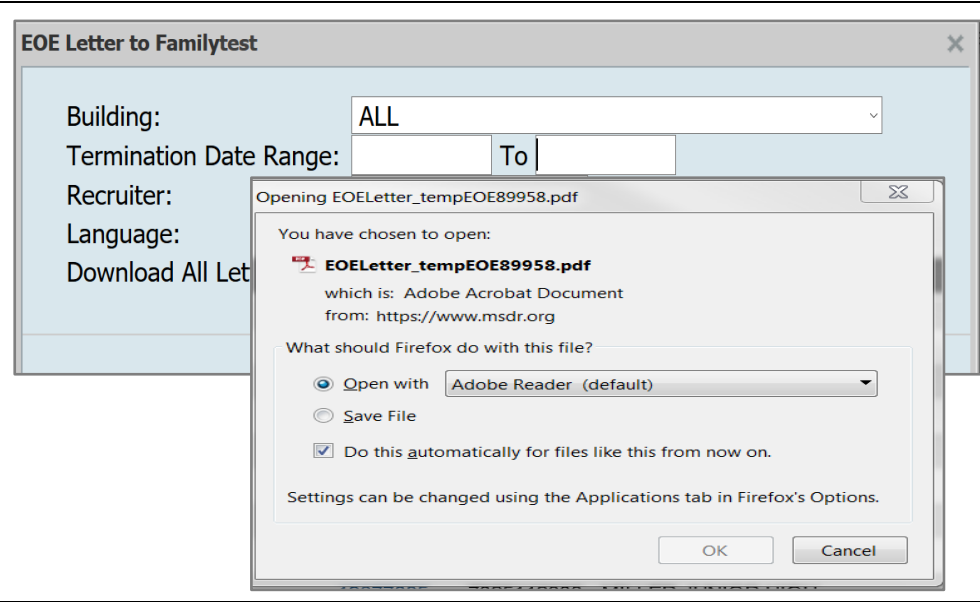
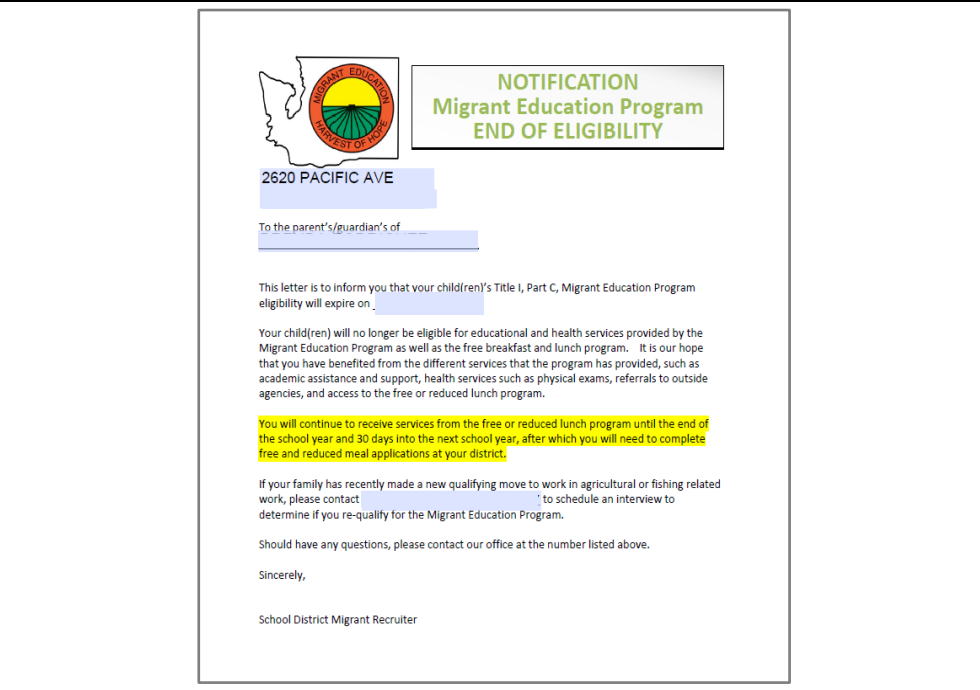
Use this report to schedule and plan your revalidation activities.

| <p>STEP 1: Select Eligibility tab to view Eligibility Reports</p> |  | | | | | | | | | | | | | | | | | | | | | | | | | | | | | | | | | | | | | | | | | | | | | | | | | | | | | | | | | | | | | | | | | | | | | | | | | | | | | | | | | | | | | | | | | | | | | | | | | | | | | | | | | | | | | | | | | | | | | | | | | | | | | | | | | | | | | | | | |
|--|--|-----------------|-------------------|---------------------|-------------------|---------------------|------------------|------------|------------------|-----|------------|------------|--------|----------|------------|--|--|-----|------------|------------|--------|----------|--|------------|--|-----|------------|------------|----------|----------|------------|--|--|-----|------------|------------|---------|----------|--|------------|--|-----|------------|------------|---------|----------|--|------------|--|-----|------------|------------|--------|----------|--|------------|--|-----|------------|------------|---------|----------|--|------------|--|-----|------------|------------|----------|----------|------------|--|--|-----|------------|------------|--------|----------|--|------------|--|-----|------------|------------|--------|----------|--|------------|--|-----|------------|------------|---------|----------|------------|------------|--|-----|------------|------------|---------|----------|------------|------------|--|-----|------------|------------|----------|----------|------------|------------|--|-----|------------|------------|---------|----------|------------|--|--|--------------------|--|--|--|--|--|--|--|-----------|--|--|--|--|--|--|--|
| <p>STEP 2: Select the criteria from the report selection screen</p> <p>Click "Run Report"</p> |  | | | | | | | | | | | | | | | | | | | | | | | | | | | | | | | | | | | | | | | | | | | | | | | | | | | | | | | | | | | | | | | | | | | | | | | | | | | | | | | | | | | | | | | | | | | | | | | | | | | | | | | | | | | | | | | | | | | | | | | | | | | | | | | | | | | | | | | | |
| <p>STEP 3: View COE Revalidation Report</p> |  <table border="1"> <thead> <tr> <th>COE Number</th> <th>Qualifying Move</th> <th>Generation Date</th> <th>Qualifying Worker</th> <th>Revalidation Status</th> <th>Year Two</th> <th>Year Three</th> <th>Last Reviewed By</th> </tr> </thead> <tbody> <tr> <td>WA1</td> <td>01/01/2021</td> <td>09/08/2021</td> <td>ESTELA</td> <td>Reported</td> <td>01/26/2022</td> <td></td> <td></td> </tr> <tr> <td>WA1</td> <td>01/19/2020</td> <td>02/04/2020</td> <td>FREDIS</td> <td>Reported</td> <td></td> <td>01/26/2022</td> <td></td> </tr> <tr> <td>WA1</td> <td>01/24/2021</td> <td>11/19/2021</td> <td>MARIA OI</td> <td>Reported</td> <td>01/26/2022</td> <td></td> <td></td> </tr> <tr> <td>WA1</td> <td>02/01/2020</td> <td>09/22/2020</td> <td>EDGAR J</td> <td>Reported</td> <td></td> <td>03/02/2022</td> <td></td> </tr> <tr> <td>WA1</td> <td>03/20/2020</td> <td>01/08/2021</td> <td>JESSICA</td> <td>Reported</td> <td></td> <td>03/28/2022</td> <td></td> </tr> <tr> <td>WA1</td> <td>06/23/2019</td> <td>11/18/2019</td> <td>DOMING</td> <td>Reported</td> <td></td> <td>10/12/2021</td> <td></td> </tr> <tr> <td>WA1</td> <td>07/20/2019</td> <td>11/22/2019</td> <td>EMILIAN</td> <td>Reported</td> <td></td> <td>10/14/2021</td> <td></td> </tr> <tr> <td>WA1</td> <td>08/10/2020</td> <td>09/17/2020</td> <td>JOSE SIL</td> <td>Reported</td> <td>03/28/2022</td> <td></td> <td></td> </tr> <tr> <td>WA1</td> <td>08/28/2019</td> <td>12/06/2019</td> <td>CALEND</td> <td>Reported</td> <td></td> <td>03/10/2022</td> <td></td> </tr> <tr> <td>WA1</td> <td>08/28/2019</td> <td>12/06/2019</td> <td>CALEND</td> <td>Reported</td> <td></td> <td>03/10/2022</td> <td></td> </tr> <tr> <td>WA1</td> <td>10/02/2019</td> <td>10/30/2019</td> <td>MATLIDE</td> <td>Reported</td> <td>06/08/2021</td> <td>03/28/2022</td> <td></td> </tr> <tr> <td>WA1</td> <td>10/07/2019</td> <td>01/10/2020</td> <td>JOSE ME</td> <td>Reported</td> <td>12/03/2020</td> <td>03/28/2022</td> <td></td> </tr> <tr> <td>WA1</td> <td>10/07/2019</td> <td>01/13/2020</td> <td>LUCAS TI</td> <td>Reported</td> <td>12/03/2020</td> <td>01/26/2022</td> <td></td> </tr> <tr> <td>WA1</td> <td>12/01/2020</td> <td>09/01/2021</td> <td>BEATRIZ</td> <td>Reported</td> <td>03/03/2022</td> <td></td> <td></td> </tr> <tr> <td colspan="7">Reported Total: 14</td><td></td></tr> <tr> <td colspan="7">Total: 14</td><td></td></tr> </tbody> </table> | COE Number | Qualifying Move | Generation Date | Qualifying Worker | Revalidation Status | Year Two | Year Three | Last Reviewed By | WA1 | 01/01/2021 | 09/08/2021 | ESTELA | Reported | 01/26/2022 | | | WA1 | 01/19/2020 | 02/04/2020 | FREDIS | Reported | | 01/26/2022 | | WA1 | 01/24/2021 | 11/19/2021 | MARIA OI | Reported | 01/26/2022 | | | WA1 | 02/01/2020 | 09/22/2020 | EDGAR J | Reported | | 03/02/2022 | | WA1 | 03/20/2020 | 01/08/2021 | JESSICA | Reported | | 03/28/2022 | | WA1 | 06/23/2019 | 11/18/2019 | DOMING | Reported | | 10/12/2021 | | WA1 | 07/20/2019 | 11/22/2019 | EMILIAN | Reported | | 10/14/2021 | | WA1 | 08/10/2020 | 09/17/2020 | JOSE SIL | Reported | 03/28/2022 | | | WA1 | 08/28/2019 | 12/06/2019 | CALEND | Reported | | 03/10/2022 | | WA1 | 08/28/2019 | 12/06/2019 | CALEND | Reported | | 03/10/2022 | | WA1 | 10/02/2019 | 10/30/2019 | MATLIDE | Reported | 06/08/2021 | 03/28/2022 | | WA1 | 10/07/2019 | 01/10/2020 | JOSE ME | Reported | 12/03/2020 | 03/28/2022 | | WA1 | 10/07/2019 | 01/13/2020 | LUCAS TI | Reported | 12/03/2020 | 01/26/2022 | | WA1 | 12/01/2020 | 09/01/2021 | BEATRIZ | Reported | 03/03/2022 | | | Reported Total: 14 | | | | | | | | Total: 14 | | | | | | | |
| COE Number | Qualifying Move | Generation Date | Qualifying Worker | Revalidation Status | Year Two | Year Three | Last Reviewed By | | | | | | | | | | | | | | | | | | | | | | | | | | | | | | | | | | | | | | | | | | | | | | | | | | | | | | | | | | | | | | | | | | | | | | | | | | | | | | | | | | | | | | | | | | | | | | | | | | | | | | | | | | | | | | | | | | | | | | | | | | | | | | | | | | |
| WA1 | 01/01/2021 | 09/08/2021 | ESTELA | Reported | 01/26/2022 | | | | | | | | | | | | | | | | | | | | | | | | | | | | | | | | | | | | | | | | | | | | | | | | | | | | | | | | | | | | | | | | | | | | | | | | | | | | | | | | | | | | | | | | | | | | | | | | | | | | | | | | | | | | | | | | | | | | | | | | | | | | | | | | | | | | |
| WA1 | 01/19/2020 | 02/04/2020 | FREDIS | Reported | | 01/26/2022 | | | | | | | | | | | | | | | | | | | | | | | | | | | | | | | | | | | | | | | | | | | | | | | | | | | | | | | | | | | | | | | | | | | | | | | | | | | | | | | | | | | | | | | | | | | | | | | | | | | | | | | | | | | | | | | | | | | | | | | | | | | | | | | | | | | |
| WA1 | 01/24/2021 | 11/19/2021 | MARIA OI | Reported | 01/26/2022 | | | | | | | | | | | | | | | | | | | | | | | | | | | | | | | | | | | | | | | | | | | | | | | | | | | | | | | | | | | | | | | | | | | | | | | | | | | | | | | | | | | | | | | | | | | | | | | | | | | | | | | | | | | | | | | | | | | | | | | | | | | | | | | | | | | | |
| WA1 | 02/01/2020 | 09/22/2020 | EDGAR J | Reported | | 03/02/2022 | | | | | | | | | | | | | | | | | | | | | | | | | | | | | | | | | | | | | | | | | | | | | | | | | | | | | | | | | | | | | | | | | | | | | | | | | | | | | | | | | | | | | | | | | | | | | | | | | | | | | | | | | | | | | | | | | | | | | | | | | | | | | | | | | | | |
| WA1 | 03/20/2020 | 01/08/2021 | JESSICA | Reported | | 03/28/2022 | | | | | | | | | | | | | | | | | | | | | | | | | | | | | | | | | | | | | | | | | | | | | | | | | | | | | | | | | | | | | | | | | | | | | | | | | | | | | | | | | | | | | | | | | | | | | | | | | | | | | | | | | | | | | | | | | | | | | | | | | | | | | | | | | | | |
| WA1 | 06/23/2019 | 11/18/2019 | DOMING | Reported | | 10/12/2021 | | | | | | | | | | | | | | | | | | | | | | | | | | | | | | | | | | | | | | | | | | | | | | | | | | | | | | | | | | | | | | | | | | | | | | | | | | | | | | | | | | | | | | | | | | | | | | | | | | | | | | | | | | | | | | | | | | | | | | | | | | | | | | | | | | | |
| WA1 | 07/20/2019 | 11/22/2019 | EMILIAN | Reported | | 10/14/2021 | | | | | | | | | | | | | | | | | | | | | | | | | | | | | | | | | | | | | | | | | | | | | | | | | | | | | | | | | | | | | | | | | | | | | | | | | | | | | | | | | | | | | | | | | | | | | | | | | | | | | | | | | | | | | | | | | | | | | | | | | | | | | | | | | | | |
| WA1 | 08/10/2020 | 09/17/2020 | JOSE SIL | Reported | 03/28/2022 | | | | | | | | | | | | | | | | | | | | | | | | | | | | | | | | | | | | | | | | | | | | | | | | | | | | | | | | | | | | | | | | | | | | | | | | | | | | | | | | | | | | | | | | | | | | | | | | | | | | | | | | | | | | | | | | | | | | | | | | | | | | | | | | | | | | |
| WA1 | 08/28/2019 | 12/06/2019 | CALEND | Reported | | 03/10/2022 | | | | | | | | | | | | | | | | | | | | | | | | | | | | | | | | | | | | | | | | | | | | | | | | | | | | | | | | | | | | | | | | | | | | | | | | | | | | | | | | | | | | | | | | | | | | | | | | | | | | | | | | | | | | | | | | | | | | | | | | | | | | | | | | | | | |
| WA1 | 08/28/2019 | 12/06/2019 | CALEND | Reported | | 03/10/2022 | | | | | | | | | | | | | | | | | | | | | | | | | | | | | | | | | | | | | | | | | | | | | | | | | | | | | | | | | | | | | | | | | | | | | | | | | | | | | | | | | | | | | | | | | | | | | | | | | | | | | | | | | | | | | | | | | | | | | | | | | | | | | | | | | | | |
| WA1 | 10/02/2019 | 10/30/2019 | MATLIDE | Reported | 06/08/2021 | 03/28/2022 | | | | | | | | | | | | | | | | | | | | | | | | | | | | | | | | | | | | | | | | | | | | | | | | | | | | | | | | | | | | | | | | | | | | | | | | | | | | | | | | | | | | | | | | | | | | | | | | | | | | | | | | | | | | | | | | | | | | | | | | | | | | | | | | | | | |
| WA1 | 10/07/2019 | 01/10/2020 | JOSE ME | Reported | 12/03/2020 | 03/28/2022 | | | | | | | | | | | | | | | | | | | | | | | | | | | | | | | | | | | | | | | | | | | | | | | | | | | | | | | | | | | | | | | | | | | | | | | | | | | | | | | | | | | | | | | | | | | | | | | | | | | | | | | | | | | | | | | | | | | | | | | | | | | | | | | | | | | |
| WA1 | 10/07/2019 | 01/13/2020 | LUCAS TI | Reported | 12/03/2020 | 01/26/2022 | | | | | | | | | | | | | | | | | | | | | | | | | | | | | | | | | | | | | | | | | | | | | | | | | | | | | | | | | | | | | | | | | | | | | | | | | | | | | | | | | | | | | | | | | | | | | | | | | | | | | | | | | | | | | | | | | | | | | | | | | | | | | | | | | | | |
| WA1 | 12/01/2020 | 09/01/2021 | BEATRIZ | Reported | 03/03/2022 | | | | | | | | | | | | | | | | | | | | | | | | | | | | | | | | | | | | | | | | | | | | | | | | | | | | | | | | | | | | | | | | | | | | | | | | | | | | | | | | | | | | | | | | | | | | | | | | | | | | | | | | | | | | | | | | | | | | | | | | | | | | | | | | | | | | |
| Reported Total: 14 | | | | | | | | | | | | | | | | | | | | | | | | | | | | | | | | | | | | | | | | | | | | | | | | | | | | | | | | | | | | | | | | | | | | | | | | | | | | | | | | | | | | | | | | | | | | | | | | | | | | | | | | | | | | | | | | | | | | | | | | | | | | | | | | | | | | | | | | | |
| Total: 14 | | | | | | | | | | | | | | | | | | | | | | | | | | | | | | | | | | | | | | | | | | | | | | | | | | | | | | | | | | | | | | | | | | | | | | | | | | | | | | | | | | | | | | | | | | | | | | | | | | | | | | | | | | | | | | | | | | | | | | | | | | | | | | | | | | | | | | | | | |

EOE Letter to Family

This report displays all COEs that are set to expire within the given date range and generates a letter based on the selection criteria.

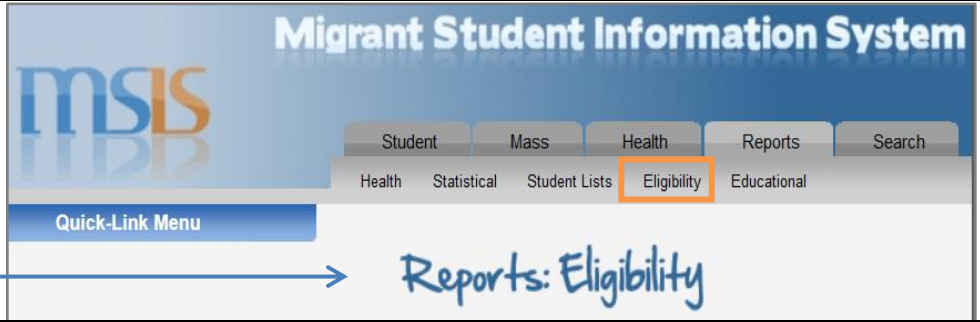
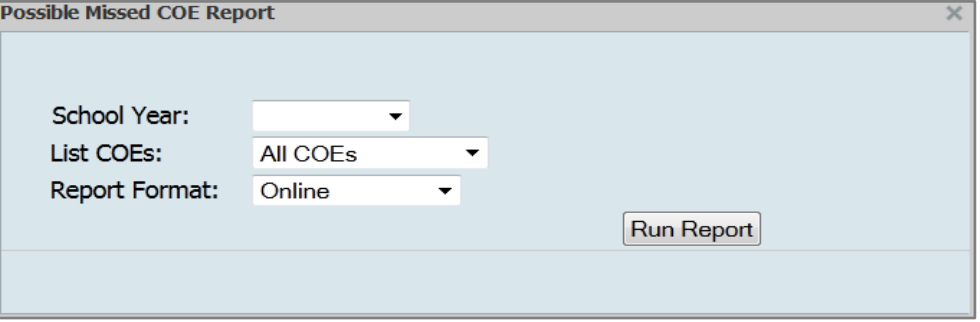
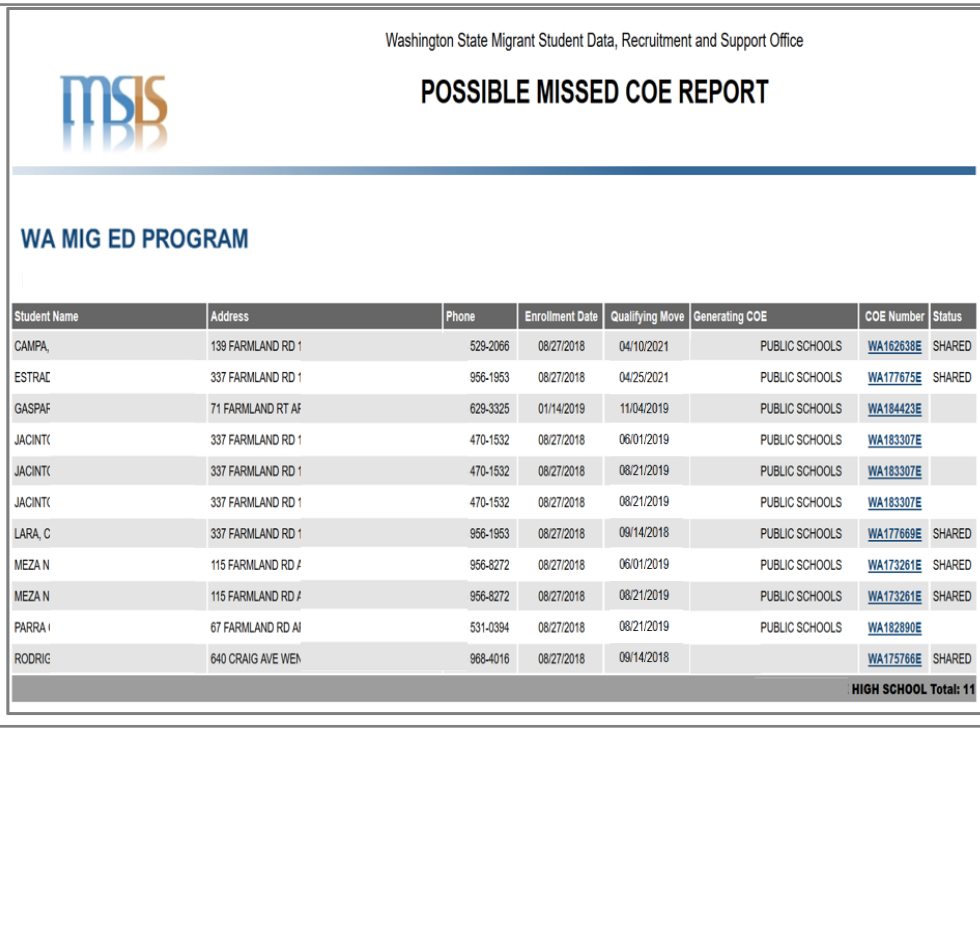
Use this report to inform families of their migrant status.

| | |
|--|--|
| <p>STEP 1: Select Eligibility tab to view Eligibility Reports</p> |  |
| <p>STEP 2: Select the criteria from the report selection screen</p> <p>Click "Run Report"</p> <p>a second screen will display, select "Open with"</p> <p>Click "OK"</p> |  |
| <p>STEP 3: View EOE Letter to Family</p> |  |

Possible Missed COE Report

This report lists students currently enrolled in your school district who do not have a COE completed by your school district as reported in the MSIS.

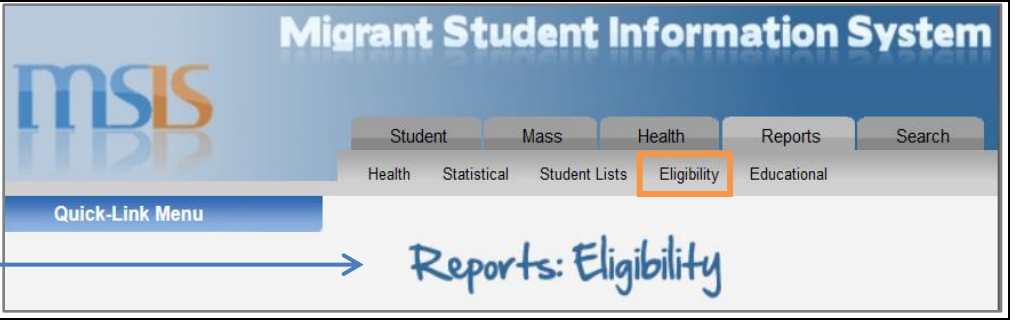
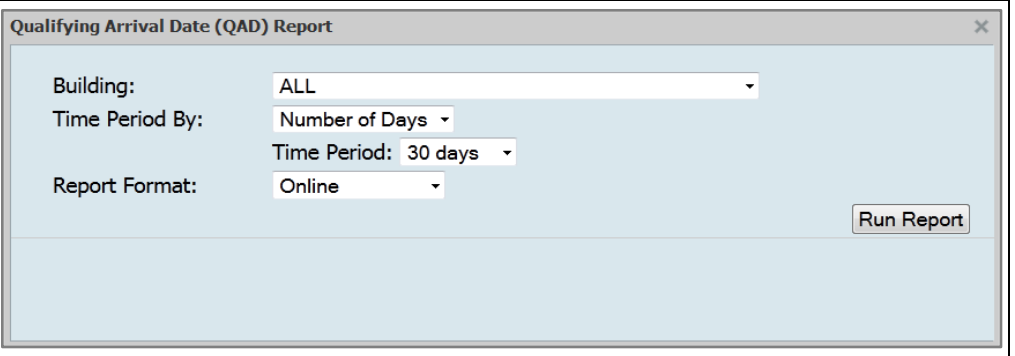
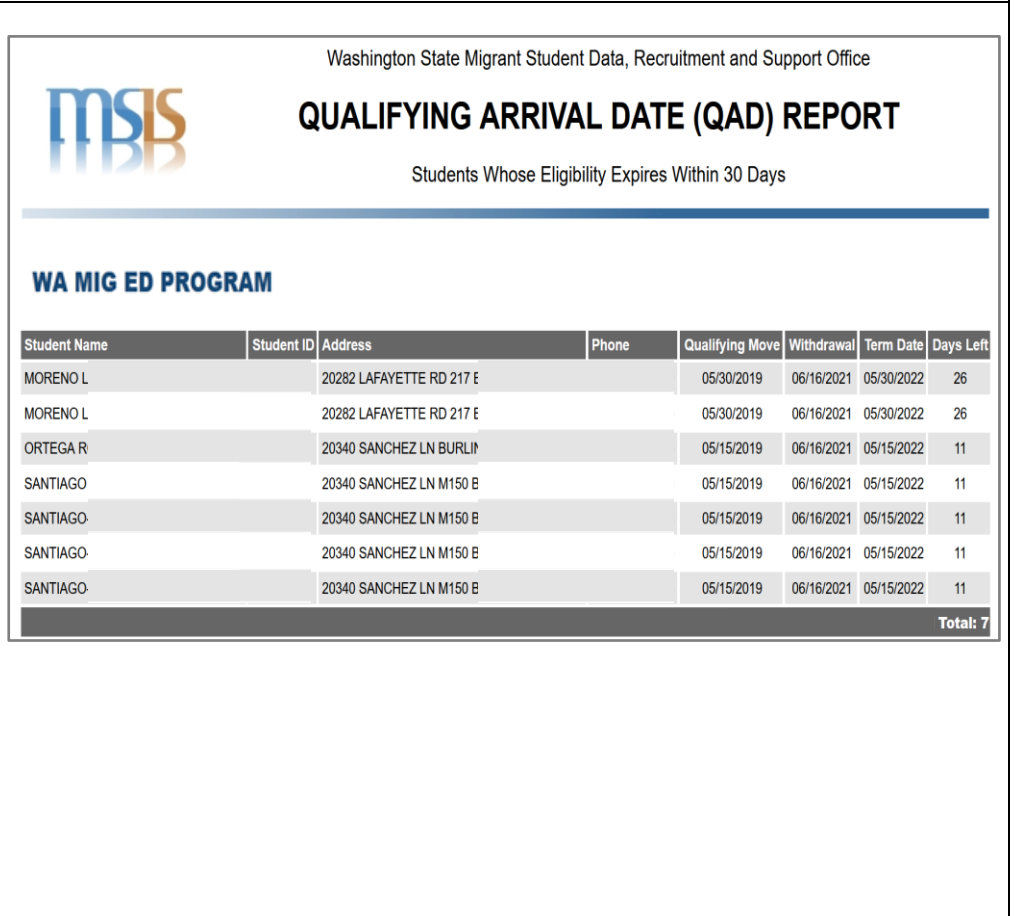
Use this report to identify students whose family may have a new move into your district.

| <p>STEP 1: Select Eligibility tab to view Eligibility Reports</p> |  | | | | | | | | | | | | | | | | | | | | | | | | | | | | | | | | | | | | | | | | | | | | | | | | | | | | | | | | | | | | | | | | | | | | | | | | | | | | | | | | | | | | | | | | | | | | | | | | |
|---|--|--------------|-----------------|-----------------|-----------------|---------------------------|----------------|------------|--------|--------|-------------------|----------|------------|------------|----------------|---------------------------|--------|--------|-------------------|----------|------------|------------|----------------|---------------------------|--------|--------|-------------------|----------|------------|------------|----------------|---------------------------|--|---------|-------------------|----------|------------|------------|----------------|---------------------------|--|---------|-------------------|----------|------------|------------|----------------|---------------------------|--|---------|-------------------|----------|------------|------------|----------------|---------------------------|--|---------|-------------------|----------|------------|------------|----------------|---------------------------|--------|--------|-------------------|----------|------------|------------|----------------|---------------------------|--------|--------|-------------------|----------|------------|------------|----------------|---------------------------|--------|---------|-------------------|----------|------------|------------|----------------|---------------------------|--|--------|-------------------|----------|------------|------------|--|---------------------------|--------|
| <p>STEP 2: Select the criteria from the report selection screen Click "Run Report"</p> |  | | | | | | | | | | | | | | | | | | | | | | | | | | | | | | | | | | | | | | | | | | | | | | | | | | | | | | | | | | | | | | | | | | | | | | | | | | | | | | | | | | | | | | | | | | | | | | | | |
| <p>STEP 3: View Possible Missed COE Report</p> |  <table border="1"> <thead> <tr> <th>Student Name</th><th>Address</th><th>Phone</th><th>Enrollment Date</th><th>Qualifying Move</th><th>Generating COE</th><th>COE Number</th><th>Status</th></tr> </thead> <tbody> <tr> <td>CAMPA,</td><td>139 FARMLAND RD 1</td><td>529-2066</td><td>08/27/2018</td><td>04/10/2021</td><td>PUBLIC SCHOOLS</td><td>WA162638E</td><td>SHARED</td></tr> <tr> <td>ESTRAE</td><td>337 FARMLAND RD 1</td><td>956-1953</td><td>08/27/2018</td><td>04/25/2021</td><td>PUBLIC SCHOOLS</td><td>WA177675E</td><td>SHARED</td></tr> <tr> <td>GASPAF</td><td>71 FARMLAND RT AF</td><td>629-3325</td><td>01/14/2019</td><td>11/04/2019</td><td>PUBLIC SCHOOLS</td><td>WA184423E</td><td></td></tr> <tr> <td>JACINTC</td><td>337 FARMLAND RD 1</td><td>470-1532</td><td>08/27/2018</td><td>06/01/2019</td><td>PUBLIC SCHOOLS</td><td>WA183307E</td><td></td></tr> <tr> <td>JACINTC</td><td>337 FARMLAND RD 1</td><td>470-1532</td><td>08/27/2018</td><td>08/21/2019</td><td>PUBLIC SCHOOLS</td><td>WA183307E</td><td></td></tr> <tr> <td>JACINTC</td><td>337 FARMLAND RD 1</td><td>470-1532</td><td>08/27/2018</td><td>08/21/2019</td><td>PUBLIC SCHOOLS</td><td>WA183307E</td><td></td></tr> <tr> <td>LARA, C</td><td>337 FARMLAND RD 1</td><td>956-1953</td><td>08/27/2018</td><td>09/14/2018</td><td>PUBLIC SCHOOLS</td><td>WA177669E</td><td>SHARED</td></tr> <tr> <td>MEZA N</td><td>115 FARMLAND RD 1</td><td>956-8272</td><td>08/27/2018</td><td>06/01/2019</td><td>PUBLIC SCHOOLS</td><td>WA173261E</td><td>SHARED</td></tr> <tr> <td>MEZA N</td><td>115 FARMLAND RD 1</td><td>956-8272</td><td>08/27/2018</td><td>08/21/2019</td><td>PUBLIC SCHOOLS</td><td>WA173261E</td><td>SHARED</td></tr> <tr> <td>PARRA I</td><td>67 FARMLAND RD AI</td><td>531-0394</td><td>08/27/2018</td><td>08/21/2019</td><td>PUBLIC SCHOOLS</td><td>WA182890E</td><td></td></tr> <tr> <td>RODRIG</td><td>640 CRAIG AVE WEN</td><td>968-4016</td><td>08/27/2018</td><td>09/14/2018</td><td></td><td>WA175766E</td><td>SHARED</td></tr> </tbody> </table> <p style="text-align: right;">HIGH SCHOOL Total: 11</p> | Student Name | Address | Phone | Enrollment Date | Qualifying Move | Generating COE | COE Number | Status | CAMPA, | 139 FARMLAND RD 1 | 529-2066 | 08/27/2018 | 04/10/2021 | PUBLIC SCHOOLS | WA162638E | SHARED | ESTRAE | 337 FARMLAND RD 1 | 956-1953 | 08/27/2018 | 04/25/2021 | PUBLIC SCHOOLS | WA177675E | SHARED | GASPAF | 71 FARMLAND RT AF | 629-3325 | 01/14/2019 | 11/04/2019 | PUBLIC SCHOOLS | WA184423E | | JACINTC | 337 FARMLAND RD 1 | 470-1532 | 08/27/2018 | 06/01/2019 | PUBLIC SCHOOLS | WA183307E | | JACINTC | 337 FARMLAND RD 1 | 470-1532 | 08/27/2018 | 08/21/2019 | PUBLIC SCHOOLS | WA183307E | | JACINTC | 337 FARMLAND RD 1 | 470-1532 | 08/27/2018 | 08/21/2019 | PUBLIC SCHOOLS | WA183307E | | LARA, C | 337 FARMLAND RD 1 | 956-1953 | 08/27/2018 | 09/14/2018 | PUBLIC SCHOOLS | WA177669E | SHARED | MEZA N | 115 FARMLAND RD 1 | 956-8272 | 08/27/2018 | 06/01/2019 | PUBLIC SCHOOLS | WA173261E | SHARED | MEZA N | 115 FARMLAND RD 1 | 956-8272 | 08/27/2018 | 08/21/2019 | PUBLIC SCHOOLS | WA173261E | SHARED | PARRA I | 67 FARMLAND RD AI | 531-0394 | 08/27/2018 | 08/21/2019 | PUBLIC SCHOOLS | WA182890E | | RODRIG | 640 CRAIG AVE WEN | 968-4016 | 08/27/2018 | 09/14/2018 | | WA175766E | SHARED |
| Student Name | Address | Phone | Enrollment Date | Qualifying Move | Generating COE | COE Number | Status | | | | | | | | | | | | | | | | | | | | | | | | | | | | | | | | | | | | | | | | | | | | | | | | | | | | | | | | | | | | | | | | | | | | | | | | | | | | | | | | | | | | | | | | | | |
| CAMPA, | 139 FARMLAND RD 1 | 529-2066 | 08/27/2018 | 04/10/2021 | PUBLIC SCHOOLS | WA162638E | SHARED | | | | | | | | | | | | | | | | | | | | | | | | | | | | | | | | | | | | | | | | | | | | | | | | | | | | | | | | | | | | | | | | | | | | | | | | | | | | | | | | | | | | | | | | | | |
| ESTRAE | 337 FARMLAND RD 1 | 956-1953 | 08/27/2018 | 04/25/2021 | PUBLIC SCHOOLS | WA177675E | SHARED | | | | | | | | | | | | | | | | | | | | | | | | | | | | | | | | | | | | | | | | | | | | | | | | | | | | | | | | | | | | | | | | | | | | | | | | | | | | | | | | | | | | | | | | | | |
| GASPAF | 71 FARMLAND RT AF | 629-3325 | 01/14/2019 | 11/04/2019 | PUBLIC SCHOOLS | WA184423E | | | | | | | | | | | | | | | | | | | | | | | | | | | | | | | | | | | | | | | | | | | | | | | | | | | | | | | | | | | | | | | | | | | | | | | | | | | | | | | | | | | | | | | | | | | |
| JACINTC | 337 FARMLAND RD 1 | 470-1532 | 08/27/2018 | 06/01/2019 | PUBLIC SCHOOLS | WA183307E | | | | | | | | | | | | | | | | | | | | | | | | | | | | | | | | | | | | | | | | | | | | | | | | | | | | | | | | | | | | | | | | | | | | | | | | | | | | | | | | | | | | | | | | | | | |
| JACINTC | 337 FARMLAND RD 1 | 470-1532 | 08/27/2018 | 08/21/2019 | PUBLIC SCHOOLS | WA183307E | | | | | | | | | | | | | | | | | | | | | | | | | | | | | | | | | | | | | | | | | | | | | | | | | | | | | | | | | | | | | | | | | | | | | | | | | | | | | | | | | | | | | | | | | | | |
| JACINTC | 337 FARMLAND RD 1 | 470-1532 | 08/27/2018 | 08/21/2019 | PUBLIC SCHOOLS | WA183307E | | | | | | | | | | | | | | | | | | | | | | | | | | | | | | | | | | | | | | | | | | | | | | | | | | | | | | | | | | | | | | | | | | | | | | | | | | | | | | | | | | | | | | | | | | | |
| LARA, C | 337 FARMLAND RD 1 | 956-1953 | 08/27/2018 | 09/14/2018 | PUBLIC SCHOOLS | WA177669E | SHARED | | | | | | | | | | | | | | | | | | | | | | | | | | | | | | | | | | | | | | | | | | | | | | | | | | | | | | | | | | | | | | | | | | | | | | | | | | | | | | | | | | | | | | | | | | |
| MEZA N | 115 FARMLAND RD 1 | 956-8272 | 08/27/2018 | 06/01/2019 | PUBLIC SCHOOLS | WA173261E | SHARED | | | | | | | | | | | | | | | | | | | | | | | | | | | | | | | | | | | | | | | | | | | | | | | | | | | | | | | | | | | | | | | | | | | | | | | | | | | | | | | | | | | | | | | | | | |
| MEZA N | 115 FARMLAND RD 1 | 956-8272 | 08/27/2018 | 08/21/2019 | PUBLIC SCHOOLS | WA173261E | SHARED | | | | | | | | | | | | | | | | | | | | | | | | | | | | | | | | | | | | | | | | | | | | | | | | | | | | | | | | | | | | | | | | | | | | | | | | | | | | | | | | | | | | | | | | | | |
| PARRA I | 67 FARMLAND RD AI | 531-0394 | 08/27/2018 | 08/21/2019 | PUBLIC SCHOOLS | WA182890E | | | | | | | | | | | | | | | | | | | | | | | | | | | | | | | | | | | | | | | | | | | | | | | | | | | | | | | | | | | | | | | | | | | | | | | | | | | | | | | | | | | | | | | | | | | |
| RODRIG | 640 CRAIG AVE WEN | 968-4016 | 08/27/2018 | 09/14/2018 | | WA175766E | SHARED | | | | | | | | | | | | | | | | | | | | | | | | | | | | | | | | | | | | | | | | | | | | | | | | | | | | | | | | | | | | | | | | | | | | | | | | | | | | | | | | | | | | | | | | | | |

Qualifying Arrival Date (QAD) Report

This report lists students whose qualifying arrival date (QAD) will expire within 30, 60, 90 or 120 days.

Use this report to plan your ID&R visits to families before their eligibility expires.

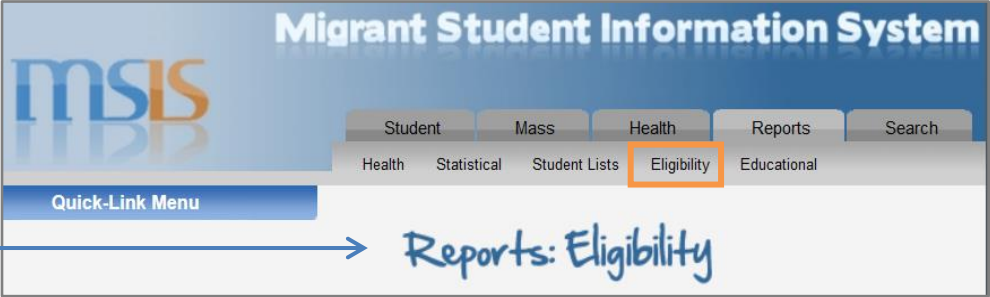
| <p>STEP 1: Select Eligibility tab to view Eligibility Reports</p> |  | | | | | | | | | | | | | | | | | | | | | | | | | | | | | | | | | | | | | | | | | | | | | | | | | | | | | | | | | | | | | | | | | | | | | | | | |
|--|--|--------------------------|------------|-----------------|------------|-----------------|------------|-----------|-----------|----------|--|--------------------------|--|------------|------------|------------|----|----------|--|--------------------------|--|------------|------------|------------|----|----------|--|-------------------------|--|------------|------------|------------|----|----------|--|-------------------------|--|------------|------------|------------|----|----------|--|-------------------------|--|------------|------------|------------|----|----------|--|-------------------------|--|------------|------------|------------|----|----------|--|-------------------------|--|------------|------------|------------|----|-----------------|--|--|--|--|--|--|--|
| <p>STEP 2: Select the criteria from the report selection screen Click "Run Report"</p> |  | | | | | | | | | | | | | | | | | | | | | | | | | | | | | | | | | | | | | | | | | | | | | | | | | | | | | | | | | | | | | | | | | | | | | | | | |
| <p>STEP 3: View Qualifying Arrival Date (QAD) Report</p> |  <table border="1"> <thead> <tr> <th>Student Name</th> <th>Student ID</th> <th>Address</th> <th>Phone</th> <th>Qualifying Move</th> <th>Withdrawal</th> <th>Term Date</th> <th>Days Left</th> </tr> </thead> <tbody> <tr> <td>MORENO L</td> <td></td> <td>20282 LAFAYETTE RD 217 E</td> <td></td> <td>05/30/2019</td> <td>06/16/2021</td> <td>05/30/2022</td> <td>26</td> </tr> <tr> <td>MORENO L</td> <td></td> <td>20282 LAFAYETTE RD 217 E</td> <td></td> <td>05/30/2019</td> <td>06/16/2021</td> <td>05/30/2022</td> <td>26</td> </tr> <tr> <td>ORTEGA R</td> <td></td> <td>20340 SANCHEZ LN BURLIN</td> <td></td> <td>05/15/2019</td> <td>06/16/2021</td> <td>05/15/2022</td> <td>11</td> </tr> <tr> <td>SANTIAGO</td> <td></td> <td>20340 SANCHEZ LN M150 E</td> <td></td> <td>05/15/2019</td> <td>06/16/2021</td> <td>05/15/2022</td> <td>11</td> </tr> <tr> <td>SANTIAGO</td> <td></td> <td>20340 SANCHEZ LN M150 E</td> <td></td> <td>05/15/2019</td> <td>06/16/2021</td> <td>05/15/2022</td> <td>11</td> </tr> <tr> <td>SANTIAGO</td> <td></td> <td>20340 SANCHEZ LN M150 E</td> <td></td> <td>05/15/2019</td> <td>06/16/2021</td> <td>05/15/2022</td> <td>11</td> </tr> <tr> <td>SANTIAGO</td> <td></td> <td>20340 SANCHEZ LN M150 E</td> <td></td> <td>05/15/2019</td> <td>06/16/2021</td> <td>05/15/2022</td> <td>11</td> </tr> <tr> <td colspan="7">Total: 7</td> <td></td> </tr> </tbody> </table> | Student Name | Student ID | Address | Phone | Qualifying Move | Withdrawal | Term Date | Days Left | MORENO L | | 20282 LAFAYETTE RD 217 E | | 05/30/2019 | 06/16/2021 | 05/30/2022 | 26 | MORENO L | | 20282 LAFAYETTE RD 217 E | | 05/30/2019 | 06/16/2021 | 05/30/2022 | 26 | ORTEGA R | | 20340 SANCHEZ LN BURLIN | | 05/15/2019 | 06/16/2021 | 05/15/2022 | 11 | SANTIAGO | | 20340 SANCHEZ LN M150 E | | 05/15/2019 | 06/16/2021 | 05/15/2022 | 11 | SANTIAGO | | 20340 SANCHEZ LN M150 E | | 05/15/2019 | 06/16/2021 | 05/15/2022 | 11 | SANTIAGO | | 20340 SANCHEZ LN M150 E | | 05/15/2019 | 06/16/2021 | 05/15/2022 | 11 | SANTIAGO | | 20340 SANCHEZ LN M150 E | | 05/15/2019 | 06/16/2021 | 05/15/2022 | 11 | Total: 7 | | | | | | | |
| Student Name | Student ID | Address | Phone | Qualifying Move | Withdrawal | Term Date | Days Left | | | | | | | | | | | | | | | | | | | | | | | | | | | | | | | | | | | | | | | | | | | | | | | | | | | | | | | | | | | | | | | | | | |
| MORENO L | | 20282 LAFAYETTE RD 217 E | | 05/30/2019 | 06/16/2021 | 05/30/2022 | 26 | | | | | | | | | | | | | | | | | | | | | | | | | | | | | | | | | | | | | | | | | | | | | | | | | | | | | | | | | | | | | | | | | | |
| MORENO L | | 20282 LAFAYETTE RD 217 E | | 05/30/2019 | 06/16/2021 | 05/30/2022 | 26 | | | | | | | | | | | | | | | | | | | | | | | | | | | | | | | | | | | | | | | | | | | | | | | | | | | | | | | | | | | | | | | | | | |
| ORTEGA R | | 20340 SANCHEZ LN BURLIN | | 05/15/2019 | 06/16/2021 | 05/15/2022 | 11 | | | | | | | | | | | | | | | | | | | | | | | | | | | | | | | | | | | | | | | | | | | | | | | | | | | | | | | | | | | | | | | | | | |
| SANTIAGO | | 20340 SANCHEZ LN M150 E | | 05/15/2019 | 06/16/2021 | 05/15/2022 | 11 | | | | | | | | | | | | | | | | | | | | | | | | | | | | | | | | | | | | | | | | | | | | | | | | | | | | | | | | | | | | | | | | | | |
| SANTIAGO | | 20340 SANCHEZ LN M150 E | | 05/15/2019 | 06/16/2021 | 05/15/2022 | 11 | | | | | | | | | | | | | | | | | | | | | | | | | | | | | | | | | | | | | | | | | | | | | | | | | | | | | | | | | | | | | | | | | | |
| SANTIAGO | | 20340 SANCHEZ LN M150 E | | 05/15/2019 | 06/16/2021 | 05/15/2022 | 11 | | | | | | | | | | | | | | | | | | | | | | | | | | | | | | | | | | | | | | | | | | | | | | | | | | | | | | | | | | | | | | | | | | |
| SANTIAGO | | 20340 SANCHEZ LN M150 E | | 05/15/2019 | 06/16/2021 | 05/15/2022 | 11 | | | | | | | | | | | | | | | | | | | | | | | | | | | | | | | | | | | | | | | | | | | | | | | | | | | | | | | | | | | | | | | | | | |
| Total: 7 | | | | | | | | | | | | | | | | | | | | | | | | | | | | | | | | | | | | | | | | | | | | | | | | | | | | | | | | | | | | | | | | | | | | | | | | | |

Termination Report

This report lists students who have been terminated from the MSIS. Termination reasons are graduated, GED, deceased, end of eligibility, or other.

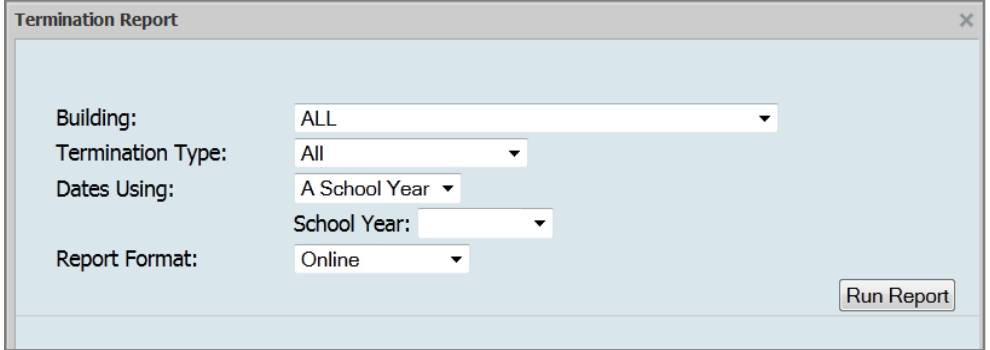
Use this report to identify students who are no longer eligible for the migrant program.

STEP 1:
Select **Eligibility** tab to view Eligibility Reports

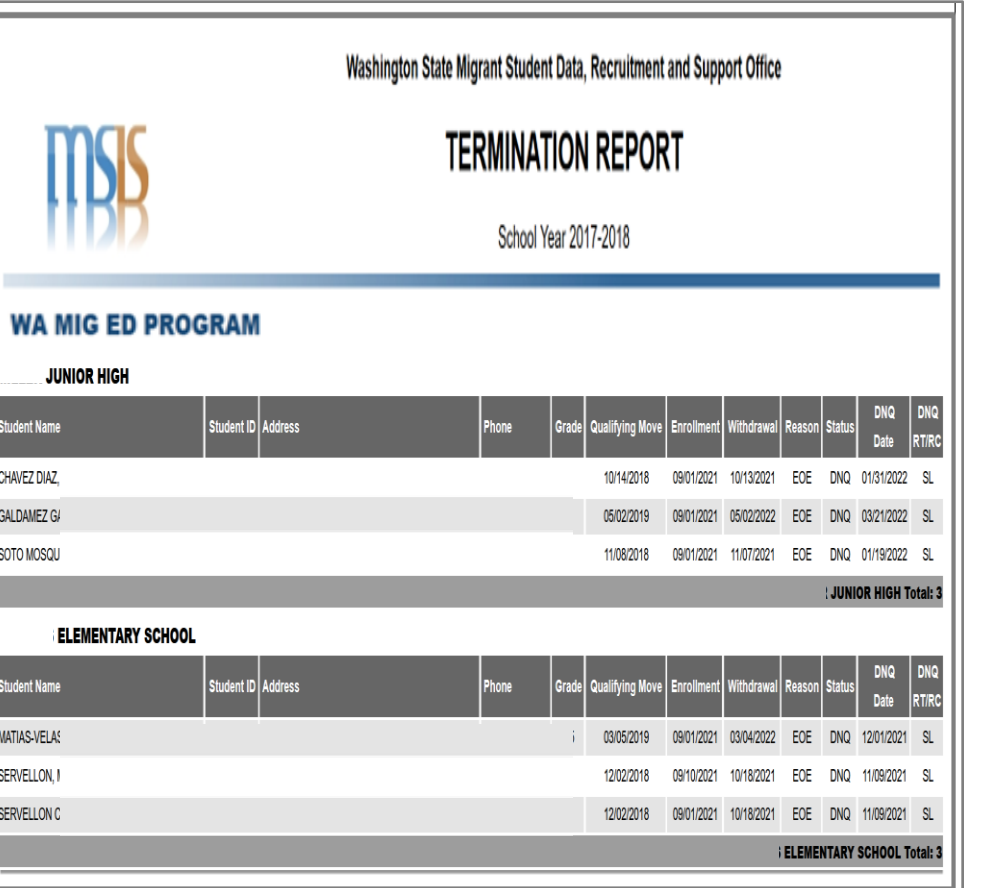


STEP 2:
Select the criteria from the report selection screen

Click "Run Report"



STEP 3:
View Termination Report





[Logout](#) | [Account](#) | [Admin](#) | [MEP](#) | [Student Events](#) | [PAC Reporting](#) | [FER Schedule](#)

Migrant Student Information System

Student

Health

Mass

Health

Reports

Search

Health

Statistical

Student Lists

Eligibility

Educational

Quick-Link Menu

Educational

This Section Contains:

Assessment:

- Building Pre/Post Test Summary
- District Pre/Post Test Summary
- Formal Assessment Report

Secondary:

- Commonly Failed Courses Report
- Grade Level Credits Earned Summary
- Math/English Assessment Report
- Secondary Credit Report
- Student Credits Earned Summary

Supplemental:

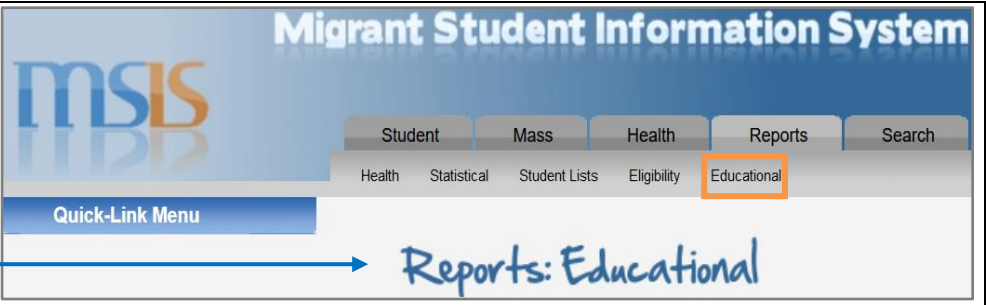
- Building Supplemental Services Summary
- District Supplemental Services Summary
- Student Supplemental Services Report

Building Pre/Post Test Summary

This report lists the students who have been served in ELA and/or Math and their Pre/Post assessment scores.

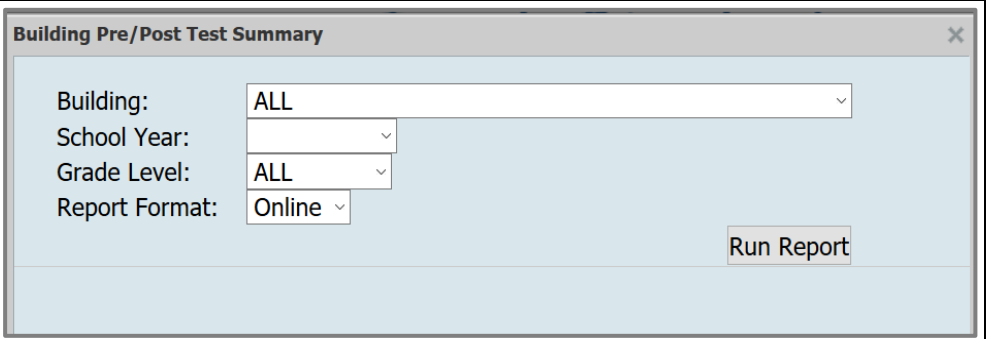
Use this report to identify missing ELA or Math pre and post assessments for migrant students.

STEP 1:
Select **Educational** tab to view Educational Reports

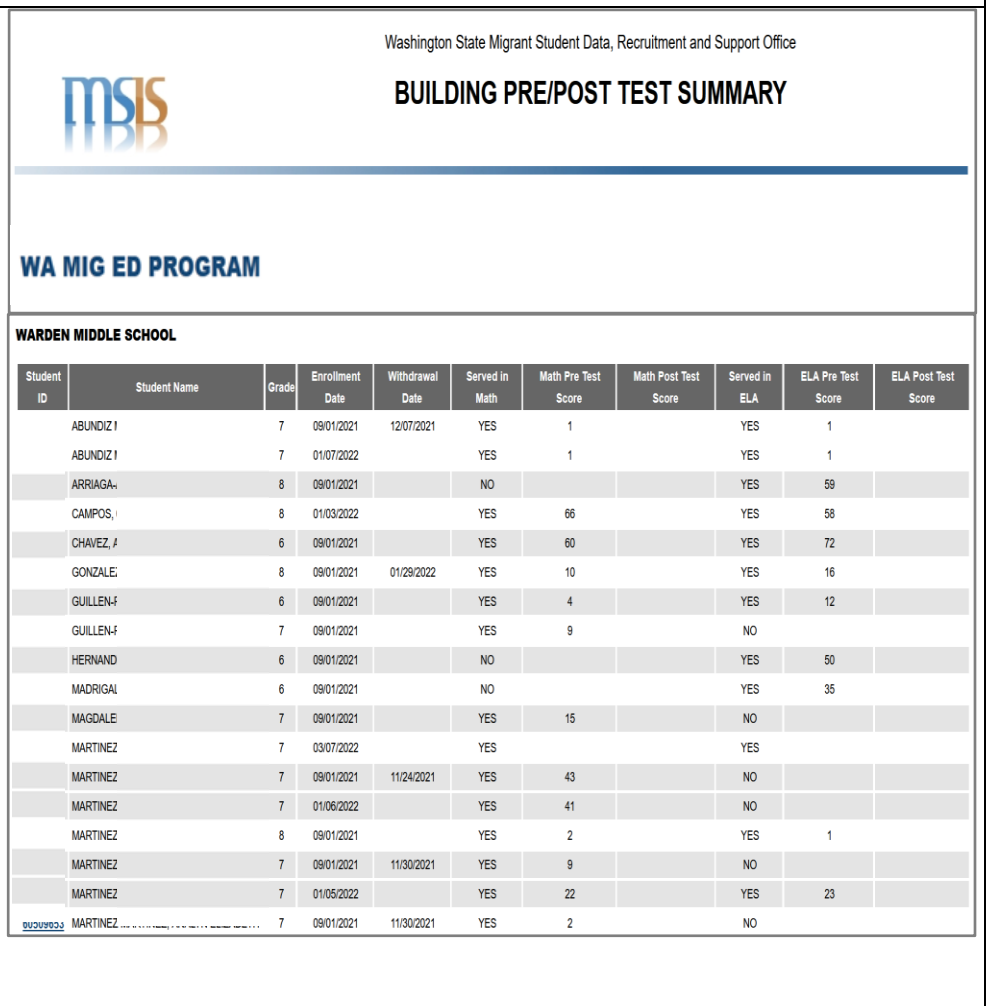


STEP 2:
Select the criteria from the report selection screen

Click "Run Report"



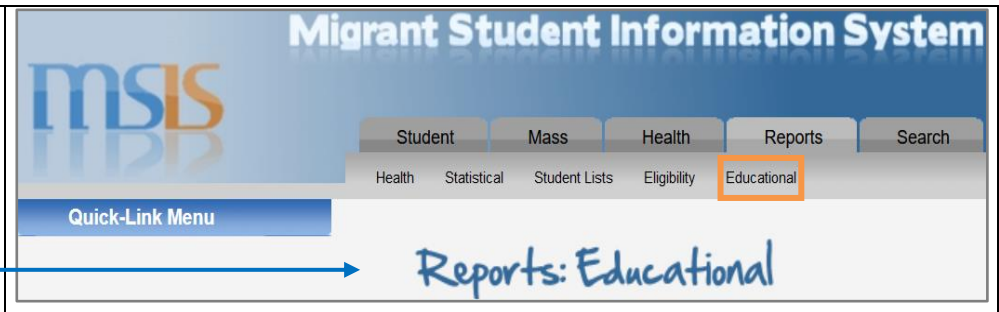
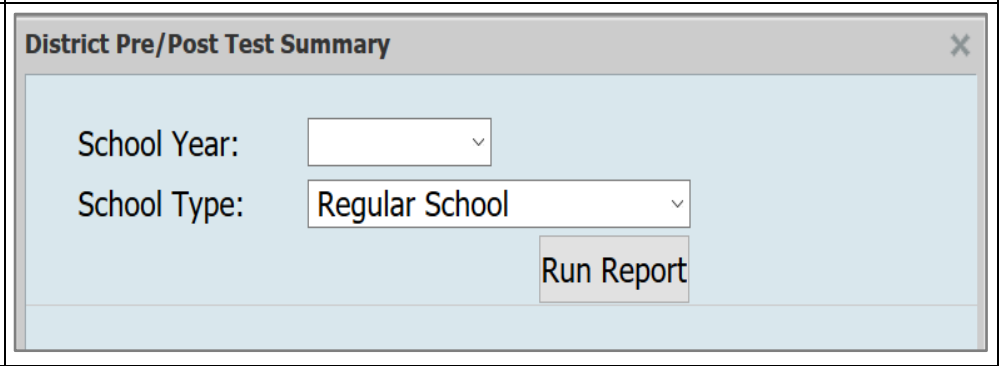
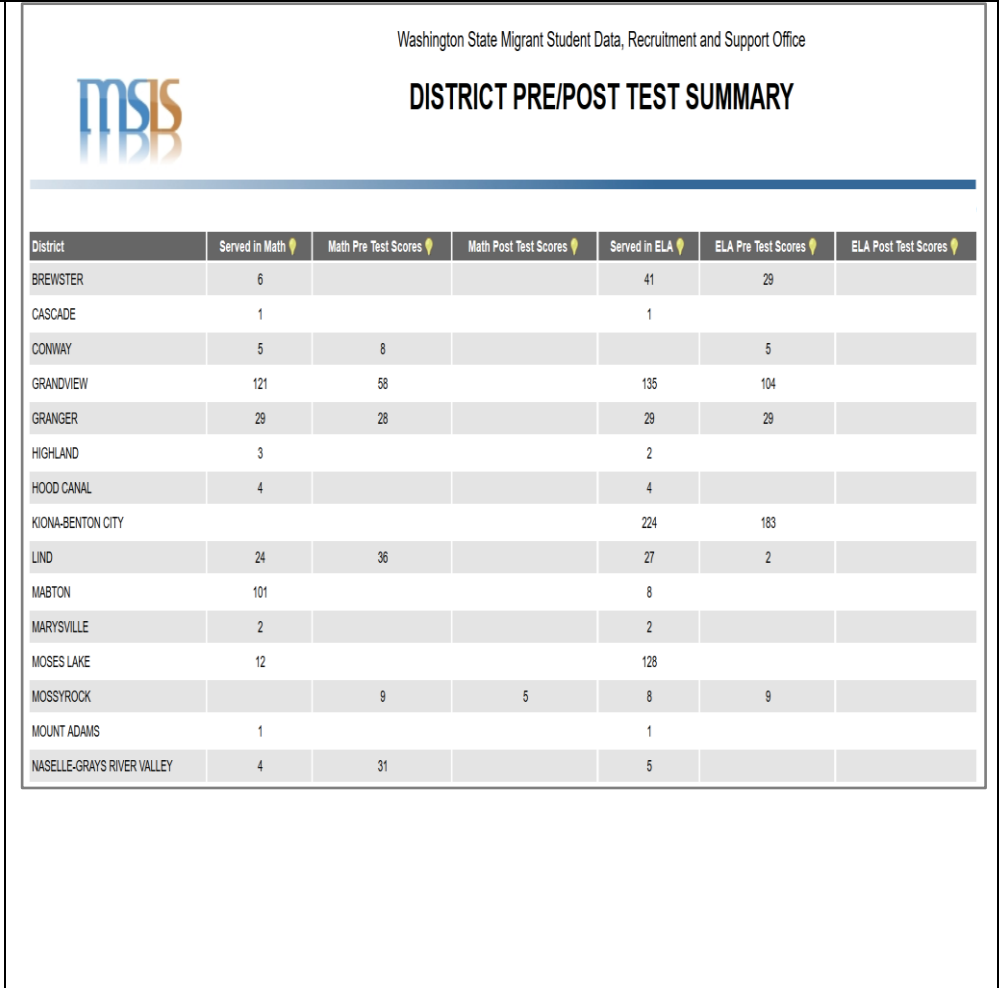
STEP 3:
View Building Pre/Post Test Summary



District Pre/Post Test Summary

This report lists by district the number of students who have been served in ELA and/or Math and the number of students who took a Pre/Post assessment.

Use this report to identify missing ELA or Math pre and post assessments for migrant students statewide.

| <p>STEP 1: Select Educational tab to view Educational Reports</p> |  <p>Migrant Student Information System</p> <p>Student Mass Health Reports Search</p> <p>Health Statistical Student Lists Eligibility Educational</p> <p>Quick-Link Menu</p> <p>Reports: Educational</p> | | | | | | | | | | | | | | | | | | | | | | | | | | | | | | | | | | | | | | | | | | | | | | | | | | | | | | | | | | | | | | | | | | | | | | | | | | | | | | | | | | | | | | | | | | | | | | | | | | | | | | | | | | | | | | | | |
|--|--|----------------------|-----------------------|----------------------|-----------------------|----------------------|---------------------|----------------------|----------|---|--|--|----|----|--|---------|---|--|--|---|--|--|--------|---|---|--|--|---|--|-----------|-----|----|--|-----|-----|--|---------|----|----|--|----|----|--|----------|---|--|--|---|--|--|------------|---|--|--|---|--|--|-------------------|--|--|--|-----|-----|--|------|----|----|--|----|---|--|--------|-----|--|--|---|--|--|------------|---|--|--|---|--|--|------------|----|--|--|-----|--|--|-----------|--|---|---|---|---|--|-------------|---|--|--|---|--|--|----------------------------|---|----|--|---|--|--|
| <p>STEP 2: Select the criteria from the report selection screen</p> <p>Click "Run Report"</p> |  <p>District Pre/Post Test Summary</p> <p>School Year: <input type="text"/></p> <p>School Type: Regular School <input type="text"/></p> <p>Run Report</p> | | | | | | | | | | | | | | | | | | | | | | | | | | | | | | | | | | | | | | | | | | | | | | | | | | | | | | | | | | | | | | | | | | | | | | | | | | | | | | | | | | | | | | | | | | | | | | | | | | | | | | | | | | | | | | | | |
| <p>STEP 3: View District Pre/Post Test Summary</p> |  <p>Washington State Migrant Student Data, Recruitment and Support Office</p> <p>DISTRICT PRE/POST TEST SUMMARY</p> <table border="1"> <thead> <tr> <th>District</th> <th>Served in Math</th> <th>Math Pre Test Scores</th> <th>Math Post Test Scores</th> <th>Served in ELA</th> <th>ELA Pre Test Scores</th> <th>ELA Post Test Scores</th> </tr> </thead> <tbody> <tr> <td>BREWSTER</td> <td>6</td> <td></td> <td></td> <td>41</td> <td>29</td> <td></td> </tr> <tr> <td>CASCADE</td> <td>1</td> <td></td> <td></td> <td>1</td> <td></td> <td></td> </tr> <tr> <td>CONWAY</td> <td>5</td> <td>8</td> <td></td> <td></td> <td>5</td> <td></td> </tr> <tr> <td>GRANDVIEW</td> <td>121</td> <td>58</td> <td></td> <td>135</td> <td>104</td> <td></td> </tr> <tr> <td>GRANGER</td> <td>29</td> <td>28</td> <td></td> <td>29</td> <td>29</td> <td></td> </tr> <tr> <td>HIGHLAND</td> <td>3</td> <td></td> <td></td> <td>2</td> <td></td> <td></td> </tr> <tr> <td>HOOD CANAL</td> <td>4</td> <td></td> <td></td> <td>4</td> <td></td> <td></td> </tr> <tr> <td>KIONA-BENTON CITY</td> <td></td> <td></td> <td></td> <td>224</td> <td>183</td> <td></td> </tr> <tr> <td>LIND</td> <td>24</td> <td>36</td> <td></td> <td>27</td> <td>2</td> <td></td> </tr> <tr> <td>MABTON</td> <td>101</td> <td></td> <td></td> <td>8</td> <td></td> <td></td> </tr> <tr> <td>MARYSVILLE</td> <td>2</td> <td></td> <td></td> <td>2</td> <td></td> <td></td> </tr> <tr> <td>MOSES LAKE</td> <td>12</td> <td></td> <td></td> <td>128</td> <td></td> <td></td> </tr> <tr> <td>MOSSYROCK</td> <td></td> <td>9</td> <td>5</td> <td>8</td> <td>9</td> <td></td> </tr> <tr> <td>MOUNT ADAMS</td> <td>1</td> <td></td> <td></td> <td>1</td> <td></td> <td></td> </tr> <tr> <td>NASELLE-GRAYS RIVER VALLEY</td> <td>4</td> <td>31</td> <td></td> <td>5</td> <td></td> <td></td> </tr> </tbody> </table> | District | Served in Math | Math Pre Test Scores | Math Post Test Scores | Served in ELA | ELA Pre Test Scores | ELA Post Test Scores | BREWSTER | 6 | | | 41 | 29 | | CASCADE | 1 | | | 1 | | | CONWAY | 5 | 8 | | | 5 | | GRANDVIEW | 121 | 58 | | 135 | 104 | | GRANGER | 29 | 28 | | 29 | 29 | | HIGHLAND | 3 | | | 2 | | | HOOD CANAL | 4 | | | 4 | | | KIONA-BENTON CITY | | | | 224 | 183 | | LIND | 24 | 36 | | 27 | 2 | | MABTON | 101 | | | 8 | | | MARYSVILLE | 2 | | | 2 | | | MOSES LAKE | 12 | | | 128 | | | MOSSYROCK | | 9 | 5 | 8 | 9 | | MOUNT ADAMS | 1 | | | 1 | | | NASELLE-GRAYS RIVER VALLEY | 4 | 31 | | 5 | | |
| District | Served in Math | Math Pre Test Scores | Math Post Test Scores | Served in ELA | ELA Pre Test Scores | ELA Post Test Scores | | | | | | | | | | | | | | | | | | | | | | | | | | | | | | | | | | | | | | | | | | | | | | | | | | | | | | | | | | | | | | | | | | | | | | | | | | | | | | | | | | | | | | | | | | | | | | | | | | | | | | | | | | | |
| BREWSTER | 6 | | | 41 | 29 | | | | | | | | | | | | | | | | | | | | | | | | | | | | | | | | | | | | | | | | | | | | | | | | | | | | | | | | | | | | | | | | | | | | | | | | | | | | | | | | | | | | | | | | | | | | | | | | | | | | | | | | | | | | |
| CASCADE | 1 | | | 1 | | | | | | | | | | | | | | | | | | | | | | | | | | | | | | | | | | | | | | | | | | | | | | | | | | | | | | | | | | | | | | | | | | | | | | | | | | | | | | | | | | | | | | | | | | | | | | | | | | | | | | | | | | | | | |
| CONWAY | 5 | 8 | | | 5 | | | | | | | | | | | | | | | | | | | | | | | | | | | | | | | | | | | | | | | | | | | | | | | | | | | | | | | | | | | | | | | | | | | | | | | | | | | | | | | | | | | | | | | | | | | | | | | | | | | | | | | | | | | | |
| GRANDVIEW | 121 | 58 | | 135 | 104 | | | | | | | | | | | | | | | | | | | | | | | | | | | | | | | | | | | | | | | | | | | | | | | | | | | | | | | | | | | | | | | | | | | | | | | | | | | | | | | | | | | | | | | | | | | | | | | | | | | | | | | | | | | | |
| GRANGER | 29 | 28 | | 29 | 29 | | | | | | | | | | | | | | | | | | | | | | | | | | | | | | | | | | | | | | | | | | | | | | | | | | | | | | | | | | | | | | | | | | | | | | | | | | | | | | | | | | | | | | | | | | | | | | | | | | | | | | | | | | | | |
| HIGHLAND | 3 | | | 2 | | | | | | | | | | | | | | | | | | | | | | | | | | | | | | | | | | | | | | | | | | | | | | | | | | | | | | | | | | | | | | | | | | | | | | | | | | | | | | | | | | | | | | | | | | | | | | | | | | | | | | | | | | | | | |
| HOOD CANAL | 4 | | | 4 | | | | | | | | | | | | | | | | | | | | | | | | | | | | | | | | | | | | | | | | | | | | | | | | | | | | | | | | | | | | | | | | | | | | | | | | | | | | | | | | | | | | | | | | | | | | | | | | | | | | | | | | | | | | | |
| KIONA-BENTON CITY | | | | 224 | 183 | | | | | | | | | | | | | | | | | | | | | | | | | | | | | | | | | | | | | | | | | | | | | | | | | | | | | | | | | | | | | | | | | | | | | | | | | | | | | | | | | | | | | | | | | | | | | | | | | | | | | | | | | | | | |
| LIND | 24 | 36 | | 27 | 2 | | | | | | | | | | | | | | | | | | | | | | | | | | | | | | | | | | | | | | | | | | | | | | | | | | | | | | | | | | | | | | | | | | | | | | | | | | | | | | | | | | | | | | | | | | | | | | | | | | | | | | | | | | | | |
| MABTON | 101 | | | 8 | | | | | | | | | | | | | | | | | | | | | | | | | | | | | | | | | | | | | | | | | | | | | | | | | | | | | | | | | | | | | | | | | | | | | | | | | | | | | | | | | | | | | | | | | | | | | | | | | | | | | | | | | | | | | |
| MARYSVILLE | 2 | | | 2 | | | | | | | | | | | | | | | | | | | | | | | | | | | | | | | | | | | | | | | | | | | | | | | | | | | | | | | | | | | | | | | | | | | | | | | | | | | | | | | | | | | | | | | | | | | | | | | | | | | | | | | | | | | | | |
| MOSES LAKE | 12 | | | 128 | | | | | | | | | | | | | | | | | | | | | | | | | | | | | | | | | | | | | | | | | | | | | | | | | | | | | | | | | | | | | | | | | | | | | | | | | | | | | | | | | | | | | | | | | | | | | | | | | | | | | | | | | | | | | |
| MOSSYROCK | | 9 | 5 | 8 | 9 | | | | | | | | | | | | | | | | | | | | | | | | | | | | | | | | | | | | | | | | | | | | | | | | | | | | | | | | | | | | | | | | | | | | | | | | | | | | | | | | | | | | | | | | | | | | | | | | | | | | | | | | | | | | |
| MOUNT ADAMS | 1 | | | 1 | | | | | | | | | | | | | | | | | | | | | | | | | | | | | | | | | | | | | | | | | | | | | | | | | | | | | | | | | | | | | | | | | | | | | | | | | | | | | | | | | | | | | | | | | | | | | | | | | | | | | | | | | | | | | |
| NASELLE-GRAYS RIVER VALLEY | 4 | 31 | | 5 | | | | | | | | | | | | | | | | | | | | | | | | | | | | | | | | | | | | | | | | | | | | | | | | | | | | | | | | | | | | | | | | | | | | | | | | | | | | | | | | | | | | | | | | | | | | | | | | | | | | | | | | | | | | | |

Formal Assessment Report

This report lists student's formal assessment data as reported by the district and OSPI.

Use this report to identify students who have low assessments or no assessments in the MSIS.

STEP 1:
Select **Educational** tab to view Educational Reports

Migrant Student Information System

Student Mass Health Reports Search

Health Statistical Student Lists Eligibility Educational

Quick-Link Menu

Reports: Educational

STEP 2:
Select the criteria from the report selection screen

Click "Run Report"

Formal Assessment Report

Building: ALL

School Year: .

List Students: With Assessments

Report Format: Online

Run Report

STEP 3:
View Formal Assessment Report

Washington State Migrant Student Data, Recruitment and Support Office

FORMAL ASSESSMENT REPORT

Students With Assessments

WA MIG ED PROGRAM

HIGH SCHOOL

Name: BRANDI - Student ID: Enrollment: 08/26/2021 Withdrawal: Grade: 9

| Test Name | Test Date | Subject Category | Score | Score Type |
|-----------|-----------|------------------|-------|--------------|
| SBA | | ELA | 2 | LEVEL |
| SBA | | ELA | 2499 | SCALED SCORE |
| SBA | | Math | 2 | LEVEL |
| SBA | | Math | 2564 | SCALED SCORE |
| WCAS | | Science | 2 | LEVEL |
| WCAS | | Science | 662 | SCALED SCORE |

Building Count: 1

ELEMENTARY SCHOOL

Name: ERNESTO - Student ID: Enrollment: 08/26/2021 Withdrawal: Grade: 1

| Test Name | Test Date | Subject Category | Score | Score Type |
|-----------|------------|------------------|-------|------------|
| NWEA | 09/14/2021 | MATH | 125 | RIT |
| NWEA | 09/16/2021 | READING | 144 | RIT |

Name: KADY - Student ID: Enrollment: 08/26/2021 Withdrawal: Grade: 1

| Test Name | Test Date | Subject Category | Score | Score Type |
|-----------|------------|------------------|-------|------------|
| NWEA | 09/16/2021 | READING | 132 | RIT |

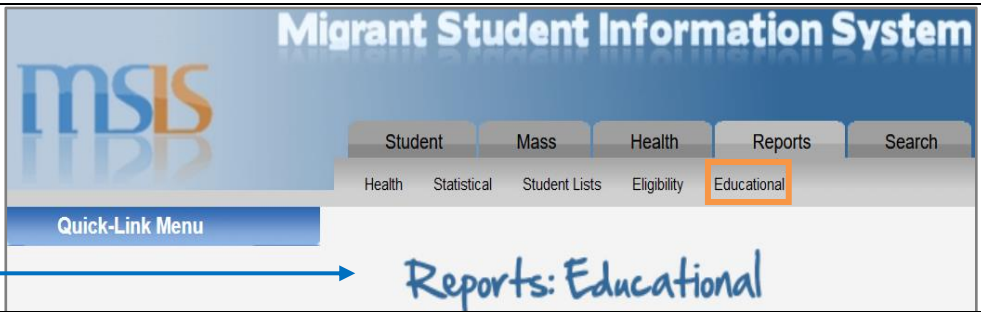
Name: JAZMIN - Student ID: Enrollment: 08/26/2021 Withdrawal: Grade: 1

Commonly Failed Courses Report

This report shows the courses offered in a district and the number of migrant students that did not pass each course.

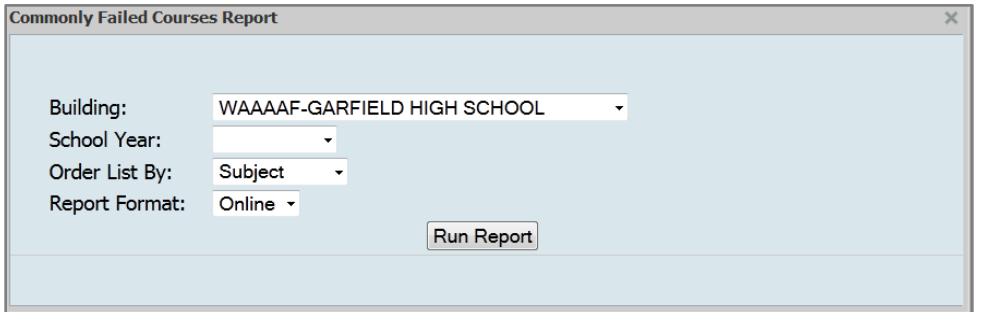
Use this report to assess High School courses that have had a negative impact on migrant students' transcripts.

STEP 1:
Select **Educational** tab to view Educational Reports

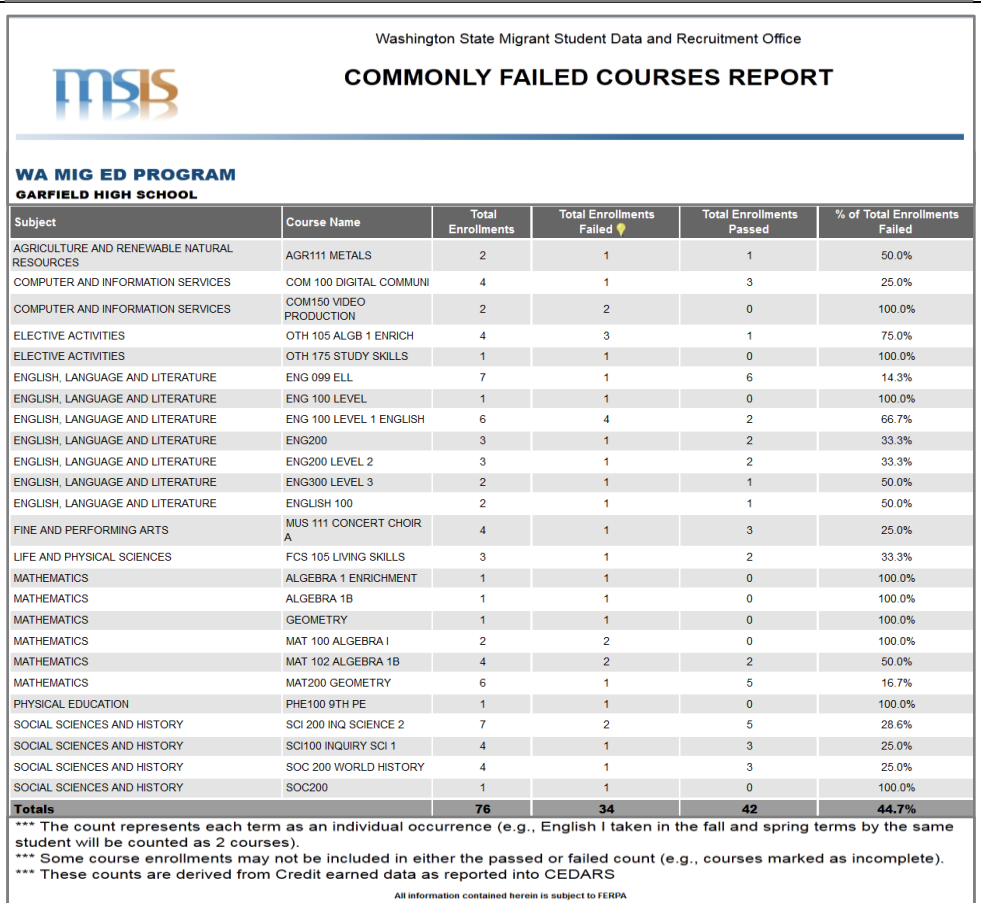


STEP 2:
Select the criteria from the report selection screen

Click "Run Report"



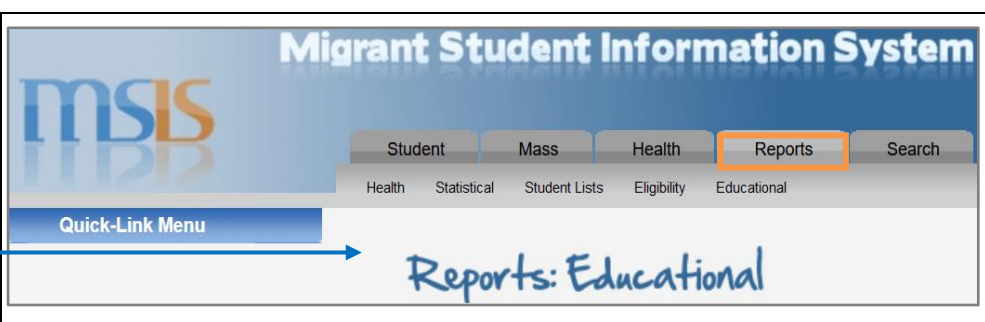
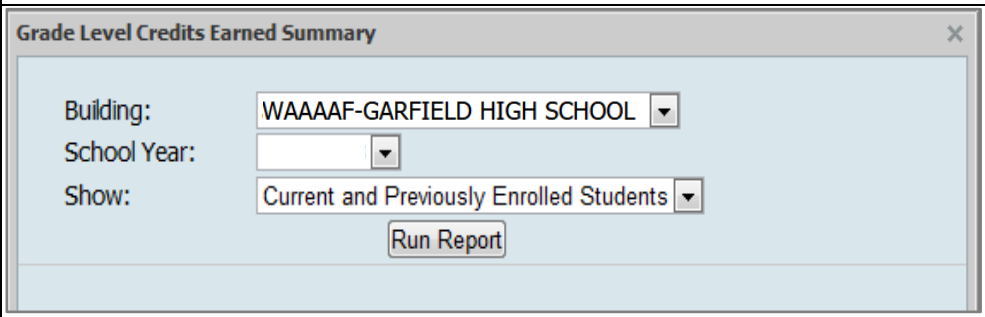
STEP 3:
View Commonly Failed Courses Report



Grade Level Credits Earned Summary

This report provides a graph that calculates the total number of credits each student has earned and places them into categories of: on course to graduate, 1-4 credits behind peers, or 5+ credits behind peers.

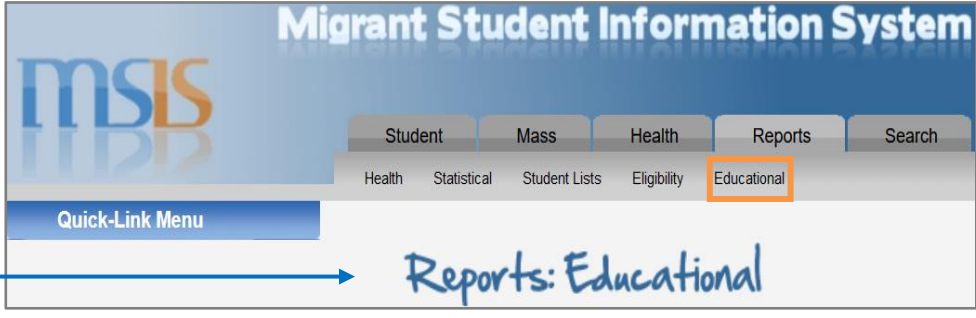
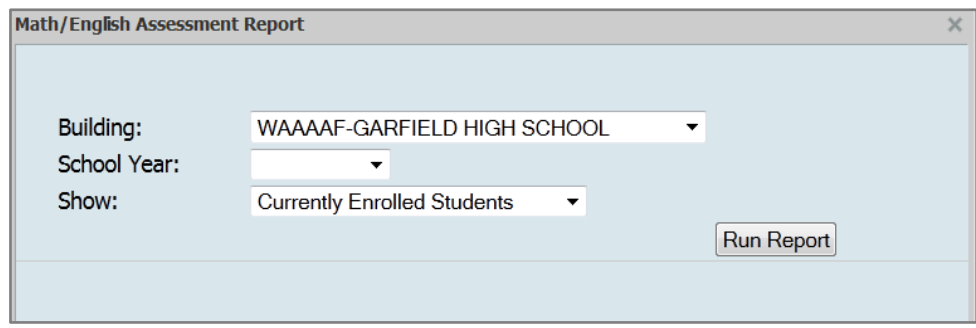
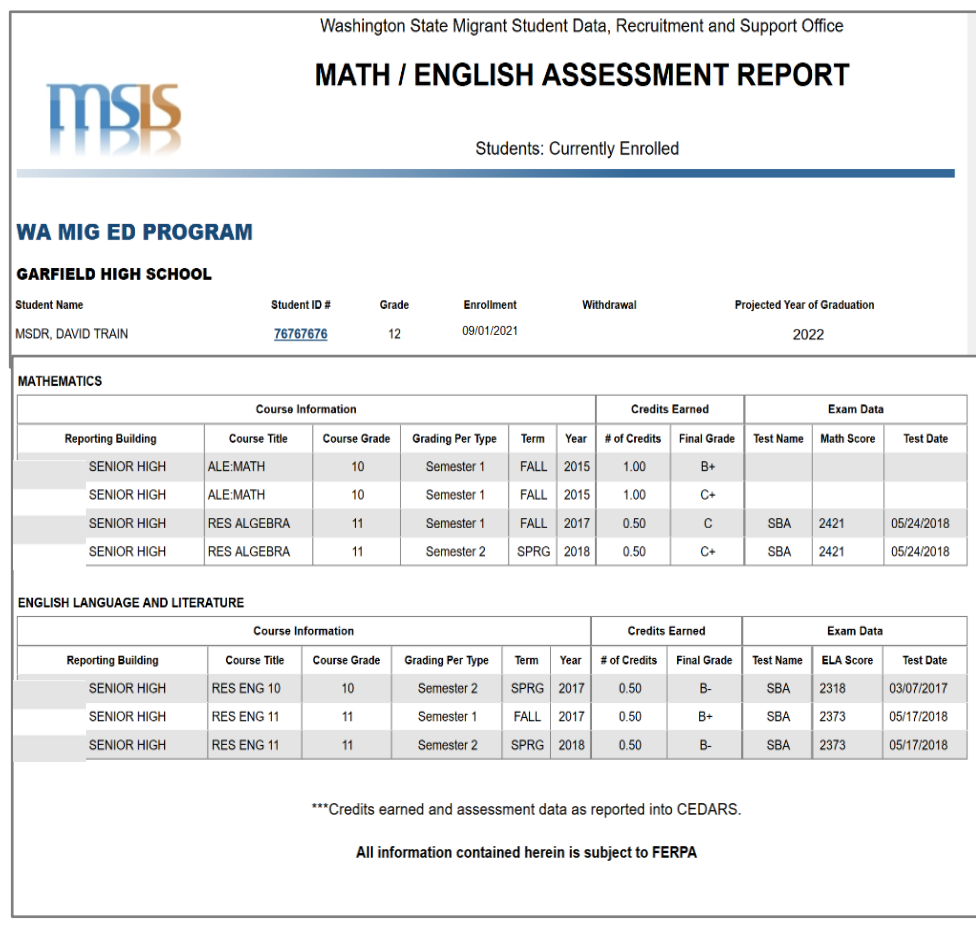
Use this report to identify students who are falling behind in credits towards graduation.

| <p>STEP 1: Select Educational tab to view Educational Reports</p> |  | | | | | | | | | | | | | | | | | | | | | | | | | | | | | | | | | | | | | | | | | | | | | | | | | | | | | | | | | | | | | | |
|--|--|-------|---------|---------|---------|-----|----------------|--|----------------|-------|-------|--------|---------|---------|-----|---|---|--|--|--|--|--|---|----|--|--|--|---|--|--|---|----|---|--|--|--|--|--|---|----|--|--|--|---|--|--|---|---------------|--|--|--|--|--|--|---|------------|---|--|--|---|--|--|---|
| <p>STEP 2: Select the criteria from the report selection screen</p> <p>Click "Run Report"</p> |  | | | | | | | | | | | | | | | | | | | | | | | | | | | | | | | | | | | | | | | | | | | | | | | | | | | | | | | | | | | | | | |
| <p>STEP 3: View Grade Level Credits Earned Summary</p> | <p>Washington State Migrant Student Data, Recruitment and Support Office</p> <h2>GRADE LEVEL CREDITS EARNED SUMMARY</h2> <p>All Currently And Previously Enrolled Students</p> <hr/> <p>WA MIG ED PROGRAM</p> <p>All Schools - (22.00 Credits Required to Graduate)</p> <table border="1"> <thead> <tr> <th rowspan="2">Grade</th><th colspan="6">Credits</th><th rowspan="2">Total Students</th></tr> <tr> <th>0 - 4</th><th>5 - 8</th><th>9 - 12</th><th>13 - 16</th><th>17 - 20</th><th>21+</th></tr> </thead> <tbody> <tr> <td>9</td><td>1</td><td></td><td></td><td></td><td></td><td></td><td>1</td></tr> <tr> <td>10</td><td></td><td></td><td></td><td>2</td><td></td><td></td><td>2</td></tr> <tr> <td>11</td><td>1</td><td></td><td></td><td></td><td></td><td></td><td>1</td></tr> <tr> <td>12</td><td></td><td></td><td></td><td>2</td><td></td><td></td><td>2</td></tr> <tr> <td>Out of School</td><td></td><td></td><td></td><td></td><td></td><td></td><td>0</td></tr> <tr> <td>All Grades</td><td>2</td><td></td><td></td><td>4</td><td></td><td></td><td>6</td></tr> </tbody> </table> <p>Click a color below to view the students who are:</p> <ul style="list-style-type: none"> ■ On Course to Graduate ■ 1-4 Credits Behind Peers ■ 5 + Credits Behind Peers <p>***Credit earned data as reported into CEDARS.</p> <p>*** These levels are determined by the schools graduation requirements. If a student has other graduation requirements that will place him or her in a different credit deficiency level, it will be noted in the detail window.</p> | Grade | Credits | | | | | | Total Students | 0 - 4 | 5 - 8 | 9 - 12 | 13 - 16 | 17 - 20 | 21+ | 9 | 1 | | | | | | 1 | 10 | | | | 2 | | | 2 | 11 | 1 | | | | | | 1 | 12 | | | | 2 | | | 2 | Out of School | | | | | | | 0 | All Grades | 2 | | | 4 | | | 6 |
| Grade | Credits | | | | | | Total Students | | | | | | | | | | | | | | | | | | | | | | | | | | | | | | | | | | | | | | | | | | | | | | | | | | | | | | | | |
| | 0 - 4 | 5 - 8 | 9 - 12 | 13 - 16 | 17 - 20 | 21+ | | | | | | | | | | | | | | | | | | | | | | | | | | | | | | | | | | | | | | | | | | | | | | | | | | | | | | | | | |
| 9 | 1 | | | | | | 1 | | | | | | | | | | | | | | | | | | | | | | | | | | | | | | | | | | | | | | | | | | | | | | | | | | | | | | | | |
| 10 | | | | 2 | | | 2 | | | | | | | | | | | | | | | | | | | | | | | | | | | | | | | | | | | | | | | | | | | | | | | | | | | | | | | | |
| 11 | 1 | | | | | | 1 | | | | | | | | | | | | | | | | | | | | | | | | | | | | | | | | | | | | | | | | | | | | | | | | | | | | | | | | |
| 12 | | | | 2 | | | 2 | | | | | | | | | | | | | | | | | | | | | | | | | | | | | | | | | | | | | | | | | | | | | | | | | | | | | | | | |
| Out of School | | | | | | | 0 | | | | | | | | | | | | | | | | | | | | | | | | | | | | | | | | | | | | | | | | | | | | | | | | | | | | | | | | |
| All Grades | 2 | | | 4 | | | 6 | | | | | | | | | | | | | | | | | | | | | | | | | | | | | | | | | | | | | | | | | | | | | | | | | | | | | | | | |

Math/English Assessment Report

This report lists the students with Math and English credits and their corresponding state exam scores.

Use this report to assess Math/English and Exam history as it pertains to graduation requirements.

| <p>STEP 1: Select Educational tab to view Educational Reports</p> |  | | | | | | | | | | | | | | | | | | | | | | | | | | | | | | | | | | | | | | | | | | | | | | | | | | | | | | | | | | | | | | | | | | | | | | | | | | | | | | | | | | | | | | | | | | | | | | | | | | | | | | | | | | | | | | | | | | | | | | | | | | | | | | | | | | | | | |
|--|--|--------------|------------------|------------|------------------------------|----------------|------------------------------|-------------------|--------------------------|------------|------------|--|------|--------------------|--|--|--|--|--|----------------|--|-----------|--|--|--------------------|--------------|--------------|------------------|------|------|--------------|-------------|-----------|------------|-----------|-------------|----------|----|------------|------|------|------|----|--|--|--|-------------|----------|----|------------|------|------|------|----|--|--|--|-------------|-------------|----|------------|------|------|------|---|-----|------|------------|-------------|-------------|----|------------|------|------|------|----|-----|------|------------|--------------------|--|--|--|--|--|----------------|--|-----------|--|--|--------------------|--------------|--------------|------------------|------|------|--------------|-------------|-----------|-----------|-----------|-------------|------------|----|------------|------|------|------|----|-----|------|------------|-------------|------------|----|------------|------|------|------|----|-----|------|------------|-------------|------------|----|------------|------|------|------|----|-----|------|------------|
| <p>STEP 2: Select the criteria from the report selection screen</p> <p>Click "Run Report"</p> |  | | | | | | | | | | | | | | | | | | | | | | | | | | | | | | | | | | | | | | | | | | | | | | | | | | | | | | | | | | | | | | | | | | | | | | | | | | | | | | | | | | | | | | | | | | | | | | | | | | | | | | | | | | | | | | | | | | | | | | | | | | | | | | | | | | | | | |
| <p>STEP 3: View Math/English Assessment Report</p> |  <p>Washington State Migrant Student Data, Recruitment and Support Office</p> <h2>MATH / ENGLISH ASSESSMENT REPORT</h2> <p>Students: Currently Enrolled</p> <h3>WA MIG ED PROGRAM</h3> <h4>GARFIELD HIGH SCHOOL</h4> <table border="1"> <thead> <tr> <th>Student Name</th> <th>Student ID #</th> <th>Grade</th> <th>Enrollment</th> <th>Withdrawal</th> <th>Projected Year of Graduation</th> </tr> </thead> <tbody> <tr> <td>MSDR, DAVID TRAIN</td> <td>76767676</td> <td>12</td> <td>09/01/2021</td> <td></td> <td>2022</td> </tr> </tbody> </table> <h4>MATHEMATICS</h4> <table border="1"> <thead> <tr> <th colspan="6">Course Information</th> <th colspan="2">Credits Earned</th> <th colspan="3">Exam Data</th> </tr> <tr> <th>Reporting Building</th> <th>Course Title</th> <th>Course Grade</th> <th>Grading Per Type</th> <th>Term</th> <th>Year</th> <th># of Credits</th> <th>Final Grade</th> <th>Test Name</th> <th>Math Score</th> <th>Test Date</th> </tr> </thead> <tbody> <tr> <td>SENIOR HIGH</td> <td>ALE:MATH</td> <td>10</td> <td>Semester 1</td> <td>FALL</td> <td>2015</td> <td>1.00</td> <td>B+</td> <td></td> <td></td> <td></td> </tr> <tr> <td>SENIOR HIGH</td> <td>ALE:MATH</td> <td>10</td> <td>Semester 1</td> <td>FALL</td> <td>2015</td> <td>1.00</td> <td>C+</td> <td></td> <td></td> <td></td> </tr> <tr> <td>SENIOR HIGH</td> <td>RES ALGEBRA</td> <td>11</td> <td>Semester 1</td> <td>FALL</td> <td>2017</td> <td>0.50</td> <td>C</td> <td>SBA</td> <td>2421</td> <td>05/24/2018</td> </tr> <tr> <td>SENIOR HIGH</td> <td>RES ALGEBRA</td> <td>11</td> <td>Semester 2</td> <td>SPRG</td> <td>2018</td> <td>0.50</td> <td>C+</td> <td>SBA</td> <td>2421</td> <td>05/24/2018</td> </tr> </tbody> </table> <h4>ENGLISH LANGUAGE AND LITERATURE</h4> <table border="1"> <thead> <tr> <th colspan="6">Course Information</th> <th colspan="2">Credits Earned</th> <th colspan="3">Exam Data</th> </tr> <tr> <th>Reporting Building</th> <th>Course Title</th> <th>Course Grade</th> <th>Grading Per Type</th> <th>Term</th> <th>Year</th> <th># of Credits</th> <th>Final Grade</th> <th>Test Name</th> <th>ELA Score</th> <th>Test Date</th> </tr> </thead> <tbody> <tr> <td>SENIOR HIGH</td> <td>RES ENG 10</td> <td>10</td> <td>Semester 2</td> <td>SPRG</td> <td>2017</td> <td>0.50</td> <td>B-</td> <td>SBA</td> <td>2318</td> <td>03/07/2017</td> </tr> <tr> <td>SENIOR HIGH</td> <td>RES ENG 11</td> <td>11</td> <td>Semester 1</td> <td>FALL</td> <td>2017</td> <td>0.50</td> <td>B+</td> <td>SBA</td> <td>2373</td> <td>05/17/2018</td> </tr> <tr> <td>SENIOR HIGH</td> <td>RES ENG 11</td> <td>11</td> <td>Semester 2</td> <td>SPRG</td> <td>2018</td> <td>0.50</td> <td>B-</td> <td>SBA</td> <td>2373</td> <td>05/17/2018</td> </tr> </tbody> </table> <p>***Credits earned and assessment data as reported into CEDARS.</p> <p>All information contained herein is subject to FERPA</p> | Student Name | Student ID # | Grade | Enrollment | Withdrawal | Projected Year of Graduation | MSDR, DAVID TRAIN | 76767676 | 12 | 09/01/2021 | | 2022 | Course Information | | | | | | Credits Earned | | Exam Data | | | Reporting Building | Course Title | Course Grade | Grading Per Type | Term | Year | # of Credits | Final Grade | Test Name | Math Score | Test Date | SENIOR HIGH | ALE:MATH | 10 | Semester 1 | FALL | 2015 | 1.00 | B+ | | | | SENIOR HIGH | ALE:MATH | 10 | Semester 1 | FALL | 2015 | 1.00 | C+ | | | | SENIOR HIGH | RES ALGEBRA | 11 | Semester 1 | FALL | 2017 | 0.50 | C | SBA | 2421 | 05/24/2018 | SENIOR HIGH | RES ALGEBRA | 11 | Semester 2 | SPRG | 2018 | 0.50 | C+ | SBA | 2421 | 05/24/2018 | Course Information | | | | | | Credits Earned | | Exam Data | | | Reporting Building | Course Title | Course Grade | Grading Per Type | Term | Year | # of Credits | Final Grade | Test Name | ELA Score | Test Date | SENIOR HIGH | RES ENG 10 | 10 | Semester 2 | SPRG | 2017 | 0.50 | B- | SBA | 2318 | 03/07/2017 | SENIOR HIGH | RES ENG 11 | 11 | Semester 1 | FALL | 2017 | 0.50 | B+ | SBA | 2373 | 05/17/2018 | SENIOR HIGH | RES ENG 11 | 11 | Semester 2 | SPRG | 2018 | 0.50 | B- | SBA | 2373 | 05/17/2018 |
| Student Name | Student ID # | Grade | Enrollment | Withdrawal | Projected Year of Graduation | | | | | | | | | | | | | | | | | | | | | | | | | | | | | | | | | | | | | | | | | | | | | | | | | | | | | | | | | | | | | | | | | | | | | | | | | | | | | | | | | | | | | | | | | | | | | | | | | | | | | | | | | | | | | | | | | | | | | | | | | | | | | | | | | |
| MSDR, DAVID TRAIN | 76767676 | 12 | 09/01/2021 | | 2022 | | | | | | | | | | | | | | | | | | | | | | | | | | | | | | | | | | | | | | | | | | | | | | | | | | | | | | | | | | | | | | | | | | | | | | | | | | | | | | | | | | | | | | | | | | | | | | | | | | | | | | | | | | | | | | | | | | | | | | | | | | | | | | | | | |
| Course Information | | | | | | Credits Earned | | Exam Data | | | | | | | | | | | | | | | | | | | | | | | | | | | | | | | | | | | | | | | | | | | | | | | | | | | | | | | | | | | | | | | | | | | | | | | | | | | | | | | | | | | | | | | | | | | | | | | | | | | | | | | | | | | | | | | | | | | | | | | | | | | | | | |
| Reporting Building | Course Title | Course Grade | Grading Per Type | Term | Year | # of Credits | Final Grade | Test Name | Math Score | Test Date | | | | | | | | | | | | | | | | | | | | | | | | | | | | | | | | | | | | | | | | | | | | | | | | | | | | | | | | | | | | | | | | | | | | | | | | | | | | | | | | | | | | | | | | | | | | | | | | | | | | | | | | | | | | | | | | | | | | | | | | | | | | |
| SENIOR HIGH | ALE:MATH | 10 | Semester 1 | FALL | 2015 | 1.00 | B+ | | | | | | | | | | | | | | | | | | | | | | | | | | | | | | | | | | | | | | | | | | | | | | | | | | | | | | | | | | | | | | | | | | | | | | | | | | | | | | | | | | | | | | | | | | | | | | | | | | | | | | | | | | | | | | | | | | | | | | | | | | | | | | | |
| SENIOR HIGH | ALE:MATH | 10 | Semester 1 | FALL | 2015 | 1.00 | C+ | | | | | | | | | | | | | | | | | | | | | | | | | | | | | | | | | | | | | | | | | | | | | | | | | | | | | | | | | | | | | | | | | | | | | | | | | | | | | | | | | | | | | | | | | | | | | | | | | | | | | | | | | | | | | | | | | | | | | | | | | | | | | | | |
| SENIOR HIGH | RES ALGEBRA | 11 | Semester 1 | FALL | 2017 | 0.50 | C | SBA | 2421 | 05/24/2018 | | | | | | | | | | | | | | | | | | | | | | | | | | | | | | | | | | | | | | | | | | | | | | | | | | | | | | | | | | | | | | | | | | | | | | | | | | | | | | | | | | | | | | | | | | | | | | | | | | | | | | | | | | | | | | | | | | | | | | | | | | | | |
| SENIOR HIGH | RES ALGEBRA | 11 | Semester 2 | SPRG | 2018 | 0.50 | C+ | SBA | 2421 | 05/24/2018 | | | | | | | | | | | | | | | | | | | | | | | | | | | | | | | | | | | | | | | | | | | | | | | | | | | | | | | | | | | | | | | | | | | | | | | | | | | | | | | | | | | | | | | | | | | | | | | | | | | | | | | | | | | | | | | | | | | | | | | | | | | | |
| Course Information | | | | | | Credits Earned | | Exam Data | | | | | | | | | | | | | | | | | | | | | | | | | | | | | | | | | | | | | | | | | | | | | | | | | | | | | | | | | | | | | | | | | | | | | | | | | | | | | | | | | | | | | | | | | | | | | | | | | | | | | | | | | | | | | | | | | | | | | | | | | | | | | | |
| Reporting Building | Course Title | Course Grade | Grading Per Type | Term | Year | # of Credits | Final Grade | Test Name | ELA Score | Test Date | | | | | | | | | | | | | | | | | | | | | | | | | | | | | | | | | | | | | | | | | | | | | | | | | | | | | | | | | | | | | | | | | | | | | | | | | | | | | | | | | | | | | | | | | | | | | | | | | | | | | | | | | | | | | | | | | | | | | | | | | | | | |
| SENIOR HIGH | RES ENG 10 | 10 | Semester 2 | SPRG | 2017 | 0.50 | B- | SBA | 2318 | 03/07/2017 | | | | | | | | | | | | | | | | | | | | | | | | | | | | | | | | | | | | | | | | | | | | | | | | | | | | | | | | | | | | | | | | | | | | | | | | | | | | | | | | | | | | | | | | | | | | | | | | | | | | | | | | | | | | | | | | | | | | | | | | | | | | |
| SENIOR HIGH | RES ENG 11 | 11 | Semester 1 | FALL | 2017 | 0.50 | B+ | SBA | 2373 | 05/17/2018 | | | | | | | | | | | | | | | | | | | | | | | | | | | | | | | | | | | | | | | | | | | | | | | | | | | | | | | | | | | | | | | | | | | | | | | | | | | | | | | | | | | | | | | | | | | | | | | | | | | | | | | | | | | | | | | | | | | | | | | | | | | | |
| SENIOR HIGH | RES ENG 11 | 11 | Semester 2 | SPRG | 2018 | 0.50 | B- | SBA | 2373 | 05/17/2018 | | | | | | | | | | | | | | | | | | | | | | | | | | | | | | | | | | | | | | | | | | | | | | | | | | | | | | | | | | | | | | | | | | | | | | | | | | | | | | | | | | | | | | | | | | | | | | | | | | | | | | | | | | | | | | | | | | | | | | | | | | | | |

Secondary Credit Report

This report lists student's secondary credits earned and hours attended as reported by the school district.

Use this report to review transcript credits and possible missing secondary credits for migrant students.

STEP 1:
Select
Educational tab
to view
Educational
Report

Migrant Student Information System

Student Mass Health Reports Search

Health Statistical Student Lists Eligibility **Educational**

Quick-Link Menu

Reports: Educational

STEP 2:
Select the criteria
from the report
selection screen

Click
"Run Report"

Secondary Credit Report

Select District: WA MIG ED PROG1

Building:

School Year: 2021-2022

Grade: ALL

Show: ALL

Report Format: Online

Run Report

STEP 3:
View Secondary
Credit Report

Washington State Migrant Student Data and Recruitment Office

SECONDARY CREDIT REPORT

WA MIG ED PROGRAM

GARFIELD HIGH SCHOOL

Student Name Student ID # SSID Grade

| Course Information | | | | | | Credits Earned | | Hours Attended | |
|--|-----------------------|--------------|------------------|------|------|----------------|-------------|----------------|-------|
| MSORS Subject Area | Course Title | Course Grade | Grading Per Type | Term | Year | # of Credits | Final Grade | Class Hours | Grade |
| COMPUTER AND INFORMATION SCIENCES | AP Computer Science A | 9 | SEM1 | FALL | 2018 | 0.50 | B+ | | |
| ENGLISH LANGUAGE AND LITERATURE | ENGLISH 9 | 9 | SEM1 | FALL | 2018 | 0.50 | A | | |
| FINE AND PERFORMING ARTS | ART I | 9 | SEM1 | FALL | 2018 | 0.50 | A- | | |
| LIFE AND PHYSICAL SCIENCES | PHYSICAL SCI | 9 | SEM1 | FALL | 2018 | 0.50 | A | | |
| MATHEMATICS | GEOMETRY | 9 | SEM1 | FALL | 2018 | 0.50 | A- | | |
| MISCELLANEOUS | LEADERSHIP | 9 | SEM1 | FALL | 2018 | 0.50 | A | | |
| PHYSICAL, HEALTH, AND SAFETY EDUCATION | 9TH PE | 9 | SEM1 | FALL | 2018 | 0.50 | A | | |
| SOCIAL SCIENCES AND HISTORY | AP World History | 9 | SEM1 | FALL | 2018 | 0.50 | B | | |
| MISCELLANEOUS | ADVISORY | 9 | ALLYR | YEAR | 2019 | 0.25 | P | | |

***Credit earned data as reported into CEDS
All information contained herein is subject to FERPA

Student Name Student ID # SSID Grade

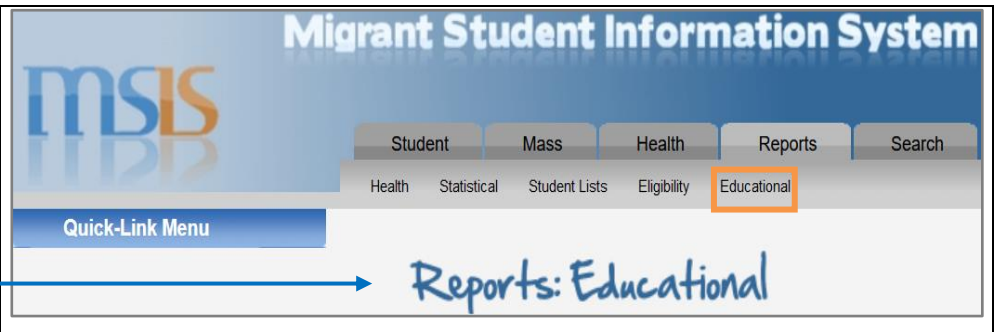
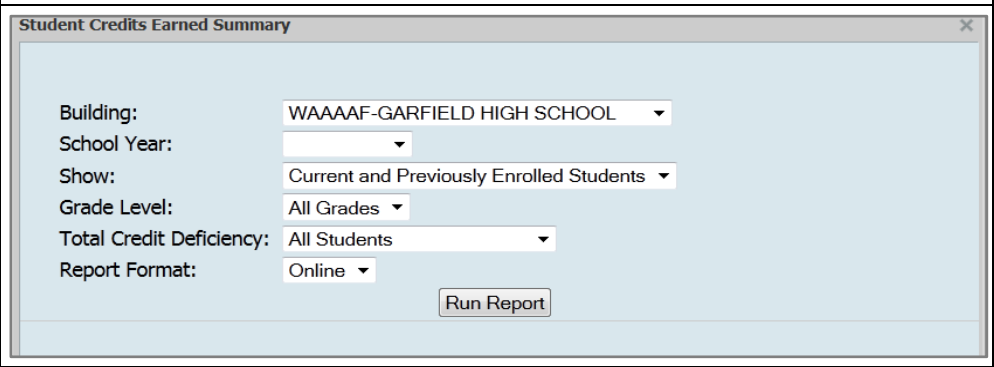
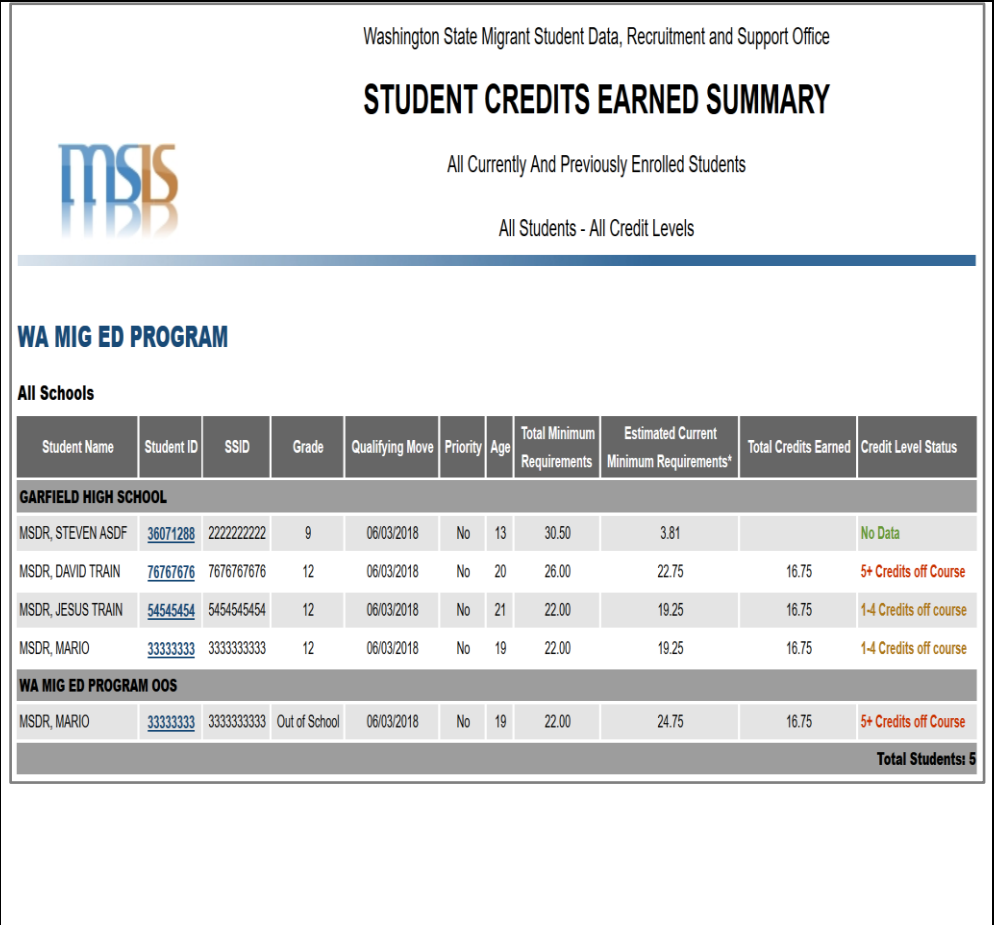
| Course Information | | | | | | Credits Earned | | Hours Attended | |
|--|----------------|--------------|------------------|------|------|----------------|-------------|----------------|-------|
| MSORS Subject Area | Course Title | Course Grade | Grading Per Type | Term | Year | # of Credits | Final Grade | Class Hours | Grade |
| COMPUTER AND INFORMATION SCIENCES | SPANISH I | 9 | SEM1 | FALL | 2018 | 0.50 | A- | | |
| COMPUTER AND INFORMATION SCIENCES | MICRO COMWEB D | 9 | SEM1 | FALL | 2018 | 0.50 | B- | | |
| ENGLISH LANGUAGE AND LITERATURE | ENGLISH 9 | 9 | SEM1 | FALL | 2018 | 0.50 | A | | |
| FINE AND PERFORMING ARTS | MARIACHI B | 9 | SEM1 | FALL | 2018 | 0.50 | A | | |
| LIFE AND PHYSICAL SCIENCES | PHYSICAL SCI | 9 | SEM1 | FALL | 2018 | 0.50 | A- | | |
| MATHEMATICS | GEOMETRY | 9 | SEM1 | FALL | 2018 | 0.50 | B | | |
| PHYSICAL, HEALTH, AND SAFETY EDUCATION | 9TH PE | 9 | SEM1 | FALL | 2018 | 0.50 | A | | |
| MISCELLANEOUS | ADVISORY | 9 | ALLYR | YEAR | 2019 | 0.25 | P | | |

***Credit earned data as reported into CEDS
All information contained herein is subject to FERPA

Student Credits Earned Summary

This report lists the total number of credits individual students have earned and displays whether the student is on course, 1-4 credits behind peers, or 5+ credits behind peers.

Use this report to identify secondary students who are falling behind in credits towards graduation.

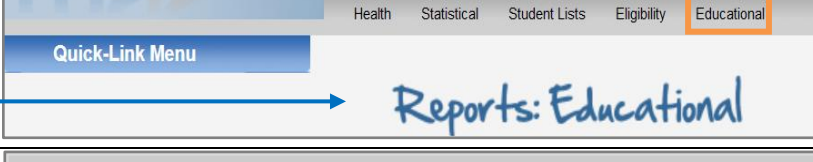
| | |
|--|---|
| <p>STEP 1: Select Educational tab to view Educational Reports</p> |  |
| <p>STEP 2: Select the criteria from the report selection screen</p> <p>Click "Run Report"</p> |  |
| <p>STEP 3: View Student Credits Earned Summary</p> |  |

Building Supplemental Services Summary

This report summarizes supplemental services by building.

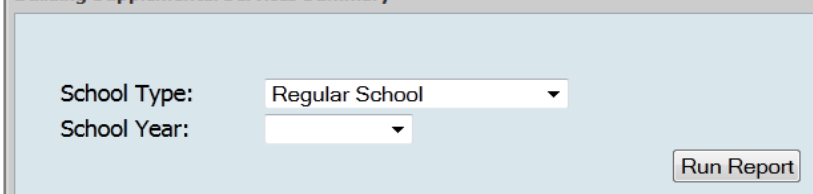
Use this report to review number of students receiving supplemental services by category and building.

STEP 1:
Select **Educational** tab to view Educational Reports

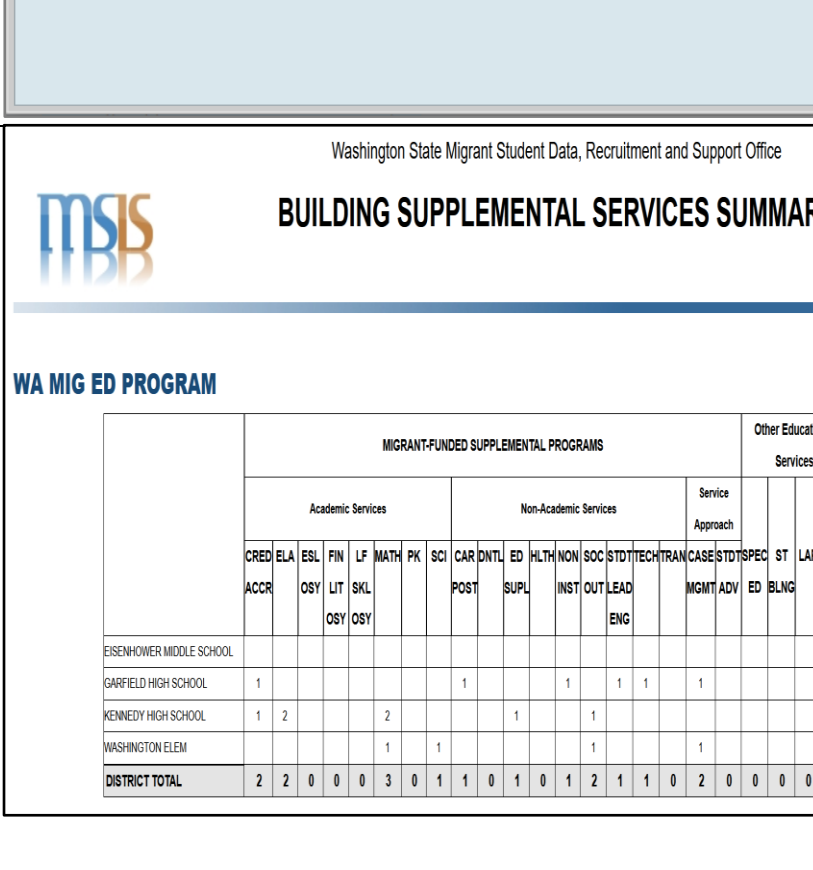


STEP 2:
Select the criteria from the report selection screen

Click
"Run Report"



STEP 3:
View Building Supplemental Services Summary



District Supplemental Services Summary

This report summarizes supplemental services by district

Use this report to view statewide migrant and non-migrant supplemental services provided to students.

STEP 1:
Select **Educational** tab to view Educational Reports

STEP 2:
Select the criteria from the report selection screen

Click "Run Report"

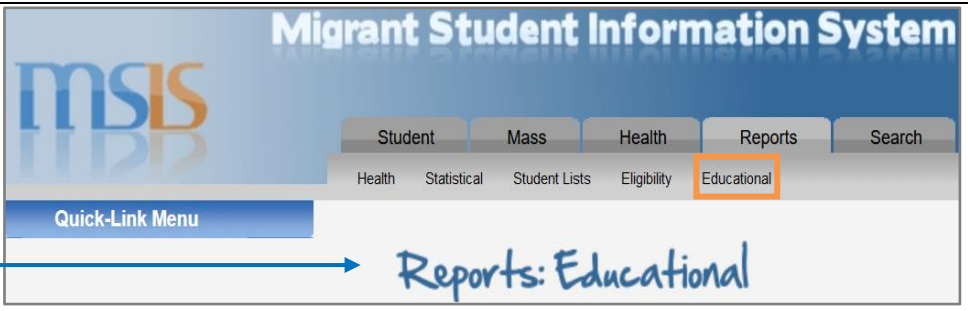
STEP 3:
View District Supplemental Services Summary

Student Supplemental Services Report

This report summarizes supplemental services by student.

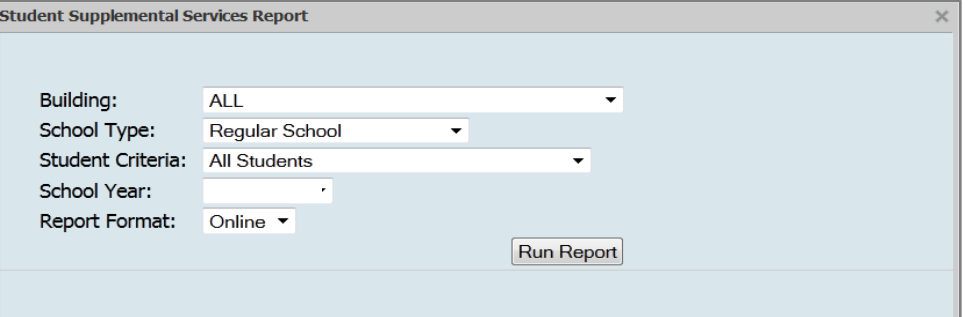
Use this report to view specific migrant supplemental services provided to an individual student.

STEP 1:
Select **Educational** tab to view Educational Reports



STEP 2:
Select the criteria from the report selection screen

Click "Run Report"



STEP 3:
View Student Supplemental Services Report

