

Melon Mambo Bloomin Love Card

Card #231





Bobbie Crouch
574-527-9592
lmd07@gmail.com
bobbiestamps.com



Measurements & Cuts

Card base-Melon Mambo cut at 5 1/2 x 8 1/2 scored at 4 1/4





Basic Black-5 1/2 x 2

<p>STEP 1</p> <p>Score the card base at 1 1/4. Place the 5 1/2 x 2 piece of Basic Black cardstock in the embossing folder and run through the Big Shot.</p>		
<p>STEP 2</p> <p>Place the heart die on a piece of Melon Mambo cardstock. Place the</p>		

Melon Mambo Bloomin Love Card

Card #231

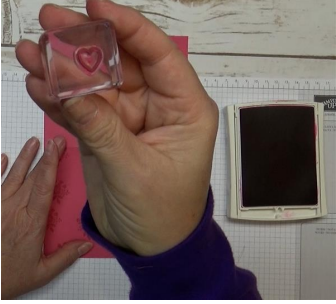


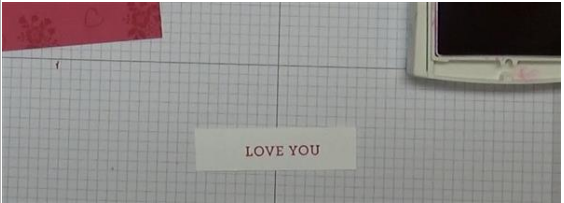


Bobbie Crouch
574-527-9592
lbmd07@gmail.com
bobbiestamps.com

<p>two small flowers</p> <p>on Basic Black cardstock and run through the Big Shot. You will need to have 2 larger flowers and 3 small flowers so you will have to repeat the steps for the flowers.</p>		
<p>STEP 3</p> <p>Using the brush and mat you can release the heat from the cardstock.</p>		
<p>STEP 4</p> <p>Using the flower image ink in Melon Mambo and stamp randomly on the card front. Make sure you turn the flower image so they are not all going in</p>		

Melon Mambo Bloomin Love Card

Card #231







Bobbie Crouch
574-527-9592
lmd07@gmail.com
bobbiestamps.com

<p>the same direction.</p>		
<p>STEP 5</p> <p>Using the heart image ink in Melon Mambo and stamp randomly on the card front. Make sure to turn the image so the hearts are going in different directions.</p>		
<p>STEP 6</p> <p>Using Melon Mambo ink stamp the "Love You" sentiment on the strip of Whisper White cardstock.</p>		
<p>STEP 7</p> <p>Using the Label Punch, punch the sentiment out. Using a small object tie the Basic Black ribbon around the</p>		

Melon Mambo Bloomin Love Card

Card #231

Bobbie Crouch
574-527-9592
lmd07@gmail.com
bobbiestamps.com



<p>object. Make a double know.</p>		
<p>STEP 8</p> <p>Slide the ribbon off the object and using your snips cut the knot. Place the ribbon on the Basic Black cardstock.</p>		
<p>STEP 9</p> <p>Using Fast Fuse attach the Basic Black cardstock to the center of the card base.</p>		
<p>STEP 10</p> <p>Using Tombow glue place a small amount of glue on the spots where the Basic Black flowers will be placed.</p>		
<p>STEP 11</p>		

Melon Mambo Bloomin Love Card

Card #231



Bobbie Crouch
574-527-9592
lmd07@gmail.com
bobbiestamps.com

Place the Pearls onto the centers of the flowers. Use larger ones for the bigger flowers and smaller ones for the smaller flowers. Place Dimensionals on the backs of the flowers.



STEP 12

Place the heart towards the left side of the card in the center. Place mini dimensionals on the back of the sentiment.



STEP 13

Place the sentiment in the lower right of the card. Your finished card should look like the image to the



Melon Mambo Bloomin Love Card

Card #231

Bobbie Crouch
574-527-9592
lmd07@gmail.com
bobbiestamps.com

right		
-------	--	--

Melon Mambo Bloomin Love Card

Card #231

Bobbie Crouch

574-527-9592

lbmd07@gmail.com

bobbiestamps.com

- [Bloomin' Love Photopolymer Stamp Set - 140643](#)
Price: \$17.00
- [Bloomin' Heart Thinlits Dies - 140621](#)
Price: \$25.00
- [Melon Mambo 8-1/2" X 11" Cardstock - 115320](#)
Price: \$8.00
- [Basic Black 8-1/2" X 11" Cardstock - 121045](#)
Price: \$8.00
- [Melon Mambo Classic Stampin' Pad - 126948](#)
Price: \$6.50
- [Pearl Basic Jewels - 144219](#)
Price: \$5.00
- [Basic Black 3/8" Shimmer Ribbon - 144129](#)
Price: \$7.00
- [Classic Label Punch - 141491](#)
Price: \$18.00
- [Garden Trellis Textured Impressions Embossing Folder - 143741](#)
Price: \$7.50
- [Big Shot Die Brush - New Configuration - 144262](#)
Price: \$12.50
- [Precision Base Plate - 139684](#)
Price: \$25.00
- [Big Shot Platform - 142802](#)
Price: \$26.00
- [Magnetic Platform - 130658](#)
Price: \$40.00
- [Paper Snips - 103579](#)
Price: \$10.00
- [Bone Folder - 102300](#)
Price: \$7.00

Melon Mambo Bloomin Love Card

Card #231

Bobbie Crouch

574-527-9592

lmd07@gmail.com

bobbiestamps.com

- [Snail Adhesive - 104332](#)
Price: \$7.00
- [Multipurpose Liquid Glue - 110755](#)
Price: \$4.00
- [Stampin' Dimensionals - 104430](#)
Price: \$4.00