

Cards & Coffee Class

June 30, 2018

Card #1

Bobbie Crouch
574-527-9592
lbmd07@gmail.com
<http://bobbieamps.com>

BOBBIE STAMPS



Cards & Coffee Class Card #1

Southern Serenade Thank You Card



SUPPLIES:

Stamp sets: Southern Serenade

Inks: Memento Ink, Soft Sea Foam, Light & Dark Calypso Coral, Light & Dark Old Olive

Paper: Thick Whisper White, Old Olive, Calypso Coral

Embellishments: 5/8 Polka Dot Tulle Ribbon, Basic Pearls

Tools: Paper Trimmer, Paper Snips, Big Shot, 1 3/8 Scallop Circle Punch, 1 1/2 Circle Punch, Subtle Impressions Embossing Folder, Stampin' Dimensionals, snail.

Cards & Coffee Class

June 30, 2018

Card #1

Bobbie Crouch

574-527-9592

lbmd07@gmail.com

<http://bobbiestamps.com>

Directions

1. Cut a piece of Whisper White card stock to 4 1/4 x 11" and fold in half
2. Cut a piece of Old Olive Cardstock to 4 x 5 1/4 and layer on top of the Thick Whisper White card base.
3. Cut a piece of Calypso Coral to 3 3/4 x 5
4. Tie the Polka Dot Ribbon towards the bottom and secure with adhesive or tape
5. Ink the background from the Southern Serenade stamp set in Soft Seafoam Ink. Stamp off on a scrap piece of paper and then stamp on the Whisper White cardstock.
6. Stamp the flowers from the Southern Serenade stamp set in Memento ink over the stamped background image Color the flowers and leaves using Calypso Coral and Old Olive (light and dark) Stampin' Blends.
4. Cut out the image using the Stitched Shapes framelits.
5. Stamp the "Thank You" using Memento Ink on to a piece of Whisper White card stock. Use the 1 3/8 Scallop Punch to punch out.
6. Use the 1 1/2 Circle punch and punch out a circle using Old Olive card stock. Layer the "Thank You" on top of the Old Olive Circle.
7. Attach the finished oval to the card front using Stampin Dimensionals.
8. Attach the sentiment to the lower right side of the card base.

Cards & Coffee Class

June 30, 2018

Card #1

Bobbie Crouch

574-527-9592

lbmd07@gmail.com

<http://bobbie stamps.com>



[Southern Serenade](#)
[Clear-Mount Stamp](#)

[Set](#)

145921


Price: \$21.00



[Whisper White 8-1/2"](#)
[X 11" Thick Cardstock](#)

140272

Price: \$7.75



[Old Olive 8-1/2" X 11"](#)
[Cardstock](#)

100702

Price: \$8.50



[Calypso Coral 8-1/2"](#)
[X 11" Cardstock](#)

122925

Price: \$8.50



[Whisper White 8-1/2"](#)
[X 11" Cardstock](#)

100730

Price: \$9.75



[Soft Sea Foam](#)
[Classic Stampin' Pad](#)

147102

Price: \$7.50



[Tuxedo Black](#)
[Memento Ink Pad](#)

132708

Price: \$6.00



[Old Olive Stampin'](#)
[Blends Markers](#)
[Combo Pack](#)

144597

Price: \$9.00

Cards & Coffee Class

June 30, 2018

Card #1

Bobbie Crouch

574-527-9592

lmd07@gmail.com

<http://bobbiestamps.com>



[Calypso Coral](#)
[Stampin' Blends](#)
[Markers Combo Pack](#)

144045

Price: \$9.00



[Subtle Dynamic](#)
[Textured Impressions](#)
[Embossing Folder](#)

143706

Price: \$10.00



[1-3/8\"/>](#)

146139

Price: \$16.00



[1-1/2\"/>](#)

138299


Price: \$16.00



[Whisper White 5/8\"/>](#)

146912

Price: \$7.50



[Pearl Basic Jewels](#)

144219

Price: \$5.00



[Simply Shammy](#)

147042

Price: \$8.00



[Stampin' Pierce Mat](#)

126199

Price: \$5.00

Cards & Coffee Class

June 30, 2018

Card #1

Bobbie Crouch

574-527-9592

lbmd07@gmail.com

<http://bobbiestamps.com>



[Snail Adhesive](#)

104332

Price: \$7.00



[Stampin'](#)
[Dimensionals](#)

104430


Price: \$4.00



[Big Shot](#)

143263

Price: \$110.00



[Layering Ovals](#)
[Framelits Dies](#)

141706

Price: \$35.00