

Crossover Gatefold Card Instructions

Patti Dolan
patti@pspapercrafts.com
www.pspapercrafts.com

YouTube Video - <https://youtu.be/HEU70UU-2U8>



Measurements

Cardstock

- Card Base - 5-1/2 x 8-1/2, score at 2-1/8 on both sides to create the gatefold
- Flap pieces - 2 pieces cut at 2-3/4 x 4-1/8

Basic White

- Flap Mats - 2 pieces cut at 2-5/8 x 4
- Front Panel Mats - 2 pieces cut at 1-7/8 x 2-5/8
- Inside Layer - 3-7/8 x 5-1/8

Designer Series Paper

- Flaps - 2 pieces cut at 2-1/2 x 3-7/8
- Front Panels - 2 pieces cut at 1-3/4 x 2-1/2
- Inside Strip - 1 x 3-7/8

Instructions:

- Fold and burnish score lines on card base.
- Adhere the Designer Series Paper Flap pieces to the Basic White Flap Mats and then to the cardstock Flap pieces.
- Adhere the flaps to the top and bottom panels of the card base. Adhere the bottom flap to the left front panel and the top flap to the right front panel.
- Adhere the Designer Series Paper front panel pieces to the front panel mats and then to the card base above and below the flaps.
- Create a sentiment label and adhere to the front of the card.
- Stamp the inside layer and add the inside strip to the bottom.
- Add ribbon and embellishments as desired.

Crossover Gatefold Card Instructions

Patti Dolan
patti@pspapercrafts.com
www.pspapercrafts.com



- Love Notes 6 x 6 Mix & Match Designer Series Paper
- Garden Green Cardstock
- Basic White Cardstock
- Endless Love Stamp Set
- Heartfelt Hexagon Punch
- Flirty Flamingo Ink Pad
- Garden Green Chevron Ribbon
- Pearlized Faceted Circles



- Love Notes 6 x 6 Mix & Match Designer Series Paper
- Flirty Flamingo Cardstock
- Basic White Cardstock
- Endless Love Stamp Set
- 2" Circle Punch
- 2-3/8 Circle Punch
- Flirty Flamingo Ink Pad
- Garden Green Chevron Ribbon
- Pearlized Faceted Circles

Crossover Gatefold Card Instructions


Patti Dolan
patti@pspapercrafts.com
www.pspapercrafts.com



[Love Notes 6" X 6"](#)
[\(15.2 X 15.2 Cm\)](#)
[Mix & Match](#)
[Designer Series](#)
[Paper - 166985](#)
Price: \$12.50



[Flirty Flamingo 8-1/2" X 11"](#)
[Cardstock - 141416](#)
Price: \$14.00



[Basic White 8-1/2" X 11" Thick](#)
[Cardstock - 159229](#)
Price: \$17.00



[Garden Green 8-1/2" X 11"](#)
[Cardstock - 102584](#)
Price: \$14.00



[Heartfelt Hexagon Punch - 162888](#)
Price: \$25.00




[2" \(5.1 Cm\) Circle Punch - 133782](#)
Price: \$25.00



[2-3/8" \(6 Cm\) Circle Punch - 161354](#)
Price: \$25.00




[Flirty Flamingo Classic Stampin' Pad - 147052](#)
Price: \$9.00



[Endless Love Photopolymer Stamp Set \(English\) - 167055](#)
Price: \$20.00



[Garden Green 1/8" \(3.2 Mm\) Chevron Ribbon - 167212](#)
Price: \$8.00



[Pearlized Faceted Circles - 166978](#)
Price: \$8.00



[Take Your Pick - 144107](#)
Price: \$12.00



[Mini Glue Dots - 103683](#)
Price: \$7.25



[Multipurpose Liquid Glue - 110755](#)
Price: \$6.00

Add All to Cart