

# Crayon Resist Technique Instructions

Patti Dolan  
[patti@pspapercrafts.com](mailto:patti@pspapercrafts.com)  
[www.pspapercrafts.com](http://www.pspapercrafts.com)

YouTube Video - <https://youtu.be/Bq5b4nLe8vA>



## Measurements

### Cardstock

- Card Base - 5-1/2 x 8-1/2, score at 4-1/4

### Basic White

- Front Layer - 4 x 5-1/4
- Sentiment Label (if using)
- Inside Layer - 4 x 5-1/4

## Instructions:

- Fold and burnish card base.
- Stamp image on Basic White Layer in Black Memento Ink.
- Use markers to color the image.
- Use a white crayon to color all around the outside of the image, coloring outside of the black stamped lines.
- Color the entire image with the white crayon.
- Use ink and a Blending Brush to add color around the image
- Use a tissue to wipe the ink off the ink. The crayon should resist the ink so you can easily wipe it off.
- Stamp a sentiment or add a label and embellish as desired.
- Adhere the layer to the card front.
- Stamp the inside layer and adhere to the inside of the card.

# Crayon Resist Technique Instructions

Patti Dolan

[patti@pspapercrafts.com](mailto:patti@pspapercrafts.com)

[www.pspapercrafts.com](http://www.pspapercrafts.com)



- Simply Beautiful Stamp Set
- Azure Afternoon Cardstock
- Basic White Cardstock
- Black Memento Ink Pad
- Azure Afternoon Ink Pad
- Peach Pie Stampin' Blends Marker
- Old Olive Stampin' Blends Marker
- Peach Pie Flat Petals



- Fragrant Layers Stamp Set
- Azure Afternoon Cardstock
- Basic White Cardstock
- Black Memento Ink Pad
- Strawberry Slush Stampin' Blends Marker
- Granny Apple Green Stampin' Blends Marker
- Darling Duckling Stampin' Blends Marker
- Strawberry Slush Gems

# Crayon Resist Technique Instructions


Patti Dolan

[patti@pspapercrafts.com](mailto:patti@pspapercrafts.com)  
[www.pspapercrafts.com](http://www.pspapercrafts.com)




[Simply Beautiful  
Photopolymer  
Stamp Set  
\(English\) - 166958](#)

Price: \$24.00



[Azure Afternoon 8-  
1/2" X 11"  
Cardstock -  
161719](#)

Price: \$14.00



[Basic White 8-1/2"  
X 11" Cardstock -  
166780](#)

Price: \$14.00




[Tuxedo Black  
Memento Ink Pad -  
132708](#)

Price: \$8.00



[Azure Afternoon  
Classic Stampin'  
Pad - 161663](#)

Price: \$9.00



[Peach Pie  
Stampin' Blends  
Combo Pack -  
163827](#)

Price: \$11.00



[Old Olive Stampin'  
Blends Combo  
Pack - 154892](#)

Price: \$11.00




[Strawberry Slush &  
Pretty In Pink  
Gems - 165615](#)

Price: \$8.50



[Fragrant Layers  
Photopolymer  
Stamp Set  
\(English\) - 167150](#)

Price: \$24.00




[Strawberry Slush  
Stampin' Blends  
Combo Pack -  
165290](#)

Price: \$11.00




[Granny Apple  
Green Stampin'  
Blends Combo  
Pack - 154885](#)

Price: \$11.00



[2025-2027 In  
Color™ Flat Pearls  
- 165192](#)

Price: \$8.50



[Darling Duckling  
Stampin' Blends  
Combo Pack -  
165288](#)

Price: \$11.00



[Take Your Pick -  
144107](#)

Price: \$12.00



[Blending Brushes -  
153611](#)

Price: \$15.00

Add All to Cart