

# Eclipse Card Instructions

Patti Dolan  
[patti@pspapercrafts.com](mailto:patti@pspapercrafts.com)  
[www.pspapercrafts.com](http://www.pspapercrafts.com)

YouTube Video - <https://youtu.be/XdcGy0Zxg6c>



## Measurements

### Slimline Card

- Card Base - 8 x 9-1/4, score at 4
- Designer Series Paper Layer - 3-1/4 x 8-3/4
- Inside Layer - 3-1/4 x 8-3/4

### A2 Size Card (4-1/4 x 5-1/2)

- Card Base - 5-1/2 x 8-1/2, score at 4-1/4
- Designer Series Paper Layer - 4 x 5-1/4
- Inside Layer - 4 x 5-1/4

## Instructions

- Fold and burnish card base.
- Use the Party Alphabet Dies to die cut the letters from the Designer Series Paper layer.
- Adhere the Designer Series Paper layer to the card base. If there are parts of the letters like the inside of the D and A, you'll need to adhere them to the card base. To get them in the correct position, lay the letter in, and then glue the inside piece.
- Adhere the letters in their place using Dimensionals.
- Embellish as desired.
- Stamp the inside and adhere the inside of the card.

# Eclipse Card Instructions

Patti Dolan  
[patti@pspapercrafts.com](mailto:patti@pspapercrafts.com)  
[www.pspapercrafts.com](http://www.pspapercrafts.com)



## Products Used:

- Waterside Retreat Designer Series Paper
- Azure Afternoon Cardstock
- Basic White Cardstock
- Relaxing Waterside Stamp Set
- Party Alphabet Dies
- Old Olive Ink Pad
- Azure Afternoon Ink Pads
- Sunset Sparkle Sequins



## Products Used:

- Silly Old Bear Designer Series Paper
- Early Espresso Cardstock
- Very Vanilla Cardstock
- Balloon Festoon Stamp Set
- Party Alphabet Dies
- Early Espresso Ink Pad
- Earthy Matte Dots

# Eclipse Card Instructions

Patti Dolan


[patti@pspapercrafts.com](mailto:patti@pspapercrafts.com)

[www.pspapercrafts.com](http://www.pspapercrafts.com)




[Waterside Retreat  
12" X 12" \(30.5 X  
30.5 Cm\) Designer  
Series Paper -  
167920](#)

Price: \$13.00



[Azure Afternoon 8-  
1/2" X 11"  
Cardstock -  
161719](#)

Price: \$14.00




[Basic White 8-1/2"  
X 11" Cardstock -  
166780](#)

Price: \$14.00



[Party Alphabet  
Dies - 165263](#)

Price: \$99.00



[Relaxing  
Waterside  
Photopolymer  
Stamp Set  
\(English\) - 167922](#)

Price: \$20.00



[Old Olive Classic  
Stampin' Pad -  
147090](#)

Price: \$11.00



[Azure Afternoon  
Classic Stampin'  
Pad - 161663](#)

Price: \$11.00



[Sunset Sparkle  
Sequins - 167785](#)

Price: \$8.50




[Silly Old Bear 12"  
X 12" \(30.5 X 30.5  
Cm\) Designer  
Series Paper -  
167616](#)

Price: \$13.00



[Early Espresso 8-  
1/2" X 11"  
Cardstock -  
119686](#)

Price: \$14.00




[Very Vanilla 8-1/2"  
X 11" Cardstock -  
166784](#)

Price: \$14.00



[Balloon Festoon  
Photopolymer  
Stamp Set  
\(English\) - 167602](#)

Price: \$21.00



[Earthy Matte Dots  
- 167213](#)

Price: \$9.00



[Take Your Pick -  
144107](#)

Price: \$12.00



[Stampin'  
Dimensionals -  
104430](#)

Price: \$5.00

# Eclipse Card Instructions

Patti Dolan

[patti@pspapercrafts.com](mailto:patti@pspapercrafts.com)

[www.pspapercrafts.com](http://www.pspapercrafts.com)



[Multipurpose  
Liquid Glue -  
110755](#)

Price: \$6.50



[Paper Trimmer -  
152392](#)

Price: \$28.00



[Stampin' Cut &  
Emboss Machine -  
149653](#)

Price: \$140.00

Add All to Cart