

Triangle Gate Fold Project Sheet

Patti Dolan
patti@pspapercrafts.com
www.pspapercrafts.com

YouTube Video - <https://youtu.be/jHmuRFdHpcw>



Measurements (in inches)

Cardstock

- Card Base - 4-1/4 x 5-1/2
- Mat for Front Diamond - 2-3/4 x 2-3/4
- Mat for sentiment (if using) - 1-1/2 x 1-1/2

Basic White

- Front Diamond - 2-1/2 x 2-1/2
- Inside Layer - 3 x 4-1/4
- Sentiment Square (if using) - 1-1/4 x 1-1/4
- Scraps for die cutting

Designer Series Paper

- 5-1/4 x 12, score at 2, 4, 8 and 10

Instructions:

- Fold and burnish the Designer Series Paper as shown on the video.
- Measure down from the top and mark at 2-1/4. Do this both front flaps.
- Cut from the fold line to the mark. Keep the triangle pieces you cut off.
- Adhere the triangles to the bottom of the front flaps. Make sure you are using the correct pieces before you adhere them. They are longer on one side of the triangle.
- Stamp and decorate the white diamond piece and adhere to the diamond mat. Adhere to the front fold. Be sure to only put adhesive on one side of the diamond so the card can open.
- If you are adding a sentiment label, stamp on the small white square and adhere to the mat. Adhere the sentiment to the card with Dimensionals. Don't put Dimensionals on the top left area so that the diamond piece can fold behind it.
- Stamp the inside layer and adhere to the inside of the card.
- Embellish as desired.

Triangle Gate Fold Project Sheet

Patti Dolan

patti@pspapercrafts.com

www.pspapercrafts.com



Details for this Card:

- Modern Christmas Specialty Designer Series Paper
- Thick Basic White Cardstock
- Basic Black Cardstock
- Basic White Cardstock
- Ornamental Christmas Bundle (Stamp Set & Dies)
- Versamark Ink Pad
- Gold Embossing Powder
- Neutral Matte Dots



Details for this Card:

- Floral Charm Designer Series Paper
- Night of Navy Cardstock
- Basic White Cardstock
- Charming Day Bundle (Stamp Set & Dies)
- Timid Tiger Ink Pad
- Timid Tiger Flat Pearls

Triangle Gate Fold Project Sheet

Patti Dolan


patti@pspapercrafts.com

www.pspapercrafts.com



[Ornamental Christmas Bundle \(English\) - 166001](#)

Price: \$51.25



[Modern Christmas 12" X 12" \(30.5 X 30.5 Cm\) Specialty Designer Series Paper - 165990](#)

Price: \$16.50




[Basic White 8-1/2" X 11" Thick Cardstock - 159229](#)

Price: \$17.00



[Basic Black 8-1/2" X 11" Cardstock - 121045](#)

Price: \$14.00



[Basic White 8-1/2" X 11" Cardstock - 166780](#)

Price: \$14.00



[VersaMark Pad - 102283](#)

Price: \$9.50



[Metallics Wow! Embossing Powder - 165678](#)

Price: \$21.00




[Embossing Additions Tool Kit - 159971](#)

Price: \$27.00



[Heat Tool - 129053](#)

Price: \$32.00



[Neutral Matte Dots - 165561](#)

Price: \$8.00




[Charming Day Bundle \(English\) - 166136](#)

Price: \$52.00



[Floral Charm 12" X 12" \(30.5 X 30.5 Cm\) Designer Series Paper - 166125](#)

Price: \$12.50




[Night Of Navy 8-1/2" X 11" Cardstock - 100867](#)

Price: \$14.00



[Timid Tiger Classic Stampin' Pad - 165278](#)

Price: \$9.00



[2025-2027 In Color™ Flat Pearls - 165192](#)

Price: \$8.50

Triangle Gate Fold Project Sheet

Patti Dolan

patti@pspapercrafts.com

www.pspapercrafts.com



[Take Your Pick -
144107](#)

Price: \$12.00



[Stampin'
Dimensionals -
104430](#)

Price: \$4.25



[Stampin' Seal+ -
149699](#)

Price: \$12.00



[Multipurpose
Liquid Glue -
110755](#)

Price: \$6.00



[Paper Trimmer -
152392](#)

Price: \$28.00

Add All to Cart