

Bargello Technique Instructions

Patti Dolan
patti@pspapercrafts.com
www.pspapercrafts.com

YouTube Video - <http://youtu.be/WyIBsiZbgTs>



Measurements

Cardstock

- Card Base - 5-1/2 x 8-1/2, score at 4-1/4

Basic White

- Front Layer - 4 x 5-1/4
- Sentiment Label
- Inside Layer - 4 x 5-1/4

Designer Series Paper

- 3 different patterns, about four strips of each cut at 1/2 x 6. Tip - select one dark piece to help create the pattern.

Adhesive Sheets

- 2 pieces - 6 x 6

Copy Paper

- 2 pieces - 6 x 6

Note - I cut one of the pieces of copy paper and one of the adhesive sheet to 4 x 5-1/4 on the video but I think a little bigger would give more room to adhere the papers.

Bargello Technique Instructions

Patti Dolan
patti@pspapercrafts.com
www.pspapercrafts.com

Instructions:

- Fold and burnish card base.
- Adhere the 6 x 6 Adhesive Sheet to the 6 x 6 copy paper and then remove the release paper.
- Adhere the strips to the sticky side of the copy paper following a pattern. Make sure they line up close together.
- Trim off the edges if needed to create a clean edge.
- Cut 1/2" strips across the strips. I cut them at 3/4" on the lavender card.
- Adhere the other Adhesive Sheet to the piece of copy paper and remove the release paper.
- Adhere the strips creating a pattern. Tip - lay out the strips to figure out the pattern you like.
- Trim down to 3-3/4 x 5 and then adhere to the Basic White layer. Adhere to the card base.
- Die cut the label and stamp the sentiment and adhere using Dimensionals.
- Embellish as desired.

Bargello Technique Instructions

Patti Dolan

patti@pspapercrafts.com

www.pspapercrafts.com



Details for this Card: (Note the Mixed Media Florals Designer Series Paper, Mixed Labels Bundle & Low Profile Dots are Online Exclusives and will be available for purchase starting Jan. 7, 2025.)

- Mixed Media Florals Designer Series Paper
- Basic Black Cardstock
- Basic White Cardstock
- Adhesive Sheets
- Mixed Labels Bundle (Stamp Set & Dies)
- Black Memento Ink
- Low Profile Dots



C

Details for this Card:

- Perennial Lavender Designer Series Paper
- Pretty Peacock Cardstock
- Basic White Cardstock
- Unbounded Love Bundle (Stamp Set & Dies)
- Gorgeous Grape Ink
- Purple Fine Shimmer Gems

Bargello Technique Instructions

Patti Dolan


patti@pspapercrafts.com

www.pspapercrafts.com



[Basic Black 8-1/2\"/>
X 11\" Cardstock -
121045](#)

Price: \$11.50



[Basic White 8-1/2\"/>
X 11\" Cardstock -
159276](#)

Price: \$13.00




[Adhesive Sheets -
152334](#)

Price: \$11.50



[Tuxedo Black
Memento Ink Pad -
132708](#)

Price: \$8.00



[Perennial
Lavender 12\" X
12\" \(30.5 X 30.5
Cm\) Designer
Series Paper -
162593](#)

Price: \$12.50



[Pretty Peacock 8-
1/2\" X 11\"
Cardstock -
150880](#)

Price: \$11.50




[Unbounded Love
Bundle \(English\) -
163384](#)

Price: \$54.75



[Gorgeous Grape
Classic Stampin'
Pad - 147099](#)

Price: \$9.00



[Purple Fine
Shimmer Gems -
162611](#)

Price: \$8.00



[Paper Trimmer -
152392](#)

Price: \$28.00



[Take Your Pick -
144107](#)

Price: \$12.00



[Stampin'
Dimensionals -
104430](#)

Price: \$4.25

Add All to Cart