

Partial Ink Blending Technique Instructions

Patti Dolan
patti@pspapercrafts.com
www.pspapercrafts.com

YouTube Video - <https://youtu.be/MJj8vFBPhcg>



Note: the stamp sets I used for both cards will be available for purchase starting Jan. 6, 2026.

Measurements

Cardstock

- Card Base - 5-1/2 x 8-1/2, score at 4-1/4
- Front Layer - 3-7/8 x 5-1/8
- Inside Layer - 3-7/8 x 5-1/8

Basic White

- Front Layer - 3-3/4 x 5
- Inside Layer - 3-3/4 x 5

Masking Paper

- Inside Layer - 3-3/4 x 5

Instructions:

- Fold and burnish card base.
- Use a rectangle die to die cut the piece of Masking Paper leaving a wide border on the bottom and narrow border on 2 sides (see video).
- Peel off the release paper from the back and adhere Masking Paper to the front Basic White layer.
- Use Blending Brushes to blend ink on the layer.
- Stamp an image on the layer in black ink.
- Carefully peel off the masking paper.
- Stamp a sentiment in black ink at the bottom of the layer.
- Adhere to the black front layer and then to the card base.
- Stamp image and/or sentiment on the inside layer. Adhere to the black layer and then to the inside of the card.

Partial Ink Blending Technique Instructions

Patti Dolan

patti@pspapercrafts.com

www.pspapercrafts.com



- Thick Basic White Cardstock
- Basic Black Cardstock
- Basic White Cardstock
- Masking Paper
- Nature's Symphony Stamp Set
- Textured Notes Dies
- Black Memento Ink Pad
- Daffodil Delight Ink Pad
- Azure Afternoon Ink Pad
- Fresh Freesia Ink Pad



- Thick Basic White Cardstock
- Basic Black Cardstock
- Basic White Cardstock
- Masking Paper
- Beautifully Celebrated Stamp Set
- Lovely Arrangements Stamp Set
- Textured Notes Dies
- Black Memento Ink Pad
- Daffodil Delight Ink Pad
- Azure Afternoon Ink Pad
- Fresh Freesia Ink Pad


Partial Ink Blending Technique Instructions

Patti Dolan
patti@pspapercrafts.com
www.pspapercrafts.com




[Basic White 8-1/2\"/>
X 11\" Thick
Cardstock -
159229](#)

Price: \$17.00



[Basic Black 8-1/2\"/>
X 11\" Cardstock -
121045](#)

Price: \$14.00




[Basic White 8-1/2\"/>
X 11\" Cardstock -
166780](#)

Price: \$14.00



[Stampin' Up!
Masking Paper -
155480](#)

Price: \$7.00



[Textured Notes
Dies - 165555](#)

Price: \$31.00



[Tuxedo Black
Memento Ink Pad -
132708](#)

Price: \$8.00



[Daffodil Delight
Classic Stampin'
Pad - 147094](#)

Price: \$9.00



[Azure Afternoon
Classic Stampin'
Pad - 161663](#)

Price: \$9.00



[Fresh Freesia
Classic Stampin'
Pad - 155611](#)

Price: \$9.00



[Blending Brushes -
153611](#)

Price: \$15.00

Add All to Cart