

Baby Wipe Technique Instructions

Patti Dolan
patti@pspapercrafts.com
www.pspapercrafts.com

YouTube Video - https://youtu.be/Ffw5_Q8Q9tU



Measurements (in inches)

Cardstock

- Card Base - 5-1/2 x 8-1/2, score at 4-1/4
- Mat for label

Basic White

- Front Layer - 4 x 5-1/4
- Label
- Inside Layer - 4 x 5-1/4

Instructions:

- Fold and burnish the card base.
- Layer 2 or 3 baby wipes and place them on a nonporous surface. I used an empty stamp case.
- Squeeze drops of ink refills onto the baby wipe. Use multiple colors and fill in to an area that will fit the largest stamp you plan to use.
- Press your stamp onto the baby wipe and then stamp on the white layer. Start with the largest image and then continue with the next size filling in with the smallest.
- Adhere the layer to the card base.
- Stamp the sentiment on the white label and adhere to the mat, then to the card with Dimensionals.
- Embellish as desired.

Baby Wipe Technique Instructions

Patti Dolan

patti@pspapercrafts.com

www.pspapercrafts.com



Baby Wipe Technique Instructions

Patti Dolan

patti@pspapercrafts.com

www.pspapercrafts.com



Products Used:

- Gathering Moments Stamp Set
- Artistic Leaves Stamp Set
- Charming Day Stamp Set
- Label Me Grateful Dies
- Cherry Cobbler Cardstock
- Timid Tiger Cardstock
- Granny Apple Green Cardstock
- Basic White Cardstock
- Blackberry Bliss Cardstock
- Calypso Coral Cardstock
- Ink Refills - Granny Apple Green, Cherry Cobbler, Timid Tiger, Darling Duckling (cards I made on the video)
- Ink Refills - Granny Apple Green, Blackberry Bliss, Daffodil Delight, Calypso Coral
- Timid Tiger, Granny Apple Green, Calypso Coral, Blackberry Bliss Ink Pads
- Low Profile Sparkle Dots
- 2025-2027 In Color Flat Pearls

Baby Wipe Technique Instructions

Patti Dolan

patti@pspapercrafts.com

www.pspapercrafts.com



[Gathering Moments Cling Stamp Set \(English\) - 165970](#)

Price: \$26.00



[Artistic Leaves Photopolymer Stamp Set \(English\) - 166162](#)

Price: \$20.00



[Charming Day Cling Stamp Set \(English\) - 166126](#)

Price: \$23.00




[Label Me Grateful Dies - 166111](#)

Price: \$24.00



[Cherry Cobbler 8-1/2" X 11" Cardstock - 119685](#)

Price: \$14.00




[Timid Tiger 8-1/2" X 11" Cardstock - 165626](#)

Price: \$14.00



[Granny Apple Green 8-1/2" X 11" Cardstock - 146990](#)

Price: \$14.00



[Basic White 8-1/2" X 11" Cardstock - 166780](#)

Price: \$14.00



[Blackberry Bliss 8-1/2" X 11" Cardstock - 133675](#)

Price: \$14.00



[Calypso Coral 8-1/2" X 11" Cardstock - 122925](#)

Price: \$14.00



[Granny Apple Green Classic Stampin' Ink Refill - 147163](#)

Price: \$5.50



[Cherry Cobbler Classic Stampin' Ink Refill - 119788](#)

Price: \$5.50



[Timid Tiger Classic Stampin' Ink Refill - 165283](#)

Price: \$5.50



[Darling Duckling Classic Stampin' Ink Refill - 165280](#)

Price: \$5.50



[Blackberry Bliss Classic Stampin' Ink Refill - 133648](#)

Price: \$5.50

Baby Wipe Technique Instructions

Patti Dolan

patti@pspapercrafts.com

www.pspapercrafts.com



[Daffodil Delight
Classic Stampin'
Ink Refill - 119672](#)

Price: \$5.50



[Calypso Coral
Classic Stampin'
Ink Refill - 122934](#)

Price: \$5.50



[Timid Tiger Classic
Stampin' Pad -
165278](#)

Price: \$9.00



[Granny Apple
Green Classic
Stampin' Pad -
147095](#)

Price: \$9.00




[Calypso Coral
Classic Stampin'
Pad - 147101](#)

Price: \$9.00



[Blackberry Bliss
Classic Stampin'
Pad - 147092](#)

Price: \$9.00



[Low Profile
Sparkle Dots -
166157](#)

Price: \$9.50



[2025-2027 In
Color™ Flat Pearls
- 165192](#)

Price: \$8.50



[Take Your Pick -
144107](#)

Price: \$12.00



[Bulk Clear-Mount
Stamp Cases -
119105](#)

Price: \$9.00



[Stampin'
Dimensionals -
104430](#)

Price: \$4.25



[Multipurpose
Liquid Glue -
110755](#)

Price: \$6.00



[Stampin' Seal+ -
149699](#)

Price: \$12.00

Add All to Cart