

Kit Kat Kompact

Place Order

lorriheiling@gmail.com

confessionsofastampingaddict.com



Paper:

- Basic Black
6 3/4" x 4" scored at 1 3/4", 2 1/4", 4 3/4", 5 1/4" on long side
3" x 4", scored at 1/2" on short side
5 1/2" x 2"
- Smoky Slate
Scrap piece
- Sparkle Glimmer Paper
Scrap piece
- Silver Foil Sheet
2 1/4" x 3 3/4"

Instructions:

1. Fold larger black cardstock on score lines and wrap around Kit Kat candybar using Tear & Tape.
2. Fold smaller black cardstock on score line and add Tear and Tape on 1/2" side. This is lid of the compact.
3. Adhere these two together, placing the Tear & Tape edge on one side of the Kit Kat bar as shown.
4. Punch out (6) 1" circles from Sparkle Glimmer Paper



Kit Kat Kompact

Place Order
lorriheiling@gmail.com
confessionsofastampingaddict.com

5. Color them in with Blends listed below
6. Adhere to inside of compact
7. Punch at least 1 petal from Smoky Slate cardstock using Daisy Punch
8. Adhere to inside of compact.
9. Punch the top leaf from Sparkl Glimmer Paper using Leaf Punch
10. Trim leaf by cutting the tip off the bottom and rounding the top
11. Adhere to inside of compact using a Mini Dimensional
12. Stamp "hello fabulous" sentiment on Silver Foil Sheet using Jet Black Stazon ink
13. Adhere to inside flap of compact.
14. Die cut Detailed Band out of black cardstock.
15. Adhere to top of compact using Multipurpose Liquid Glue.
16. Adhere cut out from Detailed Band die to top of compact using Dimensionals.
17. Add Clear Faceted Gem and Rhinestones Basic Jewels on top!

Kit Kat Kompact

Place Order
lorriheiling@gmail.com
confessionsofastampingaddict.com



[Dressed To Impress Photopolymer Stamp Set \(English\) - 151666](#)

Price: \$18.00

Add to Cart



[Old Olive Light Stampin' Blends Marker - 144574](#)

Price: \$4.50

Add to Cart



[Balmy Blue Light Stampin' Blends Marker - 148540](#)

Price: \$4.50

Add to Cart



[Flirty Flamingo Light Stampin' Blends Marker - 147031](#)

Price: \$4.50

Add to Cart



[Calypso Coral Light Stampin' Blends Marker - 144042](#)

Price: \$4.50

Add to Cart



[So Saffron Light Stampin' Blends Marker - 149555](#)

Price: \$4.50

Add to Cart



[Purple Posy Light Stampin' Blends Marker - 149564](#)

Price: \$4.50


Add to Cart



[Jet Black Stazon Ink Pad - 101406](#)

Price: \$10.00


Add to Cart



[Basic Black 8-1/2" X 11" Cardstock - 121045](#)

Price: \$8.75

Add to Cart



[Smoky Slate 8-1/2" X 11" Cardstock - 131202](#)

Price: \$8.75

Add to Cart



[Sparkle Glimmer Paper - 146957](#)

Price: \$5.00


Add to Cart



[Silver Foil Sheets - 132178](#)

Price: \$5.00

Add to Cart



[Detailed Bands Dies - 149549](#)

Price: \$38.00

Add to Cart



[1" \(2.5 Cm\) Circle Punch - 119868](#)

Price: \$13.00

Add to Cart



[Daisy Punch - 143713](#)

Price: \$18.00

Add to Cart

Kit Kat Kompact


Place Order
lorryheiling@gmail.com
confessionsofastampingaddict.com



[Leaf Punch - 144667](#)

Price: \$16.00

Add to Cart



[Rhinstone Basic Jewels - 144220](#)

Price: \$5.00

Add to Cart



[Clear Faceted Gems - 144142](#)

Price: \$5.00

Add to Cart



[Tear & Tape Adhesive - 138995](#)

Price: \$7.00

Add to Cart



[Mini Stampin' Dimensionals - 144108](#)

Price: \$4.00

Add to Cart



[Multipurpose Liquid Glue - 110755](#)

Price: \$4.00

Add to Cart