

Thank You Friend

Jackie Beers

jackie@jackiebeers.com

BlueLineStamping.com



1. This card begins with a base of Bermuda Bay cardstock cut to 5 1/2 X 8 1/2. It is scored on the long side at 1 1/2 and 5 3/4. Fold and burnish the score lines.
2. The layer is Soft Sea Foam and is cut 5 1/4 X 2 1/2 for the top section and 5 1/4 X 1 1/4 for the bottom.
3. The DSP is the Pretty Prints Designer Series Paper. These pieces are cut to 5 X 2 1/4 and 5 X 1. Layer with the Sea Foam and adhere to the card base.
4. The stamped layer is Bermuda Bay cut to 3 3/8 X 3 3/8 and a White layer cut to 3 1/4 X 3 1/4.
5. The stamped background is made using Clear Block D and inking with Soft Sea Foam Ink. The typewriter is stamped using Memento Tuxedo Black Ink after the background dries a minute.
6. Layer the focal layers and adhere in your preferred location. But only adhere to the larger flap.
7. The inside has a White layer of 5 1/4 X 4.

Thank You Friend

Jackie Beers

jackie@jackiebeers.com

Bluelinestamping.com




Forever Friendship
Cling Stamp Set
(English) - 159902

Price: \$22.00




Pretty Prints 12" X
12" (30.5 X 30.5
Cm) Designer
Series Paper -
159245

Price: \$12.00




Fine Sparkle
Adhesive Backed
Gems - 159967

Price: \$7.50




Bermuda Bay 8-
1/2" X 11"
Cardstock -
131197

Price: \$9.25



Soft Sea Foam 8-
1/2" X 11"
Cardstock -
146988

Price: \$9.25



Basic White 8-1/2"
X 11" Cardstock -
159276

Price: \$10.25



Soft Sea Foam
Classic Stampin'
Pad - 147102

Price: \$8.00



Tuxedo Black
Memento Ink Pad -
132708

Price: \$6.00



Clear Block D -
118485

Price: \$9.00