

# Folded Pinwheel card

Jackie Beers

[jackie@jackiebeers.com](mailto:jackie@jackiebeers.com)

[Bluelinestamping.com](http://Bluelinestamping.com)



1. The star of this card is the Fun Fold of the Pinwheel. The pinwheel is cased from Karen Titus.
2. To make the pinwheel, begin with a 6X6 piece of the Fresh As A Daisy DSP. Score each side at 1 1/2. (You must decide here which side you want to be showing on front and inside.) I chose the gold inside, so at this point I have the gold side facing up on my table.
3. Fold all of the score lines towards the center and burnish. You will have all of the Daisy print showing.
4. Next, with the flap on your right, fold the top right corner back and flush with the score line. Turn the square counter clockwise and repeat on the next flap. Work your way around the card. To close the pinwheel, work around as you just did going counterclockwise and lay each flap on top of the last. When you get to the last flap, the not folded end will tuck beneath the one above it.
5. For the layers and stamping. The card base is Wild Wheat that is cut 4 1/4 X 11, and scored and folded at 5 1/2.
6. The first layer is Basic White that is cut 4 X 5 1/4 and adhered to the Wild Wheat. The next layer is Moody Mauve and is cut 3 3/4 X 5 and adhered to the Basic White layer.
7. The Bubble Bath layers are 3 1/4 X 3 1/4 to go behind the pinwheel, and 3 1/4 X 1 1/8 behind the sentiment. Adhere both of these to the card layers centering them as shown in the photo.
8. The stamps are from the Beautiful Balloons stamp set. The front sentiment is stamped using Memento Tuxedo Black Ink on a piece of Basic White that is 3 X 7/8.
9. The inside of the pinwheel is a Basic White piece that measures 2 3/4 X 2 3/4. Stamp the sentiment using Moody Mauve Ink and the balloon with Bubble Bath Ink. The string is Wild Wheat Ink.
10. Open the Pinwheel and adhere the stamped image to the inside. Then layer the pinwheel onto the front of the card.

# Folded Pinwheel card

Jackie Beers

[jackie@jackiebeers.com](mailto:jackie@jackiebeers.com)

[Bluelinestamping.com](http://Bluelinestamping.com)




Beautiful Balloons  
Photopolymer  
Stamp Set  
(English) - 161450

Price: \$24.00




Fresh As A Daisy  
12" X 12" (30.5 X  
30.5 Cm) Designer  
Series Paper -  
161289

Price: \$12.50



Wild Wheat 8-1/2"  
X 11" Cardstock -  
161725

Price: \$10.00




Basic White 8-1/2"  
X 11" Cardstock -  
159276

Price: \$10.50



Moody Mauve 8-  
1/2" X 11"  
Cardstock -  
161723

Price: \$10.00



Bubble Bath 8-1/2"  
X 11" Cardstock -  
161718

Price: \$10.00



Tuxedo Black  
Memento Ink Pad -  
132708

Price: \$6.50



Moody Mauve  
Classic Stampin'  
Pad - 161649

Price: \$9.00



Bubble Bath  
Classic Stampin'  
Pad - 161664

Price: \$9.00



Wild Wheat  
Classic Stampin'  
Pad - 161651

Price: \$9.00



Simply Scored  
Scoring Tool -  
122334

Price: \$36.00



Paper Trimmer -  
152392

Price: \$26.00



Paper Snips  
Scissors - 103579

Price: \$11.00



Multipurpose  
Liquid Glue -  
110755

Price: \$5.50