

Postage Stamp Hugs

Jackie Beers

jackie@jackiebeers.com

Bluelinestamping.com




1. The "postage stamp" image is from the beautiful Splendid Autumn Designer Series paper.
2. A Basic White layer measuring 3 3/4 X 5 and the Die from Perennial Postage begin the scene. I positioned the Die at equal space from the top and sides of the layer and die cut.
3. The sentiment is from the Layering Leaves stamp set. It is stamped using Mossy Meadow Ink.
4. The "scene" is from the Splendid Autumn Designer Series Paper. I cut a strip from the 6 X 6 DSP measuring 2 1/2 X 6. Then I played with the scene by sliding the strip up and down until I found the perfect view and then cut the section I wanted.
5. I added the outside edges of my Stampin' Dimensionals as long lengths to adhere the DSP away from the opening. You can also use the Adhesive Strips cut to size.
6. The layer is then added to a card base of Thick Basic White measuring 4 1/4 X 11 with more Stampin' Dimensionals.
7. As a final touch I added a sprig punched from Mossy Meadow using the Bough Punch by tucking it inside the frame of the picture.
8. A Gold Sequin was added next to the sentiment as a touch of bling.

Postage Stamp Hugs

Jackie Beers

jackie@jackiebeers.com

Bluelinestamping.com




[Perennial Postage Dies - 162607](#)

Price: \$33.00



[Layering Leaves Photopolymer Stamp Set \(English\) - 161277](#)

Price: \$24.00




[Neutrals Adhesive-Backed Sequins - 161627](#)

Price: \$7.50




[Bough Punch - 157711](#)

Price: \$24.00



[Basic White 8-1/2" X 11" Thick Cardstock - 159229](#)

Price: \$11.25



[Basic White 8-1/2" X 11" Cardstock - 159276](#)

Price: \$13.00



[Mossy Meadow 8-1/2" X 11" Cardstock - 133676](#)

Price: \$11.50




[Mossy Meadow Classic Stampin' Pad - 147111](#)

Price: \$9.00



[Paper Trimmer - 152392](#)

Price: \$28.00



[Stampin' Cut & Emboss Machine - 149653](#)

Price: \$130.00



[Foam Adhesive Strips - 141825](#)

Price: \$8.25