

Wildflower Designs Fun Fold with Video Tutorial

Bonnie-Lynn Lenke

623-229-6400

Bonnie@Bonniestamps.com

www.bonniestamps.com



The video tutorial will show you how to make this fun fold and give you a good look at the designer series paper and dies package. You can use any shape of dies for the front and several stamp sets will work with this design. Some Wildflower Design dies will cut out a frame and the inner piece together. You can set aside what we don't use on this project to use later on a different project. Happy Stamping!

VIDEO TUTORIAL

Card Directions

1. Cut and score all cardstock and papers as listed under Cutting Directions below.
2. Fold the Boho Blue Card Base on the score lines and burnish with bone folder in an accordion fold – the flaps will be on the outside of the card.
3. Adhere the (2) 1" x 5 1/4" DSP to the 1" panels on the front of the card.
4. Emboss the (2) 1-7/8" x 5-1/4" Boho Blue Cardstock with the Dashing Designs 3 D Embossing Folder and adhere to the 2-1/8" panels on the front of the card.
5. Add the (2) 1-7/8" x 5-1/4" Designer Series Paper to the 2-1/8" panels on the inside of the card.
6. Die-cut with the largest, Wildflower Designs die out of Basic White Cardstock, we will use the inside piece. Stamp greeting in Boho Blue Ink and the flower stamp in Memento Black Ink. Color the flowers and leaves with the Old Olive & Pretty in Pink Stampin' Write Markers.
7. Next die-cut the scallop die from Moody Mauve Cardstock and adhere the frame only to the Basic White stamped panel with Liquid Glue.
8. Place adhesive on the left 1-1/4" panel on the front of the closed card. Center the White/Moody Mauve panel on the front and adhere.
9. To complete the inside, stamp the sentiment in Boho Blue Ink onto Basic White Cardstock and stamp the wildflower stamp in Moody Mauve ink on the bottom left-hand corner. Color the flower and leaves with Stampin' Write Markers Old Olive and Pretty in Pink. Adhere to the inside of the card.
10. Finish the envelope by embossing Moody Mauve Cardstock with the Dashing Designs 3D Embossing Folder, and adhere to the envelope flap with Liquid Glue. Trim off any excess.

Wildflower Designs Fun Fold with Video Tutorial

Bonnie-Lynn Lenke

623-229-6400

Bonnie@Bonniestamps.com

www.bonniestamps.com



Cutting Directions:

- **Boho Blue:** 11" x 5-1/2", scored at 1-14" and 3-38" on each end (card base), (2) 1-7/8" x 5-1/4" (front)
- **Moody Mauve:** 3" x 4-1/4" (front die-cut), 6" x 2-3/8" (envelope flap)
- **Basic White:** 3-3/4" x 5-1/4" (front die-cut), 4" x 5-1/4" (inside)
- **Wildly Flowering Designer Series Paper:** (2) 1" x 5-1/4" (front), (2) 1-7/8" x 5-1/4" (inside side panels)

Supplies Used:

- **Stamps:** Wildflower Designs, Simply Said, So Sincere
- **Dies:** Wildflower Designs
- **Cardstock/Paper:** Boho Blue, Basic White, Moody Mauve, Wildly Flowering Designer Series Paper
- **Stampin Pads:** Boho Blue, Moody Mauve, Memento Black
- **Stampin Write Markers:** Old Olive, Pretty in Pink
- **Embellishments:** 2023-2025 In Color Opaque Sparkle Dots
- **Embossing Folder:** Dashing Designs 3D
- **Adhesives:** Dimensionals, Glue Dots, Stampin Seal, Liquid Glue, Tear & Tape
- **Tools:** Paper Trimmer, Cut & Emboss Machine, Clear Blocks, Take Your Pick, Bone Folder, Stampin Pierce Mat, Paper Snip Scissors

Wildflower Designs Fun Fold with Video Tutorial

Bonnie-Lynn Lenke

623-229-6400

Bonnie@Bonniestamps.com

www.bonniestamps.com



Wildly Flowering Suite Collection (English) - 163339

Price: \$78.00

Add to Cart



Wildflower Designs Bundle (English) - 163334

Price: \$47.50

Add to Cart



Simply Said Mix & Match Photopolymer Stamp Set (English) - 163756

Price: \$17.00


Add to Cart



So Sincere Cling Stamp Set (English) - 162283

Price: \$24.00

Add to Cart



Wildflower Designs Dies - 163333

Price: \$31.00


Add to Cart



Wildly Flowering 12" X 12" (30.5 X 30.5 Cm) Designer Series Paper - 163323

Price: \$12.50


Add to Cart



Boho Blue 8-1/2" X 11" Cardstock - 161724

Price: \$11.50


Add to Cart



Moody Mauve 8-1/2" X 11" Cardstock - 161723

Price: \$11.50

Add to Cart



Basic White 8-1/2" X 11" Cardstock - 159276

Price: \$13.00

Add to Cart



Boho Blue Classic Stampin' Pad - 161650

Price: \$9.00

Add to Cart



Moody Mauve Classic Stampin' Pad - 161649

Price: \$9.00

Add to Cart



Tuxedo Black Memento Ink Pad - 132708

Price: \$8.00


Add to Cart



Dashing Designs 3D Embossing Folder - 163483

Price: \$10.00

Add to Cart



2023-2025 In Color™ Opaque Sparkle Dots - 163782

Price: \$8.00

Add to Cart