

Grateful Blessing Quick & Simple Card

Bonnie-Lynn Lenke

623-229-6400

Bonnie@Bonniestamps.com

www.bonniestamps.com



Happy Stamping!

Card Directions

1. Cut and score all cardstock and papers as listed under Cutting Directions below.
2. Fold the Basic White Thick Card Base in half on the score line, and burnish it with a Bone Folder.
3. Adhere the 3-7/8" x 5-1/8" Designer Series Paper panel to the 4-1/8" x 5-3/8" Shy Shamrock Cardstock panel, then adhere to the card base front.
4. Stamp the floral outline stamp in Petunia Pop Ink onto the 3-1/2" x 3-1/2" Basic White Cardstock. Use the fill-in flower stamp, ink with Petunia Pop Ink, stamp off once then stamp to color the flowers. Color the leaves in with the light Shy Shamrock Stampin' Blend.
5. Die-cut out flower stamped panel with the Everyday Detail large circle dies and adhere to the card front with Dimensionals.
6. Stamp the greeting in Shy Shamrock Ink on the 3-7/8" x 11/16" Basic White Strip. Adhere to the bottom of the card front with Dimensionals.
7. Tie a bow from the Petunia Pop 3/8" Bordered Ribbon and adhere to the flower stem with a Glue Dot.
8. Embellish with 2024-2026 In Color Shimmer Gems.
9. For the inside stamp the sentiment in Shy Shamrock Ink on the 4" x 5-1/4" Basic White Cardstock panel. Stamp the floral stamp in Petunia Pop Ink. Along the edge of the panel use a Dauber to brush Petunia Pop Ink onto all the sides. Adhere to the inside of the card base.
10. The Envelope was finished by adhering a 6" x 2-1/4" piece of 2024-2026 In Color Designer Series Paper to the Envelope flap with Liquid Glue. Trim off excess paper.

Grateful Blessing Quick & Simple Card

Bonnie-Lynn Lenke

623-229-6400

Bonnie@Bonniestamps.com

www.bonniestamps.com



Card Recipe

Cutting Directions:

- **Basic White Thick:** 8-1/2" x 5-1/2", scored at 4-1/4" (card base)
- **Shy Shamrock:** 4-1/8" x 5-3/8" (front layer)
- **Basic White:** 3-1/2" x 3-1/2" (stamping/die cut), 3-7/8" x 11/16" (greeting), 4" x 5-1/4" (card inside)
- **Full of Life Designer Series Paper:** 3-7/8" x 5-1/8" (front layer)
- **2024-2026 In Color Designer Series Paper:** 6" x 2-1/4" (envelope flap)

Supplies Used:

- **Stamps:** Grateful Blessing
- **Dies:** Everyday Detail Dies
- **Cardstock/Paper:** Basic White Thick, Shy Shamrock, Basic White, Full of Life Designer Series Paper, 2024-2026 In Color Designer Series Paper
- **Stampin Pads:** Petunia Pop, Shy Shamrock
- **Embellishments:** 2024-2026 In Color Shimmer Gems
- **Ribbon:** Petunia Pop 3/8" Bordered Ribbon
- **Adhesives:** Dimensionals, Glue Dots, Stampin Seal, Liquid Glue, Tear & Tape
- **Tools:** Paper Trimmer, Cut & Emboss Machine, Clear Blocks, Take Your Pick, Bone Folder, Stampin Pierce Mat, Paper Snip Scissors

Grateful Blessing Quick & Simple Card

Bonnie-Lynn Lenke

623-229-6400

Bonnie@Bonniestamps.com


www.bonniestamps.com



Grateful Blessing
Photopolymer
Stamp Set
(English) - 163689

Price: \$20.00


Add to Cart



Everyday Details
Dies - 162864

Price: \$34.00


Add to Cart



Basic White 8-1/2"
X 11" Thick
Cardstock -
159229

Price: \$11.25


Add to Cart



Shy Shamrock 8-
1/2" X 11"
Cardstock -
163795

Price: \$11.50

Add to Cart



Basic White 8-1/2"
X 11" Cardstock -
159276

Price: \$13.00

Add to Cart



Full Of Life 6" X 6"
(15.2 X 15.2 Cm)
Designer Series
Paper - 163357

Price: \$12.50

Add to Cart



2024-2026 In
Color™ 6" X 6"
(15.2 X 15.2 Cm)
Designer Series
Paper - 163777

Price: \$12.50


Add to Cart



Petunia Pop
Classic Stampin'
Pad - 163811

Price: \$9.00


Add to Cart



Shy Shamrock
Classic Stampin'
Pad - 163808

Price: \$9.00

Add to Cart



Shy Shamrock
Stampin' Blends
Combo Pack -
163825

Price: \$11.00

Add to Cart



2024-2026 In
Color™ Shimmer
Gems - 163781

Price: \$8.50

Add to Cart



Petunia Pop 3/8"
(1 Cm) Bordered
Ribbon - 163785

Price: \$7.50

Add to Cart