

Light The Sky New Years Card

Bonnie-Lynn Lenke

623-229-6400

Bonnie@Bonniestamps.com

www.bonniestamps.com



With Christmas in just 3 more weeks and New Years in 4 weeks I'm sharing with you the Light The Sky New Years Card. With this card we are using the Heat Emboss Resist Technique. Heat embossing is a favorite of mine to do and I love sharing it with others. Hopefully, you enjoyed the heat emboss resist technique as much as I enjoy sharing it with you. Happy Stamping!

Card Directions

1. Fold card base in half on the score line, burnish with Bone Folder.
2. Stamp the largest firework in VersaMark Ink of the 4-1/8" x 5-3/8" Starry Sky panel in the middle (where it will not show when you cover with white panel) after dusting it with the embossing buddy. Pour the Silver Embossing Powder over the VersaMark Ink, remove excess. Heat powder with the Heat Tool until melted. Crop with the corresponding die. (Hint: when stamping with photopolymer stamps hold stamps in place for 5 seconds and use the Stampin' Pierce mat as a cushion under the paper).
3. On the white 3-7/8" x 5-1/8" panel stamp the different fireworks in VersaMark Ink after dusting with embossing buddy. Cover with Clear Embossing Powder and remove excess powder. Melt powder with the Heat Tool. Let cool for a couple minutes.
4. With the Blending Brush, apply Starry Sky Ink over the fireworks and the front leaving the bottom with just a light dusting of ink. To darken the sky apply the Night of Navy Ink. After getting the color you want, wipe the ink off of the fireworks with a dry paper towel or tissue.
5. Heat Emboss the greeting in Silver Embossing Powder in the lower right corner of the firework panel, following the process above. Adhere the panel to the Starry Sky panel that you cut the firework out of. Use dimensionals to adhere these panels to the card front.
6. Add Embellishments to card front.
7. Complete the inside by stamping the saying and the next to largest firework in Starry Sky Ink onto White Cardstock. With your favorite adhesive, adhere the White Cardstock to the Starry Sky Cardstock panel

Light The Sky New Years Card

Bonnie-Lynn Lenke

623-229-6400

Bonnie@Bonniestamps.com

www.bonniestamps.com

then adhere to inside of card.

8. The envelope was completed by stamping the firework stamp in Starry Sky Ink onto the bottom left corner of the envelope front. You can also stamp some on the envelope flap.



Card Recipe

Cutting Directions:

- **Basic White:** 8-1/2" x 5-1/2", scored at 4-1/4" (card base), 3-7/8" x 5-1/8" (card front), 3-3/4" x 5" (inside)
- **Starry Sky:** 4-1/8" x 5-3/8" (card front, silver firework will come out of the middle of this panel), 4" x 5-1/4" (inside)

Supplies Used:

- **Stamps:** Light The Sky
- **Dies:** Light The Sky
- **Cardstock/Paper:** Basic White, Starry Sky
- **Stampin Pads:** Starry Sky, Night of Navy, VersaMark
- **Embellishments:** 2022 -2024 In-Color Pearls
- **Heat Embossing:** Basic & Metallic Embossing Powders, Embossing Additions Tool Kit, Heat Tool
- **Adhesives:** Dimensionals, Stampin Seal, Liquid Glue
- **Tools:** Paper Trimmer, Cut & Emboss Machine, Clear Blocks, Take Your Pick, Bone Folder, Stampin Pierce Mat

Light The Sky New Years Card

Bonnie-Lynn Lenke

623-229-6400

Bonnie@Bonniestamps.com

www.bonniestamps.com



Light The Sky
Bundle (English) -
162296

Price: \$47.50

Add to Cart



Light The Sky
Photopolymer
Stamp Set
(English) - 162289

Price: \$20.00

Add to Cart



Light The Sky Dies
- 162295

Price: \$33.00


Add to Cart



Starry Sky 8-1/2" X
11" Cardstock -
159263

Price: \$10.00

Add to Cart



Basic White 8-1/2"
X 11" Cardstock -
159276

Price: \$10.50

Add to Cart



Starry Sky Classic
Stampin' Pad -
159212

Price: \$9.00

Add to Cart



Night Of Navy
Classic Stampin'
Pad - 147110

Price: \$9.00


Add to Cart



VersaMark Pad -
102283

Price: \$9.50

Add to Cart



2022-2024 In
Color Pearls -
161621

Price: \$7.00

Add to Cart



Basics Embossing
Powders - 155554

Price: \$18.00


Add to Cart



Metallics
Embossing
Powders - 155555

Price: \$18.00

Add to Cart



Embossing
Additions Tool Kit -
159971

Price: \$27.00

Add to Cart



Heat Tool - 129053

Price: \$31.00


Add to Cart



Stampin'
Dimensionals -
104430

Price: \$4.25

Add to Cart



Multipurpose
Liquid Glue -
110755

Price: \$5.50

Add to Cart