

Brightest Glow Christmas Card

Bonnie-Lynn Lenke

623-229-6400

Bonnie@Bonniestamps.com

www.bonniestamps.com



It's still Christmas in July and today, for you, I have the Brightest Glow Christmas Card. Last season when this stamp set and the Labels Aglow Dies were introduced, I didn't use the dies that much. I decided to play around with them and came up with this design. The 2023-2025 In Color Luster Speciality Paper was perfect for this card. Don't you think blue and white make a beautiful Christmas card? Happy Stamping

Card Directions

1. Fold the card base in half on the score line and burnish with Bone Folder.
2. Adhere the Boho Blue Luster Speciality paper to card front with your favorite adhesive.
3. Using Label Aglow rectangle die, place the straight edge 3/4" down from the top of the Basic White panel and die cut in the Cut & Emboss Machine. Next place the straight edge 3/4" up from the bottom of panel and die cut. (Note: I did secure all the dies in place with purple tape so they didn't move. You can also use washi tape or stick-ems to hold them in place.)
4. Place 5 of the snowflake/stars across the top of paper and die cut. Repeat with the bottom. Adhere to card front with Dimensionals.
5. Attach strip of Luster Speciality Paper to card front with Stampin' Seal.
6. Stamp greeting on piece of White Cardstock in Boho Blue Ink. Cut out with the coordinating die. Add to card front over strip with Dimensionals.
7. Tie a bow and adhere under greeting with a Glue Dot.
8. Add embellishments to card front.
9. The inside was completed with a layer of Boho Blue added to inside. Stamp saying in Boho Blue Ink on White Cardstock. Adhere to inside. For the Envelope stamp Merry Christmas in Boho Blue Ink on the envelope flap.

Brightest Glow Christmas Card

Bonnie-Lynn Lenke

623-229-6400

Bonnie@Bonniestamps.com

www.bonniestamps.com



Cutting Instructions:

- **Basic White Thick:** 8-1/2" x 5-1/2", scored at 4-1/4" (card base)
- **Basic White:** 3-3/4" x 5" (front), 3-3/4" x 2-1/4" (greeting), 3-3/4" x 5" (inside)
- **Boho Blue:** 4" x 5-1/4" (inside)
- **2023-2025 Luster Specialty Paper:** 4" x 5-1/4" Boho Blue (front), 5/8" x 4" (strip)

Supplies Used:

- **Stamps:** Brightest Glow
- **Dies:** Labels Aglow
- **Cardstock/Paper:** Basic White Thick, Basic White, Boho Blue, 2023-2025 In Color Luster Specialty Paper
- **Stampin Pads:** Boho Blue
- **Embellishments:** 2023-2025 In Color Dots
- **Ribbon:** 3/8" Textured Ribbon Boho Blue
- **Adhesives:** Dimensionals, Glue Dots, Stampin Seal, Liquid Glue
- **Tools:** Paper Trimmer, Cut & Emboss Machine, Clear Blocks, Take Your Pick, Bone Folder, Paper Snip Scissors

Brightest Glow Christmas Card

Bonnie-Lynn Lenke

623-229-6400

Bonnie@Bonniestamps.com


www.bonniestamps.com



Brightest Glow Cling Stamp Set (English) - 159542

Price: \$25.00


Add to Cart



Labels Aglow Dies - 159551

Price: \$33.00


Add to Cart



Basic White 8-1/2" X 11" Thick Cardstock - 159229

Price: \$9.00

Add to Cart



Basic White 8-1/2" X 11" Cardstock - 159276

Price: \$10.50

Add to Cart



Boho Blue 8-1/2" X 11" Cardstock - 161724

Price: \$10.00

Add to Cart



2023-2025 In Color™ 12" X 12" (30.5 X 30.5 Cm) Luster Specialty Paper - 161746

Price: \$11.00

Add to Cart



Boho Blue Classic Stampin' Pad - 161650

Price: \$9.00


Add to Cart



Boho Blue 3/8" (1 Cm) Textured Ribbon - 161631

Price: \$8.00

Add to Cart



2023-2025 In Color™ Dots - 161620

Price: \$8.00

Add to Cart



Stampin' Dimensionals - 104430

Price: \$4.25

Add to Cart



Mini Stampin' Dimensionals - 144108

Price: \$4.25

Add to Cart



Stampin' Seal - 152813

Price: \$8.00

Add to Cart



Simply Shammy - 147042

Price: \$8.50

Add to Cart