

Earthen Textures Thank You Card

Bonnie-Lynn Lenke
623-229-6400

Bonnie@Stampingwithbonnielynn.com
www.stampingwithbonnielynn.com



Instructions

1. Fold Pretty Peacock Cardstock in half on the score line and burnish with Bone Folder. This is your card base.
2. Add Earthen Elegance DSP to card base with your favorite adhesive.
3. Cut Very Vanilla Cardstock with the 2nd largest Deckled Rectangle Die. Embossed with the approximately 3" x 2" detail line die out of the Earthen Textures Dies mid way down on the right side of panel.
4. Determine your vase positions and stamp one of the greenery stamps in Smoky Slate Ink, on the left side of the Very Vanilla panel, so it will be coming out of the vase.
5. Wrap a piece of Copper Clay 3/8" Textured Ribbon around cardstock, attached to back of panel then adhere panel to card front.
6. Adhere DSP strip to right side on Very Vanilla panel just below top of ribbon, leave 1" of left side with no adhesive on it.
7. Cut one large vase and two smaller vases out of the DSP. I had cut the smaller vase one direction, with the dark on top of the lighter color, then turned the paper around to have the light on top of the dark up at the top. Cut one greenery die out of Misty Moonlight and the other out of Moody Mauve Cardstock.
8. Tape the left side vase to card front with the DSP strip laying on top of it. Then tape tall vase in place and add the third vase using Mini Dimensionals. Now add a Glue Dot or a drop of glue under the loose end of the DSP strip to adhere it to vase. Tuck greenery under top of vases and adhere in place with a Glue Dot.
9. Stamp greeting in Copper Clay Ink onto Very Vanilla Cardstock. Trim to 2-3/4" x 1/2". Attach to card front with Mini Dimensionals.
10. Embellish with Adhesive-Backed Sequin Trio.
11. The inside was finished by cutting the Very Vanilla Cardstock with the largest Deckled Rectangle. The saying was stamped in Pretty Peacock Ink. Vase was die cut out of the DSP and greenery is out of Moody Mauve Cardstock. Adhere greenery with a Glue Dot and then tape vase in place.

Earthen Textures Thank You Card

Bonnie-Lynn Lenke

623-229-6400

Bonnie@Stampingwithbonnielynn.com

www.stampingwithbonnielynn.com

12. For the envelope I stamped the feathery stamp with just a little of the stem in Moody Mauve Ink and then the shorter vase in Pretty Peacock Ink.

And now you have a beautiful card to brighten someone's day. Happy Stamping!



Card Recipe

Cardstock:

- **Pretty Peacock:** 8-1/2" x 5-1/2", scored at 4-1/4" (card base)
- **Very Vanilla:** 5" x 3-3/4" (front), 5-1/4" x 4" (inside), 3-1/4" x 1" (greeting)
- **Moody Mauve:** Scraps
- **Misty Moonlight:** Scraps
- **Earthen Elegance Designer Series Paper:** 5-1/2" x 4-1/4" (card front), Scraps

Supplies Used:

- **Stamps:** Earthen Textures
- **Dies:** Earthen Textures, Deckled Rectangles
- **Cardstock/Paper:** Pretty Peacock, Very Vanilla, Moody Mauve, Misty Moonlight
- **Stampin Pads:** Copper Clay, Pretty Peacock, Smoky Slate, Moody Mauve, Pretty Peacock
- **Embellishments:** Adhesive-Back Sequin Trio, Copper Clay 3/8" Textured Ribbon
- **Adhesives:** Dimensionals, Glue Dots, Liquid Glue, Tear N Tape, Stampin Seal
- **Tools:** Paper Trimmer, Cut & Emboss Machine, Clear Blocks D, G and H, Take Your Pick, Bone Folder, Paper Snip Scissors

Earthen Textures Thank You Card

Bonnie-Lynn Lenke
623-229-6400

Bonnie@Stampingwithbonnielynn.com
www.stampingwithbonnielynn.com



Earthen Elegance Suite Collection (Spanish) - 162541

Price: \$74.25

Add to Cart



Earthen Textures Bundle (English) - 161514

Price: \$54.75

Add to Cart



Earthen Textures Cling Stamp Set (English) - 161504

Price: \$26.00

Add to Cart



Earthen Textures Dies - 161513

Price: \$35.00


Add to Cart



Deckled Rectangles Dies - 159173

Price: \$30.00

Add to Cart



Earthen Elegance 12" X 12" (30.5 X 30.5 Cm) Designer Series Paper - 161503

Price: \$12.50


Add to Cart



Pretty Peacock 8-1/2" X 11" Cardstock - 150880

Price: \$10.00


Add to Cart



Moody Mauve 8-1/2" X 11" Cardstock - 161723

Price: \$10.00

Add to Cart



Misty Moonlight 8-1/2" X 11" Cardstock - 153081

Price: \$10.00

Add to Cart



Very Vanilla 8-1/2" X 11" Cardstock - 101650

Price: \$10.50

Add to Cart



Copper Clay Classic Stampin' Pad - 161647

Price: \$9.00

Add to Cart



Pretty Peacock Classic Stampin' Pad - 150083

Price: \$9.00


Add to Cart



Smoky Slate Classic Stampin' Pad - 147113

Price: \$9.00

Add to Cart



Adhesive-Backed Sequins Trio - 161206

Price: \$8.00

Add to Cart



Copper Clay 3/8" (1 Cm) Textured Ribbon - 161629

Price: \$8.00

Add to Cart

Earthen Textures Thank You Card

Bonnie-Lynn Lenke
623-229-6400

Bonnie@Stampingwithbonnielynn.com
www.stampingwithbonnielynn.com



Natural 1/4" (6.4 Mm) Wavy Trim - 161517

Price: \$7.00

[Add to Cart](#)



Stampin' Dimensionals - 104430

Price: \$4.25

[Add to Cart](#)



Mini Glue Dots - 103683

Price: \$5.75

[Add to Cart](#)



Tear & Tape Adhesive - 154031

Price: \$7.00

[Add to Cart](#)



Stampin' Seal - 152813

Price: \$8.00

[Add to Cart](#)



Multipurpose Liquid Glue - 110755

Price: \$5.50

[Add to Cart](#)



Stampin' Cut & Emboss Machine - 149653

Price: \$128.00

[Add to Cart](#)



Paper Trimmer - 152392

Price: \$26.00

[Add to Cart](#)



Take Your Pick - 144107

Price: \$11.00

[Add to Cart](#)



Bone Folder - 102300

Price: \$7.00

[Add to Cart](#)



Paper Snips Scissors - 103579

Price: \$11.00

[Add to Cart](#)



Clear Block G - 118489

Price: \$5.50

[Add to Cart](#)



Clear Block H - 118490

Price: \$9.50

[Add to Cart](#)



Clear Block D - 118485

Price: \$9.50

[Add to Cart](#)