


# Gone Fishing Father's Day Card

Bonnie-Lynn Lenke

623-229-6400

[Bonnie@Stampingwithbonnielynn.com](mailto:Bonnie@Stampingwithbonnielynn.com)

[www.stampingwithbonnielynn.com](http://www.stampingwithbonnielynn.com)



## Instructions:

1. Fold Misty Moonlight card base in half on the score line and burnish with Bone Folder.
2. Cut the Basic White Cardstock out using the largest Deckled Rectangle Die then emboss with the Twisted Rope 3D embossing folder. Adhere to card base at an angle.
3. Die Cut the Let's Go Fishing Designer Series Paper panel with the second largest Deckled Rectangle Die then emboss with the Twisted Rope 3D embossing folder. Adhere to card front at an angle over the white cardstock.
4. Stamp the greeting in Misty Moonlight Ink on White Cardstock. Die cut out with second largest square Nested Essentials Dies.
5. Next, stamp the bobber in Smoky Slate or Misty Moonlight Ink on White Cardstock. Then stamp the bottom half of bobber (2nd stamp) in Real Red Ink. Stamp fly hook by inking up stamp with Smoky Slate Ink then add Real Red Ink with dauber to the feathers, stamp on White Cardstock (Note: there is a feather stamp that you would use by first inking just the hook and strings under it with smoky slate ink. Die cut out then stamp the feather stamp with real red ink). Die cut both items out with coordinating dies.
6. For the Fishes, I stamped 2 of them in Gray Granite Ink on Very Vanilla Cardstock. There is a 2nd stamp to stamp inside the fish or you can color them as I did. See video for options I give you on coloring the fish. Cut out with coordinating dies.
7. Die cut out the hooks and the long lure (2 pieces - body & head) from Silver Foil.
8. Punch a hole in the top of the bobber with a small punch or use your Take A Pick Tool and Stampin' Pierce Mat. String an 18" piece of fishing line (non Stampin' Up! Item) through the hole with about 6" of string below it. Tie a knot. Add the silver long lure and little head piece about an inch or two below bobber and tie a knot. Wind up the string above bobber and lay part of it where top of greeting goes (use can use a glue dot to hold it in place.) Adhere greeting to catch the bottom part of fish line to hold it in place.
9. Use a Dimensional to place bobber at bottom left corner of greeting. With a Glue Dot adhere Silver Foil hook to back of Silver Foil Lure. Adhere the silver lure in place with Seal or Glue

# Gone Fishing Father's Day Card

Bonnie-Lynn Lenke  
623-229-6400

[Bonnie@Stampingwithbonnielynn.com](mailto:Bonnie@Stampingwithbonnielynn.com)  
[www.stampingwithbonnielynn.com](http://www.stampingwithbonnielynn.com)

Dots.

10. Fish are attached with Mini Dimensionals to card front.
11. Inside is finished by stamping saying in Misty Moonlight (sample doesn't have one). The fish and the lure are each stamped in Gray Granite Ink. Stamp the inside part of fish in Crumb Cake Ink after stamping off once. For the lure, stamp the inside stamp with Lemon Lime Twist Ink.
12. For the envelope add a piece of Designer Series Paper to envelope flap. Trim as necessary.



## Card Recipe

### Cardstock:

- **Misty Moonlight:** 8-1/2" x 5-1/2", scored at 4-1/4" (card base)
- **Basic White:** 4" x 5-1/4" (front), 4" x 5-1/4" (inside), (2) 3" x 2-1/2" (stamping saying, bobber, fly hook)
- **Very Vanilla:** Scraps
- **Silver Foil:** Scraps
- **Let's Go Fishing Designer Series Paper:** 3-3/4" x 5" (front)

### Supplies Used:

- **Stamps:** Gone Fishing
- **Dies:** Gone Fishing, Nesting Essentials Dies
- **Cardstock/Paper:** Misty Moonlight, Basic White, Very Vanilla, Silver Foil
- **Stampin Pads:** Misty Moonlight, Gray Granite, Smoky Slate, Real Red, Crumb Cake, Lemon Lime Twist
- **Embossing Folder:** Twisted Rope 3D
- **Embellishments:** Fishing Line (non Stampin' Up!)
- **Adhesives:** Dimensionals, Glue Dots, Liquid Glue, Tear N Tape, Stampin Seal
- **Tools:** Paper Trimmer, Cut & Emboss Machine, Clear Blocks, Take Your Pick, Bone Folder, Stampin Pierce Mat, Paper Snip Scissors, Clear Block B, C & G

# Gone Fishing Father's Day Card

Bonnie-Lynn Lenke  
623-229-6400

[Bonnie@Stampingwithbonnielynn.com](mailto:Bonnie@Stampingwithbonnielynn.com)  
[www.stampingwithbonnielynn.com](http://www.stampingwithbonnielynn.com)



Let's Go Fishing  
Suite Collection  
(English) - 161546

Price: \$72.00

Add to Cart



Gone Fishing  
Bundle (English) -  
161542

Price: \$49.50

Add to Cart



Gone Fishing  
Photopolymer  
Stamp Set  
(English) - 161535

Price: \$21.00


Add to Cart



Gone Fishing Dies  
- 161541

Price: \$34.00

Add to Cart



Nested Essentials  
Dies - 161597

Price: \$34.00


Add to Cart



Let's Go Fishing  
12" X 12" (30.5 X  
30.5 Cm) Designer  
Series Paper -  
161534

Price: \$12.50

Add to Cart



Misty Moonlight 8-  
1/2" X 11"  
Cardstock -  
153081

Price: \$10.00

Add to Cart



Basic White 8-1/2"  
X 11" Cardstock -  
159276

Price: \$10.50

Add to Cart



Very Vanilla 8-1/2"  
X 11" Cardstock -  
101650

Price: \$10.50

Add to Cart



Silver Foil 12" X  
12" (30.5 X 30.5  
Cm) Specialty  
Pack - 156457

Price: \$10.00

Add to Cart



Misty Moonlight  
Classic Stampin'  
Pad - 153118

Price: \$9.00

Add to Cart



Smoky Slate  
Classic Stampin'  
Pad - 147113

Price: \$9.00

Add to Cart



Gray Granite  
Classic Stampin'  
Pad - 147118

Price: \$9.00

Add to Cart



Real Red Classic  
Stampin' Pad -  
147084

Price: \$9.00

Add to Cart



Crumb Cake  
Classic Stampin'  
Pad - 147116

Price: \$9.00

Add to Cart

# Gone Fishing Father's Day Card

Bonnie-Lynn Lenke

623-229-6400

[Bonnie@Stampingwithbonnielynn.com](mailto:Bonnie@Stampingwithbonnielynn.com)

[www.stampingwithbonnielynn.com](http://www.stampingwithbonnielynn.com)



Lemon Lime Twist  
Classic Stampin'  
Pad - 147145

Price: \$9.00

Add to Cart



Twisted Rope 3D  
Embossing Folder  
- 161545

Price: \$10.00

Add to Cart



Stampin'  
Dimensionals -  
104430

Price: \$4.25

Add to Cart



Mini Stampin'  
Dimensionals -  
144108

Price: \$4.25

Add to Cart



Mini Glue Dots -  
103683

Price: \$5.75

Add to Cart



Stampin' Seal -  
152813

Price: \$8.00

Add to Cart



Tear & Tape  
Adhesive - 154031

Price: \$7.00

Add to Cart



Clear Block B -  
117147

Price: \$7.00

Add to Cart



Clear Block C -  
118486

Price: \$8.00

Add to Cart



Clear Block G -  
118489

Price: \$5.50

Add to Cart



Take Your Pick -  
144107

Price: \$11.00

Add to Cart



Stampin' Pierce  
Mat - 126199

Price: \$5.00

Add to Cart



Bone Folder -  
102300

Price: \$7.00

Add to Cart



Paper Trimmer -  
152392

Price: \$26.00

Add to Cart



Cutting Blades  
Multipack - 152391

Price: \$12.00

Add to Cart