

Inked & Tile Quick & Simple Card

Bonnie-Lynn Lenke

623-229-6400

Bonnie@Bonniestamps.com

www.bonniestamps.com



Welcome to Quick & Simple Friday Stamping. Today we are featuring the Inked & Tile stamp set with the Inked Botanicals Designer Series Paper. You might think this card doesn't look simple but it is. You just need to make 3 measurements of the right side of the card front and then use those marks to cut off two corners.

The Inked & Tile stamp set and coordinating DSP are retiring at the month's end and are still available in my online store. This is a wonderful stamp set and I'll miss making cards with it for my blog. Happy Stamping!

Card Directions

1. Cut and score all cardstock and papers as listed under Cutting Directions below.
2. Fold the Basic White Thick Card Base in half on the score line, and burnish it with a Bone Folder. The short side is the card front. On the right side edge make a pencil mark at 2-3/4". On the top and bottom, measure 1" from the right side and mark with a pencil. Line up the 1" mark and the 2-3/4" mark in the paper trimmer, and cut off the corner. Repeat on the other side. See the picture below of the card base for pencil marks.
3. Ink flower stems with Lost Lagoon Marker (or use the ink pad with dauber) and flower heads with Moody Mauve Marker. Stamp on the card front.
4. Stamp big leaves and small flowers in Lost Lagoon Ink, stamping off on scrap paper twice for a very light shade.
5. Stamp greeting in Basic Gray Ink.
6. Cut Moody Mauve Cardstock to 3-3/8" x 5-1/2". You will mark and cut this as you did in step #2. On the right side edge make a pencil mark at 2-3/4". On the top and bottom, measure 1" from the right side and mark with a pencil. Line up the 1" mark and the 2-3/4" mark in the paper trimmer, and cut off the corner. Repeat on the other side. See the picture below of the card base for pencil marks. Adhere to the back of the card front.
7. Cut Designer Series Paper to 4-1/4" (maybe a hair less) x 5-1/2". Layer to the back of the card front behind the Moody Mauve Cardstock.
8. Tie a bow out of the Moody Mauve 2023-2025 In Color Jute Trim and adhere to the card front with a Mini

Inked & Tile Quick & Simple Card

Bonnie-Lynn Lenke

623-229-6400

Bonnie@Bonniestamps.com

www.bonniestamps.com

Glue Dot.

9. Embellish card with 2023-2025 In Color Dots.



Cutting Directions:

- **Basic White Thick:** 7-3/8" x 5-1/2", scored at 4-1/4" (card base)
- **Moody Mauve:** 3-3/8" x 5-1/2" (card front), 4" x 5-1/4" (inside)
- **Basic White:** 3-3/4" x 5" (inside)
- **Inked Botanicals Designer Series Paper:** 4-1/4" x 5-1/2" (card front)

Supplies Used:

- **Stamps:** Inked & Tile
- **Cardstock/Paper:** Basic White Thick, Basic White, Moody Mauve, Inked Botanicals Designer Series Paper
- **Stampin Pads:** Basic Gray
- **Stampin' Write Marker:** Lost Lagoon, Moody Mauve
- **Embellishments:** 2023-2025 In Color Dots
- **Ribbon:** 2023-2025 In Color Jute Trim
- **Adhesives:** Dimensionals, Mini Glue Dots, Stampin Seal, Liquid Glue
- **Tools:** Paper Trimmer, Clear Blocks, Take Your Pick, Bone Folder, Stampin Pierce Mat, Paper Snip Scissors, Pencil

Inked & Tile Quick & Simple Card

Bonnie-Lynn Lenke

623-229-6400

Bonnie@Bonniestamps.com

www.bonniestamps.com



Inked Botanicals Suite Collection (English) - 161172

Price: \$80.75

Add to Cart



Inked & Tiled Bundle (English) - 161168

Price: \$60.25

Add to Cart



Inked & Tiled Cling Stamp Set (English) - 161158

Price: \$27.00

Add to Cart




Inked Botanicals 6" X 6" (15.2 X 15.2 Cm) Designer Series Paper - 161157

Sale: \$10.00

Price: \$12.50

Add to Cart



Basic White 8-1/2" X 11" Thick Cardstock - 159229

Price: \$9.00

Add to Cart



Moody Mauve 8-1/2" X 11" Cardstock - 161723

Price: \$10.00

Add to Cart



Basic White Medium Envelopes - 159236

Price: \$8.50

Add to Cart



Moody Mauve Classic Stampin' Pad - 161649

Price: \$9.00

Add to Cart



Lost Lagoon Classic Stampin' Pad - 161678

Price: \$9.00

Add to Cart



2023-2025 In Color Stampin' Write Markers - 161695

Price: \$17.50

Add to Cart



Subtles Stampin' Write Markers - 161698

Price: \$35.00


Add to Cart



2023-2025 In Color Jute Trim - 161637

Price: \$8.00

Add to Cart




2023-2025 In Color™ Dots - 161620

Sale: \$7.20

Price: \$8.00

Add to Cart



Mini Glue Dots - 103683

Price: \$5.75

Add to Cart



Multipurpose Liquid Glue - 110755

Price: \$5.50

Add to Cart