

Inked & Tile Just A Note Card

Bonnie-Lynn Lenke

623-229-6400

Bonnie@Bonniestamps.com

www.bonniestamps.com



I used the Stampin' Up! Inked & Tile Stamp Set to create this quick and simple card for you today. Sometimes time is limited and we just need a faster card to make. Happy Stamping!

Card Directions:

1. Fold Basic White Thick card base in half on the score line, burnish with Bone Folder.
2. Using your favorite adhesive, adhere the Inked Botanicals Designer Series Paper to card base.
3. Cut a piece of white card stock with the 5th largest Deckled Rectangle. Stamp the flower and stem stamp onto it. I did this by using a dauber to add Calypso coral ink to flower and add Lost Lagoon to stem/leaf with a dauber. Stamp greeting in Lost Lagoon Ink to bottom of rectangle.
4. Using the 3rd largest Deckled Rectangle, cut one out of Lost Lagoon Cardstock. Emboss with one of the Basic 3D Embossing Folders. Adhere the stamped image from step above to this rectangle.
5. Wrap a piece of Pool Party Ribbon around the rectangle panels and tie into a bow. Adhere to card front with Dimensionals.
6. Add some Glossy Dot Assortment embellishments to card front.
7. The inside of the card is completed by stamping the leaf image in Lost Lagoon Ink onto White Cardstock and adhering it to a panel of Lost Lagoon Cardstock. Adhere to card inside.
8. To give the envelope some love, stamp the same leaf image in Lost Lagoon Ink to the bottom left corner of envelope.

Inked & Tile Just A Note Card

Bonnie-Lynn Lenke

623-229-6400

Bonnie@Bonniestamps.com

www.bonniestamps.com



Card Recipe

Cutting Directions:

- **Basic White Thick:** 8-1/2" x 5-1/2", scored at 4-1/4" (card base)
- **Basic White:** 4" x 2-1/2" (rectangle), 5" x 3-3/4" (inside)
- **Lost Lagoon:** 4-3/4" x 3-1/4" (rectangle), 5-1/4" x 4" (inside)
- **Inked Botanicals Designer Series Paper:** 5-1/4" x 4" (card front)

Supplies Used:

- **Stamps:** Inked & Tile
- **Dies:** Deckled Rectangles
- **Cardstock/Paper:** Basic White Thick, Basic White, Lost Lagoon, Inked Botanicals DSP
- **Stampin Pads:** Lost Lagoon, Calypso Coral
- **Embellishments:** Glossy Dot Assortment
- **Ribbon:** Pool Party 3/8" Grosgrain Ribbon
- **Embossing Folder:** Basic 3D Embossing Folder
- **Adhesives:** Dimensionals, Glue Dots, Stampin Seal, Liquid Glue
- **Tools:** Paper Trimmer, Cut & Emboss Machine, Clear Blocks, Take Your Pick, Bone Folder, Paper Snip Scissors

Inked & Tile Just A Note Card

Bonnie-Lynn Lenke

623-229-6400

Bonnie@Bonniestamps.com

www.bonniestamps.com



Inked Botanicals Suite Collection (English) - 161172

Price: \$80.75

[Add to Cart](#)



Inked & Tiled Bundle (English) - 161168

Price: \$60.25

[Add to Cart](#)



Inked & Tiled Cling Stamp Set (English) - 161158

Price: \$27.00


[Add to Cart](#)



Deckled Rectangles Dies - 159173

Price: \$30.00


[Add to Cart](#)



Basic White 8-1/2" X 11" Thick Cardstock - 159229

Price: \$9.00

[Add to Cart](#)



Basic White 8-1/2" X 11" Cardstock - 159276

Price: \$10.50

[Add to Cart](#)



Lost Lagoon 8-1/2" X 11" Cardstock - 133679

Price: \$10.00

[Add to Cart](#)



Inked Botanicals 6" X 6" (15.2 X 15.2 Cm) Designer Series Paper - 161157

Price: \$12.50

[Add to Cart](#)



Lost Lagoon Classic Stampin' Pad - 161678

Price: \$9.00

[Add to Cart](#)



Calypso Coral Classic Stampin' Pad - 147101

Price: \$9.00


[Add to Cart](#)



Sponge Daubers - 133773

Price: \$5.50

[Add to Cart](#)



Glossy Dots Assortment - 158827

Price: \$8.00

[Add to Cart](#)



Pool Party 3/8" (1 Cm) Grosgrain Ribbon - 160430

Price: \$8.00

[Add to Cart](#)



Basics 3D Embossing Folders - 161598

Price: \$30.00

[Add to Cart](#)



Stampin' Dimensionals - 104430

Price: \$4.25

[Add to Cart](#)