


Quick 'N' Easy Masculine Card

Valentina Montes
kookiespapercreations@gmail.com
www.kookiespapercreations.com



Instructions:

Card Base - 5 1/2 x 8 1/2 score at 4 1/4

1st layer - 4 1/8 x 5 3/8


2nd layer - 4 x 5 1/4

Banner pieces - 2 x 5 and 1 3/4 x 4 1/4

Quick 'N' Easy Masculine Card

Valentina Montes
kookiespapercreations@gmail.com
www.kookiespapercreations.com

Scrap of Very Vanilla for stamping



[Truly Tailored Clear-Mount Stamp Set](#)

145735

[True Gentleman Designer Series Paper](#)


145593

[Tranquil Tide 8-1/2" X 11" Cardstock](#)

144246

[Dapper Denim 8-1/2" X 11" Cardstock](#)

141414



[Crumb Cake 8-1/2" X 11" Cardstock](#)

120953



[Very Vanilla 8-1/2" X 11" Cardstock](#)

101650



[Tailored Tag Punch](#)

145667



[Banner Triple Punch](#)

138292

Quick 'N' Easy Masculine Card


Valentina Montes
kookiespapercreations@gmail.com
www.kookiespapercreations.com



[5/8" \(1.6 Cm\) Burlap](#)

[Ribbon](#)

141487



[True Gentleman](#)

[Buttons](#)

145596



[Lost Lagoon Classic](#)

[Stampin' Pad](#)

133644