

Holiday Corner Bookmarks

Project Sheet - Sept 13 2024

Carol Buckalew

inkybeestampers@gmail.com

<https://www.inkybeestampers.com>



I created these fun holiday bookmarks from a 5" x 3" piece of designer series paper and several new stamp and die bundles! These bookmarks work up quickly and make great gifts or stocking stuffers! Or, make some bookmarks for your book club friends! Let's get started!

Here is a general list of supplies that I used:

- Take a Bow 6" x 6" Designer Series Paper
- Sentimental Christmas 12" x 12" Designer Series Paper
- Stylish Shapes Dies
- Christmas Friends Bundle (stamps and dies)
- Sweetest Star Bundle (stamps and punch)
- Sentimental Wishes Bundle (stamps and dies)
- Cardstock: Basic White, Shaded Spruce
- Ink: Tuxedo Black Memento Ink, Shaded Spruce
- Paper Snips
- Liquid Glue
- Paper Trimmer (with cutting and scoring blade)

1. Making the Corner Bookmark:

- Cut 1 piece of desired designer series paper to 5" x 3". Follow the directions outlined in the diagram below.

Note that small prints and reversible papers are preferred.

You can make two bookmarks from 1 piece of 6" x 6" designer series paper!

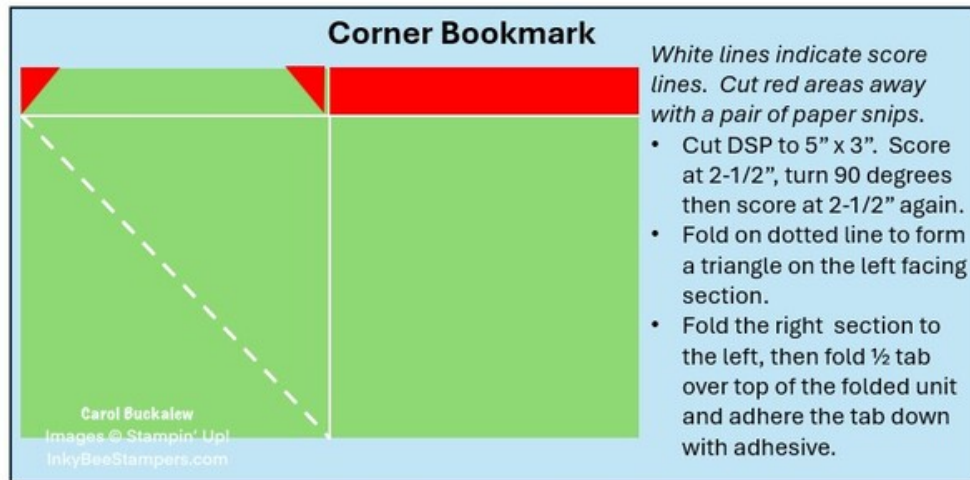
Holiday Corner Bookmarks

Project Sheet - Sept 13 2024

Carol Buckalew

inkybeestampers@gmail.com

<https://www.inkybeestampers.com>



2. Once your bookmark is folded and assembled, decorate as desired for any occasion!

- I used the Stylish Shapes Dies to cut a circle or square background.
Apply liquid adhesive to half of the circle or square and adhere to the triangle portion of the bookmark.
Add some fun elements such as images, ribbon or embellishments.
- Note that the bookmark can be a right facing or left facing bookmark. Just turn the bookmark to the desired position.



Have fun making these corner bookmarks!

Holiday Corner Bookmarks

Project Sheet - Sept 13 2024

Carol Buckalew

inkybeestampers@gmail.com

<https://www.inkybeestampers.com>



[Take A Bow 6" X 6" \(15.2 X 15.2 Cm\) Designer Series Paper - 164309](#)

Price: \$12.50

Add to Cart



[Sentimental Christmas 12" X 12" \(30.5 X 30.5 Cm\) Designer Series Paper - 164209](#)

Price: \$12.50


Add to Cart



[Festive 12" X 12" \(30.5 X 30.5 Cm\) Glimmer Paper - 164106](#)

Price: \$12.00

Add to Cart



[Stylish Shapes Dies - 159183](#)

Price: \$30.00

Add to Cart



[Christmas Friends Bundle \(English\) - 164088](#)

Price: \$53.00

Add to Cart



[Sweetest Star Bundle \(English\) - 164098](#)

Price: \$38.50

Add to Cart



[Sentimental Wishes Bundle \(English\) - 164220](#)

Price: \$38.50


Add to Cart



[Basic White 8-1/2" X 11" Cardstock - 159276](#)

Price: \$13.00

Add to Cart



[Shaded Spruce 8-1/2" X 11" Cardstock - 146981](#)

Price: \$11.50

Add to Cart



[Tuxedo Black Memento Ink Pad - 132708](#)

Price: \$8.00

Add to Cart

Holiday Corner Bookmarks

Project Sheet - Sept 13 2024

Carol Buckalew

inkybeestampers@gmail.com

<https://www.inkybeestampers.com>



[Shaded Spruce
Classic Stampin'
Pad - 147088](#)

Price: \$9.00

Add to Cart



[Paper Trimmer -
152392](#)

Price: \$28.00

Add to Cart



[Paper Snips
Scissors - 103579](#)

Price: \$12.00

Add to Cart



[Silver & White 1/2\"
\(1.3 Cm\) Sheer
Ribbon - 162149](#)

Price: \$9.00

Add to Cart



[Real Red & White
Adhesive-Backed
Peppermints -
164050](#)

Price: \$8.50

Add to Cart