

Gone Fishing Father's Day Card

Project Sheet - May 9 2023

Carol Buckalew

inkybeestampers@gmail.com

<https://www.inkybeestampers.com>



I used the **Gone Fishing Bundle** and the **Let's Go Fishing 12" x 12" Designer Series Paper** to create this fun Father's Day card! Let's get started!

Supplies:

- Gone Fishing Bundle
- Let's Go Fishing 12" x 12" Designer Series Paper
- Rustic Metallic Adhesive-Backed Dots
- Baker's Twine Essentials Pack
- 2" Circle Punch
- Blending Brush
- Paper: Mossy Meadow, Wild Wheat, Basic White
- Ink: Mossy Meadow, Real Red, Pebbled Path
- Stampin' Blends: Wild Wheat, Boho Blue
- Adhesives: Multipurpose Liquid Glue, Stampin' Dimensionals, Mini Glue Dots
- Paper Trimmer
- Mini Stampin' Cut & Emboss Machine

Gone Fishing Father's Day Card

Project Sheet - May 9 2023

Carol Buckalew

inkybeestampers@gmail.com

<https://www.inkybeestampers.com>

1. Card Cuts:

- Card Base - Cut 1 Mossy Meadow cardstock to 8-1/2" x 5-1/2", score at 2-1/8" and 4-1/4"
- Mat - Cut 1 Wild Wheat cardstock to 5-3/8" x 4-1/8"
- DSP Panel - Cut 1 plaid pattern from the Let's Go Fishing DSP pack to 5-1/4" x 4"
- Scrap of Basic White cardstock for stamping and die cutting the bobber and fishing lure
- Scrap of Wild Wheat for punching sentiment label
- Inside Panel - Cut 1 Basic White cardstock to 5-3/8" x 4-1/8"
- DSP Strip - Cut 1 fish pattern from the Let's Go Fishing DSP pack to 5-3/8" x 1-1/2"
- Envelope Flap - Cut 1 coordinating DSP to 6" x 2-1/2"

2. Using the 2" Circle Punch, punch 1 circle from Wild Wheat cardstock. Stamp the sentiment "Happy Father's Day" using Mossy Meadow ink. Use a Blending Brush to lightly blend Mossy Meadow ink around the edges of the circle sentiment label.

3. On the DSP Panel measuring 5-1/4" x 4", lightly blend Mossy Meadow ink around the edges of the panel. Adhere the panel to the Wild Wheat mat. Apply glue to only the bottom portion of the card front (between the edge and the 2-1/8" score line) then adhere the plaid/Wild Wheat panel to the card front.

4. Stamp the following onto Basic White cardstock then use the coordinating dies to cut out:

- Stamp the bobber in Pebbled Path ink. Use the "fill" stamp for the bobber and stamp in Real Red ink
- Stamp the fishing lure in Pebbled Path ink. Use the light shade of a Wild Wheat Stampin' Blend to color in half of the feather on the lure. Color the other half of the feather on the lure using the light shade of a Boho Blue Stampin' Blend.

5. Use the fish die to die cut two fish from the Let's Go Fishing Designer Series Paper. Cut 1 additional fish from Basic White cardstock and adhere one of the die cut fish from the DSP to the white die cut (this will help to make the fish sturdier as this fish will be used for the easel stop on the card).

Gone Fishing Father's Day Card

Project Sheet - May 9 2023

Carol Buckalew

inkybeestampers@gmail.com

<https://www.inkybeestampers.com>



6. On the inside panel, adhere the 1-1/2" DSP strip to the bottom on the panel. Use a Blending Brush to lightly blend Mossy Meadow ink around the top portion of the panel. Third-generation stamp (ink up stamp then stamp two times on a scrap piece of paper, then stamp onto panel) the fish image several times across the top of the panel using Mossy Meadow ink. Refer to photo below. Adhere the panel to the inside of the card base.

Gone Fishing Father's Day Card

Project Sheet - May 9 2023

Carol Buckalew

inkybeestampers@gmail.com

<https://www.inkybeestampers.com>



7. Adhere the fish with the white cardstock backer to the DSP strip on the inside of the card. The fish will serve as the "stop" for the card easel. Adhere with Stampin' Dimensionals.
8. Adhere the sentiment label to the right side of the card front using Stampin' Dimensionals. Adhere the second fish just below and slightly overlapping the bottom of the sentiment label using Stampin' Dimensionals.
9. On the left side of the card, adhere a short piece of gray Baker's Twine to the card front vertically. Secure the ends using Mini Glue Dots. Adhere the bobber at the top of the twine and the fishing hook at the bottom of the twine using Stampin' Dimensionals.
10. Lightly blend Mossy Meadow ink onto the lower left corner of the envelope front. Third-generation stamp several fish in Mossy Meadow ink onto the envelope front.
11. Adhere the coordinating piece of DSP to the envelope flap and trim the excess paper away from the flap.
12. Adhere several Rustic Metallic Adhesive-Backed Dots to the card front.

Gone Fishing Father's Day Card

Project Sheet - May 9 2023

Carol Buckalew

inkybeestampers@gmail.com

<https://www.inkybeestampers.com>



This completes the card! The Gone Fishing Bundle and Let's Go Fishing Designer Series Paper are perfect for making cards for Father's Day, retirement, or for anyone who is a fishing enthusiast! It's such a cute set! There are also dies to recreate the inside of a tackled box...so FUN!

Gone Fishing Father's Day Card

Project Sheet - May 9 2023

Carol Buckalew

inkybeestampers@gmail.com

<https://www.inkybeestampers.com>



Gone Fishing
Bundle (English) -
161542

Price: \$49.50

Add to Cart



Let's Go Fishing
12" X 12" (30.5 X
30.5 Cm) Designer
Series Paper -
161534

Price: \$12.50


Add to Cart



2" (5.1 Cm) Circle
Punch - 133782

Price: \$22.00

Add to Cart



Rustic Metallic
Adhesive-Backed
Dots - 159082

Price: \$8.00

Add to Cart



Baker's Twine
Essentials Pack -
155475

Price: \$11.00

Add to Cart



Blending Brushes -
153611

Price: \$13.00


Add to Cart



Mossy Meadow 8-
1/2" X 11"
Cardstock -
133676

Price: \$10.00


Add to Cart



Wild Wheat 8-1/2"
X 11" Cardstock -
161725

Price: \$10.00

Add to Cart



Basic White 8-1/2"
X 11" Cardstock -
159276

Price: \$10.50

Add to Cart



Basic White
Medium Envelopes
- 159236

Price: \$8.50

Add to Cart



Mossy Meadow
Classic Stampin'
Pad - 147111

Price: \$9.00

Add to Cart



Real Red Classic
Stampin' Pad -
147084

Price: \$9.00


Add to Cart



Pebbled Path
Classic Stampin'
Pad - 161648

Price: \$9.00

Add to Cart



Wild Wheat
Stampin' Blends
Combo Pack -
161661

Price: \$10.00

Add to Cart



Boho Blue
Stampin' Blends
Combo Pack -
161659

Price: \$10.00

Add to Cart

Gone Fishing Father's Day Card

Project Sheet - May 9 2023

Carol Buckalew

inkybeestampers@gmail.com


<https://www.inkybeestampers.com>



Multipurpose
Liquid Glue -
110755

Price: \$5.50

Add to Cart



Mini Glue Dots -
103683

Price: \$5.75

Add to Cart



Stampin'
Dimensionals -
104430

Price: \$4.25

Add to Cart



Paper Trimmer -
152392

Price: \$26.00

Add to Cart



Mini Stampin' Cut
& Emboss
Machine - 150673

Price: \$66.00

Add to Cart