

# Rustic Harvest Thanksgiving Card

Project Sheet - Sept 30 2022

Carol Buckalew

[inkybeestampers@gmail.com](mailto:inkybeestampers@gmail.com)

<https://www.inkybeestampers.com>



Are you looking for a super simple and easy card that makes a statement? This is your card. I used the beautiful Rustic Harvest 12" x 12" Designer Series Paper and the Painted Pheasant Stamp Set to create this quick and easy Thanksgiving Day card!

## 1. Card Cuts:

- Card Base - Cut 1 Basic Black cardstock to 11" x 4-1/4", score at 5-1/2"
- Outside and Inside Mats - Cut 2 Crushed Curry cardstock panels to 5-3/8" x 4-1/8"
- DSP Panel - Cut 1 pumpkin print from the Rustic Harvest 12" x 12" Designer Series Paper to 5-1/4" x 4"
- DSP Banner - Cut 1 Crushed Curry print from the Rustic Harvest 12" x 12" Designer Series Paper to 4-3/4" x 2"
- Sentiment Label - Cut 1 Basic White cardstock to 2-1/2" x 1"
- Sentiment Label Mat - Cut 1 Basic Black cardstock to 2-5/8" x 1-1/8"
- Inside Panel - Cut 1 Basic White cardstock to 5-1/4" x 4"
- Envelope Flap - Cut 1 coordinating DSP to 6" x 2-1/2"

2. Start by adhering the pumpkin print panel to one of the Crushed Curry mats. Adhere this unit to the front of the card base.

# Rustic Harvest Thanksgiving Card

Project Sheet - Sept 30 2022

Carol Buckalew

[inkybeestampers@gmail.com](mailto:inkybeestampers@gmail.com)

<https://www.inkybeestampers.com>

3. From the Crushed Curry print DSP cut to 4-3/4" x 2", on one of the short ends of the panel find the center (1") and use your paper trimmer or scissors to cut from the edge up to 3/4". Use your paper trimmer or scissors to then cut from each corner to the 3/4" mark to form a banner. Adhere the banner to the card front, positioning the top of the banner in line with the pumpkin DSP edge, and approximately a 1/2" from the left edge of the pumpkin DSP.
4. Stamp the sentiment "Happy Thanksgiving" from the Painted Pheasant Stamp Set in Crushed Curry ink onto the white sentiment label. Adhere the sentiment label to its Basic Black cardstock mat. Adhere the sentiment label to the card front using Stampin' Dimensionals and center the sentiment label from top to bottom and left to right of the card front.
5. On the white inside panel, stamp the grass image from the Painted Pheasant Stamp Set in Crushed Curry ink on the lower right corner twice. You can overlap these stamped images. Adhere the panel to its Crushed Curry mat, then adhere this unit to the inside of the card.
6. Stamp the same grass image from the Painted Pheasant Stamp Set in Crushed Curry ink onto the lower right corner of the envelope front. Adhere the piece of coordinating DSP to the envelope flap then fussy cut around the flap to finish off the envelope.
7. Adhere an amber gem on each side of the sentiment label using gems from the Leaf Label & Amber Gem Combo Pack. Tie a double bow using Linen Thread and adhere the bow to the top center of the sentiment label using a Mini Glue Dot.



This completes the card! I told you it was quick and easy! : )

# Rustic Harvest Thanksgiving Card

Project Sheet - Sept 30 2022

Carol Buckalew

[inkybeestampers@gmail.com](mailto:inkybeestampers@gmail.com)

<https://www.inkybeestampers.com>

Products used to create today's card are included on the next page.


# Rustic Harvest Thanksgiving Card

Project Sheet - Sept 30 2022

Carol Buckalew

[inkybeestampers@gmail.com](mailto:inkybeestampers@gmail.com)

<https://www.inkybeestampers.com>



Rustic Harvest 12" X 12" (30.5 X 30.5 Cm) Designer Series Paper - 159633

Price: \$12.00


Add to Cart



Painted Pheasant Cling Stamp Set (English) - 159846

Price: \$19.00

Add to Cart



Leaf Label & Amber Gem Combo Pack - 159969

Price: \$8.00


Add to Cart



Linen Thread - 104199

Price: \$5.00

Add to Cart



Crushed Curry 8-1/2" X 11" Cardstock - 131199

Price: \$9.25

Add to Cart



Basic Black 8-1/2" X 11" Cardstock - 121045

Price: \$9.25

Add to Cart



Basic White 8-1/2" X 11" Cardstock - 159276

Price: \$10.25

Add to Cart



Basic White Medium Envelopes - 159236

Price: \$7.50

Add to Cart



Crushed Curry Classic Stampin' Pad - 147087

Price: \$8.00


Add to Cart



Multipurpose Liquid Glue - 110755

Price: \$4.00

Add to Cart



Mini Glue Dots - 103683

Price: \$5.25

Add to Cart



Stampin' Dimensionals - 104430

Price: \$4.25

Add to Cart



Paper Snips Scissors - 103579

Price: \$11.00

Add to Cart



Paper Trimmer - 152392

Price: \$25.00

Add to Cart