

Joy of Noel Holiday Card

Project Sheet - Aug 23 2023

Carol Buckalew

inkybeestampers@gmail.com

<https://www.inkybeestampers.com>



I shared a card earlier in the week created with the **Joy of Noel Bundle** that focused primarily on using die cuts. Here is another card created with the **Joy of Noel Stamp Set** which focuses on simple stamping and a little coloring with Stampin' Blends. This card uses limited supplies, too. So easy, and so pretty! The **Joy of Noel Bundle** is part of the **Joy of Christmas Suite Collection**. Let's get started!

Supplies:

- Joy of Noel Stamp Set (Item #161959)
- Ribbon Duo Combo Pack
- Pastel Adhesive-Backed Sequins
- Wink of Stella
- Cardstock: Basic White, Mossy Meadow, Lemon Lime Twist
- Ink: Cherry Cobbler, Wild Wheat, Tuxedo Black Memento Ink
- Stampin' Blends: Cherry Cobbler, Mossy Meadow, Lemon Lime Twist, Pretty Peacock, Color Lifter
- Adhesives: Multipurpose Liquid Glue, Mini Glue Dots

Joy of Noel Holiday Card

Project Sheet - Aug 23 2023

Carol Buckalew

inkybeestampers@gmail.com

<https://www.inkybeestampers.com>

- Paper Trimmer

1. Card Cuts:

- Card Base - Cut 1 Mossy Meadow cardstock to 8-1/2" x 5-1/2", score at 4-1/4"
- Outside & Inside Mats - Cut 2 Lemon Lime Twist cardstock to 5-3/8" x 4-1/8"
- Outside & Inside Panels - Cut 2 Basic White cardstock to 5-1/4" x 4"

2. Using the large holly/berry/pine stamp, stamp the image onto the lower left corner in Tuxedo Black Memento ink. Angle the image so that it is pointing towards the center of the card.

Refer to photos for placement. Use Stampin' Blends to color the image as follows:

- Color all of the berries using the dark shade of Cherry Cobbler. Use a Stampin' Blend Color Lifter to lift a highlight on all of the berries. Brush Wink of Stella over all of the berries once they have been colored.
- Color the holly leaves using the light and dark shade of Lemon Lime Twist. Color the entire leaf using the light shade, then use the dark shade to outline around the edges. This leaves a highlight in the centers of the leaves.
- Color the leaves using the light and dark shades of Mossy Meadow.
- Use the dark shade of Pretty Peacock to outline the pine needles, then add additional lines along the pine stem to make it look fuller.

Joy of Noel Holiday Card

Project Sheet - Aug 23 2023

Carol Buckalew

inkybeestampers@gmail.com

<https://www.inkybeestampers.com>



3. In the upper left-hand corner of the front panel, stamp the sentiment "Joyous" in Wild Wheat ink. Stamp the "Noel" sentiment in Cherry Cobbler ink onto the lower right-hand corner of the panel. Use the small greenery stamp and stamp around the previously stamped berries/holly/pine image using Wild Wheat ink. Carefully brush Wink of Stella over the two sentiments to give them a little sparkle. Adhere the panel to one of the Lemon Lime Twist mats, then adhere the panel to the card front.
4. Partially stamp the same berry/holly/pine image onto the lower left-hand corner of the inside panel in Tuxedo Black Memento ink. Color the image as you did in Step #2 above. Adhere the panel to the remaining Lemon Lime Twist mat, then adhere this unit to the inside of the card.

Joy of Noel Holiday Card

Project Sheet - Aug 23 2023

Carol Buckalew

inkybeestampers@gmail.com

<https://www.inkybeestampers.com>



5. Repeat partial stamping of the berry/holly/pine image onto the envelope front. Color the image as you did in Step #2 above. **Caution: Before coloring the image on the envelope with Stampin' Blends, place a scrap piece of cardstock or paper inside of the envelope to prevent bleed through of the markers.**
6. Place the two small holly leaves onto a stamping block so they are angled away from each other. Stamp the holly leaves onto the envelope flap in Tuxedo Black Memento Ink. Next, stamp the cluster of berries between the two holly leaves you just stamped and stamp in Cherry Cobbler ink. Color the holly leaves using a Lemon Lime Twist Stampin' Blend.
7. Tie a small bow from Lemon Lime Twist ribbon and adhere the bow to the lower left of the card front using a Mini Glue Dot. Adhere several gold Pastel Adhesive-Backed Sequins onto the card front to complete the card.

Joy of Noel Holiday Card

Project Sheet - Aug 23 2023

Carol Buckalew

inkybeestampers@gmail.com

<https://www.inkybeestampers.com>



This completes the card! This easy stamping and coloring makes for a beautiful card...especially if you want to make multiples of the same card to send out to your family and friends!

Products used to create this card are included on the next page. The item number for the Joy of Noel Stamp Set is included under the supply list above. The stamp set will be available on September 6!

Joy of Noel Holiday Card

Project Sheet - Aug 23 2023

Carol Buckalew

inkybeestampers@gmail.com


<https://www.inkybeestampers.com>



Ribbon Duo
Combo Pack -
161318

Price: \$10.00

Add to Cart



Pastel Adhesive-
Backed Sequins -
160387

Price: \$8.00


Add to Cart



Wink Of Stella
Clear Glitter Brush
- 141897

Price: \$8.00

Add to Cart



Basic White 8-1/2
X 11" Cardstock -
159276

Price: \$10.50


Add to Cart



Mossy Meadow 8-
1/2" X 11"
Cardstock -
133676

Price: \$10.00

Add to Cart



Lemon Lime Twist
8-1/2" X 11"
Cardstock -
144245

Price: \$10.00

Add to Cart



Cherry Cobbler
Classic Stampin'
Pad - 147083

Price: \$9.00

Add to Cart



Wild Wheat
Classic Stampin'
Pad - 161651

Price: \$9.00

Add to Cart



Tuxedo Black
Memento Ink Pad -
132708

Price: \$6.50

Add to Cart



Cherry Cobbler
Stampin' Blends
Combo Pack -
154880

Price: \$10.00

Add to Cart



Mossy Meadow
Stampin' Blends
Combo Pack -
154890

Price: \$10.00

Add to Cart



Lemon Lime Twist
Stampin' Blends
Combo Pack -
161682

Price: \$10.00

Add to Cart



Pretty Peacock
Stampin' Blends
Combo Pack -
161676

Price: \$10.00

Add to Cart



Stampin' Blends
Color Lifter -
144608

Price: \$5.00

Add to Cart



Multipurpose
Liquid Glue -
110755

Price: \$5.50

Add to Cart


Joy of Noel Holiday Card

Project Sheet - Aug 23 2023

Carol Buckalew

inkybeestampers@gmail.com

<https://www.inkybeestampers.com>



Mini Glue Dots -
103683

Price: \$5.75

Add to Cart



Paper Trimmer -
152392

Price: \$26.00

Add to Cart