

Hello Harvest & Gingham Cottage Friendship Card

Project Sheet - Sept 1 2022

Carol Buckalew

inkybeestampers@gmail.com

<https://www.inkybeestampers.com>



Nothing says Fall like an orange pumpkin! Today's friendship card was created using the Hello Harvest Bundle, Gingham Cottage 12" x 12" Designer Series Paper and the Rustic Harvest 12" x 12" Designer Series Paper. On with the project...

1. Card Cuts:

- Card Base - Cut 1 Basic Black cardstock to 8-1/2" x 5-1/2", score at 4-1/4"
- Mat - Cut 1 Pumpkin Pie cardstock to 5-3/8" x 4-1/8"
- DSP Panel - Cut 1 Gingham Cottage DSP (Pumpkin Pie color) to 5-1/4" x 4"
- DSP Strip - Cut 1 Rustic Harvest DSP (Black/white acorn print) to 5-1/4" x 1-1/2"
- Square for Die Cutting - Cut 1 Basic Black cardstock to approximately 3" x 3"
- Square from DSP - Cut 1 Rustic Harvest DSP to 2-1/2" x 2-1/2"
- Scraps of white cardstock for stamping and die cutting pumpkin and flower spray
- Scrap of Very Vanilla cardstock for stamping and die cutting the sentiment label
- Inside Mat - Cut 1 Pumpkin Pie cardstock to 5-3/8" x 4-1/8"
- Inside Panel - Cut 1 Very Vanilla cardstock to 5-1/4" x 4"
- DSP Strip - Cut 1 Rustic Harvest DSP (Black/white with acorn print) to 5-1/4" x 3/4"

Hello Harvest & Gingham Cottage Friendship Card

Project Sheet - Sept 1 2022

Carol Buckalew

inkybeestampers@gmail.com

<https://www.inkybeestampers.com>

- Envelope Flap - Cut 1 Gingham Cottage DSP (Pumpkin Pie color) to 6" x 2-1/2"
2. Start off by stamping all card components using Memento ink:
 - Stamp the sentiment "Wishing you the loveliest day" from the Hello Harvest Stamp Set onto a piece of scrap Very Vanilla cardstock
 - Stamp the pumpkin image and the flower spray image from the Hello Harvest Stamp Set
3. Color stamped images with Stampin' Blends as indicated below:
 - Pumpkin - Use the light and dark shade of Pumpkin Pie, then for the deepest shadows, use Cajun Craze. Use the lightest shade of Crumb Cake to color the border around the pumpkin. Use the light shade of Mossy Meadow to color in the stem.
 - Flower Spray - Color the smallest flowers using Fresh Freesia and Highland Heather. Color all flower leaves using Granny Apple Green. Color the sunflowers using Daffodil Delight for the petals and the light and dark shade of Cajun Craze for the centers. Color the sunflower leaves using the light shade of Mossy Meadow. Color the background using the light shade of Crumb Cake. Use the dark shade of Cherry Cobbler to dot in the berries.
 - Sentiment Label - Use the darkest shade of Crumb Cake to color in the right and left banner portions.
4. Die cut all images
 - Die cut the pumpkin, sentiment label, and flower spray using the Rustic Pumpkin Dies
 - Die cut a square from Basic Black cardstock using the largest square from the Stylish Shapes Dies
5. Adhere the Gingham Cottage DSP panel to its Pumpkin Pie mat, then adhere this unit to the card front. Adhere the 1-1/2" Rustic Harvest print strip to the center of the card front.
6. Adhere the DSP square to its black square mat. Adhere the flower spray to the top of the pumpkin. Turn the square unit to a diamond shape, then adhere the pumpkin directly to the square. The edges of the pumpkin and flowers will slightly overhang the square.
7. Using Stampin' Dimensionals, adhere the decorated square to the card front, maintaining the diamond shape. Position the diamond towards the bottom of the card and centered left to right.
8. Using Stampin' Dimensionals, adhere the sentiment label to the card front at the top center.
9. Tie a double bow from linen thread and adhere just under the sentiment label using a Mini Glue Dot.
10. On the inside panel, adhere the DSP strip to the right edge of the panel, then stamp the sentiment "you are missed" onto the panel using Memento ink. Adhere the panel to its Pumpkin Pie mat then adhere this unit to the inside of the card.
11. Adhere the coordinating piece of DSP to the envelope flap and fussy cut around the flap to finish off the envelope.
12. Adhere several Rustic Metallic Adhesive-backed Dots to the card front.

Hello Harvest & Gingham Cottage Friendship Card

Project Sheet - Sept 1 2022

Carol Buckalew

inkybeestampers@gmail.com

<https://www.inkybeestampers.com>



The card is complete! Send this beautiful fall card to a friend to let them know you're thinking about them!

Products used to create this card are included on the next page.

Hello Harvest & Gingham Cottage Friendship Card

Project Sheet - Sept 1 2022

Carol Buckalew

inkybeestampers@gmail.com


<https://www.inkybeestampers.com>



Hello Harvest
Bundle (English) -
159644

Price: \$49.50

Add to Cart



Stylish Shapes
Dies - 159183

Price: \$30.00

Add to Cart



Gingham Cottage
12" X 12" (30,5 X
30,5 Cm) Designer
Series Paper -
159651

Price: \$30.00

Add to Cart



Rustic Harvest 12"
X 12" (30.5 X 30.5
Cm) Designer
Series Paper -
159633

Price: \$12.00


Add to Cart



Linen Thread -
104199

Price: \$5.00

Add to Cart



Rustic Metallic
Adhesive-Backed
Dots - 159082

Price: \$8.00

Add to Cart



Basic Black 8-1/2"
X 11" Cardstock -
121045

Price: \$9.25

Add to Cart



Very Vanilla 8-1/2"
X 11" Cardstock -
101650

Price: \$10.25


Add to Cart



Pumpkin Pie 8-1/2"
X 11" Cardstock -
105117

Price: \$9.25

Add to Cart



Basic White 8-1/2"
X 11" Cardstock -
159276

Price: \$10.25

Add to Cart



Very Vanilla
Medium Envelopes
- 107300

Price: \$7.50

Add to Cart



Tuxedo Black
Memento Ink Pad -
132708

Price: \$6.00

Add to Cart



Crumb Cake
Stampin' Blends
Combo Pack -
154882

Price: \$9.00

Add to Cart



Pumpkin Pie
Stampin' Blends
Combo Pack -
154897

Price: \$9.00

Add to Cart



Cherry Cobbler
Stampin' Blends
Combo Pack -
154880

Price: \$9.00

Add to Cart

Hello Harvest & Gingham Cottage Friendship Card

Project Sheet - Sept 1 2022

Carol Buckalew

inkybeestampers@gmail.com
<https://www.inkybeestampers.com>



Highland Heather
Stampin' Blends
Combo Pack -
154887

Price: \$9.00

Add to Cart



Mossy Meadow
Stampin' Blends
Combo Pack -
154890

Price: \$9.00

Add to Cart



Daffodil Delight
Stampin' Blends
Combo Pack -
154883

Price: \$9.00

Add to Cart



Cajun Craze
Stampin' Blends
Combo Pack -
154879

Price: \$9.00

Add to Cart



Fresh Freesia
Stampin' Blends
Combo Pack -
155518

Price: \$9.00

Add to Cart



Granny Apple
Green Stampin'
Blends Combo
Pack - 154885

Price: \$9.00

Add to Cart



Multipurpose
Liquid Glue -
110755

Price: \$4.00

Add to Cart



Stampin'
Dimensionals -
104430

Price: \$4.25

Add to Cart



Mini Glue Dots -
103683

Price: \$5.25

Add to Cart



Paper Trimmer -
152392

Price: \$25.00

Add to Cart



Stampin' Cut &
Emboss Machine -
149653

Price: \$125.00

Add to Cart