

Octagon Fun Folds

Candy's Card Club January 2025--Memorable Blooms

Candy Rattray

210-355-5729

candy@sweetstamper.com

<http://sweetstamper.com>



Measurements:

- Petal Pink and Basic Black Cardstocks: 5-1/2" x 5-1/2" scored and folded at 4-1/4"
- Calypso Coral and Boho Blue Cardstocks: 3-1/2" x 3-1/2" for die-cutting
- Basic White Cardstock: 5-1/2" x 4-1/4" for stamping and die-cutting, 5" x 3-1/2"
- Shy Shamrock: 4-1/2" x 2" for die-cutting
- Petal Pink Cardstock: 1-1/2" circle
- Gorgeous Grape Cardstock: 3-1/2" x 1/2"
- DSP: 5-1/2" x 4"

Instructions:

1. Open card bases and put Seal on inside flap. Lay DSP onto that and press to adhere. On black card, layer 5" x 3-1/2" to inside using Seal.
2. Run Calypso Coral and Boho Blue Cardstocks thru Cut & Emboss with dies. You may need to use wax paper to help release the one with intricate flowers.
3. Adhere Calypso Coral die-cut to front center of Petal Pink card using TINY amount of Liquid Glue. Adhere Boho Blue octagon using Stampin' Dimensionals.
4. Stamp flower image twice and leafy image once on Basic White Cardstock. Color with Blends Markers:
 1. Dark and Light Calypso Coral on one set, Light and Dark Petal Pink on one set
 2. Dark and Light Shy Shamrock for leaves
5. Stamp leafy image on Basic White Cardstock with Tuxedo Black ink and color with Dark and Light Shy Shamrock Blends Markers. Cut out all colored images with Cut & Emboss (or fussy cut). Adhere flowers with Stampin' Dimensionals and stamped leaves with Seal.
6. Cut out one leafy die from Shy Shamrock Cardstock. Put tiny amount of Liquid Glue on back and slide under the blue octagon so it peeks out. Tie small bow in length of check ribbon

Octagon Fun Folds

Candy's Card Club January 2025--Memorable Blooms

Candy Rattray
210-355-5729

candy@sweetstamper.com
<http://sweetstamper.com>

and adhere next to flowers with Mini Glue Dot. Stamp greeting with Tuxedo Black ink on Petal Pink Cardstock and adhere to top of octagon with Seal.

7. Swipe Embossing Buddy across Gorgeous Grape Cardstock strip. Stamp greeting with VersaMark Pad. Sprinkle white embossing powder over greeting and shake off excess. Set with Heat Tool and flag both ends. Adhere to card front with Stampin' Dimensionals.



Octagon Fun Folds


Candy's Card Club January 2025--Memorable Blooms

Candy Rattray

210-355-5729

candy@sweetstamper.com

<http://sweetstamper.com>



[Memorable Blooms Bundle \(English\) - 164826](#)

Price: \$55.75



[VersaMark Pad - 102283](#)

Price: \$9.50



[Tuxedo Black Memento Ink Pad - 132708](#)

Price: \$8.00



[Petal Pink Stampin' Blends Combo Pack - 154893](#)

Price: \$11.00



[Calypso Coral Stampin' Blends Combo Pack - 154881](#)

Price: \$11.00



[Shy Shamrock Stampin' Blends Combo Pack - 163825](#)

Price: \$11.00



[Petal Pink 8-1/2" X 11" Cardstock - 146985](#)

Price: \$11.50




[Calypso Coral 8-1/2" X 11" Cardstock - 122925](#)

Price: \$11.50




[Gorgeous Grape 8-1/2" X 11" Cardstock - 146987](#)

Price: \$11.50




[Basic Black 8-1/2" X 11" Cardstock - 121045](#)

Price: \$11.50




[Boho Blue 8-1/2" X 11" Cardstock - 161724](#)

Price: \$11.50



[Shy Shamrock 8-1/2" X 11" Cardstock - 163795](#)

Price: \$11.50




[Mixed Media Florals 12" X 12" \(30.5 X 30.5 Cm\) Designer Series Paper - 164638](#)

Price: \$12.50



[Stampin' Cut & Emboss Machine - 149653](#)

Price: \$130.00



[Embossing Additions Tool Kit - 159971](#)

Price: \$27.00

Octagon Fun Folds

Candy's Card Club January 2025--Memorable Blooms

Candy Rattray
210-355-5729

candy@sweetstamper.com
<http://sweetstamper.com>




[Heat Tool - 129053](#)

Price: \$32.00



[Black & Very
Vanilla 3/8" \(1 Cm\)
Large Check
Ribbon - 161982](#)

Price: \$8.00



[Glossy Dots
Assortment -
158827](#)

Price: \$8.00




[Stampin' Seal -
152813](#)

Price: \$8.00



[Stampin'
Dimensionals -
104430](#)

Price: \$4.25



[Mini Glue Dots -
103683](#)

Price: \$7.25