

Gold Folds

Candy's Card Club-Changing Leaves

Candy Rattray

210-355-5729

candy@sweetstamper.com

<http://sweetstamper.com>



Measurements:

- Blackberry Bliss Cardstock: 11" x 4-1/4", scored and folded into a z at 5-1/2", 8-1/4" per card
- Basic Beige Cardstock: 5-1/4" x 4" per card for inside panel
- Wild Wheat Cardstock: 5-1/4" x 4" per card
- Basic Beige Cardstock: 3-3/4" x 1-1/2", 5" x 3-1/2" per card for inside
- Moody Mauve Cardstock: 2-3/4" x 1" per card for die-cutting
- Gold Foil Sheet: 5-1/2" x 5-1/2"

Gold Folds

Candy's Card Club-Changing Leaves

Candy Rattray
210-355-5729

candy@sweetstamper.com
<http://sweetstamper.com>

- DSP: 3-3/4" x 1-1/2", 2 for 1 card and 1 for the other

Instructions:

1. Run Moody Mauve Cardstock thru Cut & Emboss with label die and stamp greeting on each one using Early Espresso Ink. Run Gold Foil Sheet thru Hybrid Embossing Folder to create 3 leaf die-cuts. Run one Wild Wheat Cardstock panel thru Cut & Emboss with Embossing Folder only.
2. **For maple leaf card**, stamp maple leaf on Basic Beige Cardstock twice as shown using Wild Wheat ink. Layer to center of Wild Wheat Cardstock panel using Seal. Layer DSP on either side as shown using Seal.
3. Adhere this panel to card front, adhering to left flap only so fun fold card base will open, using plenty of Seal.
4. Adhere gold maple leaf and tag using Stampin' Dimensionals. Tie bow with length of ribbon and adhere to base of gold maple leaf using Mini Glue Dots. Scatter 3 of the Moody Mauve dots across card front as desired.
5. For gold leaf card, layer DSP to center of embossed Wild Wheat Cardstock using Seal and then to top flap only of fun fold card front using plenty of Seal.
6. Adhere large gold leaf and tag die using Stampin' Dimensionals. Tie bow from length of ribbon and adhere to leaf stem using Mini Glue dots. Scatter 3 of the Moody Mauve dots across card front as desired.



[Changing Leaves Bundle \(English\) - 164139](#)

Price: \$54.00



[Early Espresso Classic Stampin' Pad - 147114](#)

Price: \$9.00



[Wild Wheat Classic Stampin' Pad - 161651](#)

Price: \$9.00



[Blackberry Bliss 8-1/2" X 11" Cardstock - 133675](#)

Price: \$11.50



[Basic Beige 8-1/2" X 11" Cardstock - 164511](#)

Price: \$11.50

Gold Folds


Candy's Card Club-Changing Leaves

Candy Rattray

210-355-5729

candy@sweetstamper.com

<http://sweetstamper.com>



[Wild Wheat 8-1/2"
X 11" Cardstock -
161725](#)

Price: \$11.50




[Very Vanilla 8-1/2"
X 11" Cardstock -
101650](#)

Price: \$13.00



[Gold Foil Sheets -
132622](#)

Price: \$5.00



[Country Woods
12" X 12" \(30.5 X
30.5 Cm\) Designer
Series Paper -
163393](#)

Price: \$12.50




[Stampin' Cut &
Emboss Machine -
149653](#)

Price: \$130.00



[Blackberry Bliss &
Gold 1/2" \(1.3 Cm\)
Textured Ribbon -
164039](#)

Price: \$10.00




[2023-2025 In
Color™ Opaque
Sparkle Dots -
163782](#)

Price: \$8.00



[Stampin' Seal -
152813](#)

Price: \$8.00



[Mini Glue Dots -
103683](#)

Price: \$7.25



[Stampin'
Dimensionals -
104430](#)

Price: \$4.25