

Little Elephant Baby Shower Projects

Mikaela Titheridge

01480 896885

info@thecraftyoinkpen.co.uk

www.thecraftyoinkpen.stampinup.net



Products required:

Tools: Little Elephant Stamp Set and Elephant Builder Punch, Well Written Dies, variety of Circle Punches, Decorative Ribbon Border Punch

Cardstock: Gray Granite, Whisper White, Soft Sea Foam, Gold Foil

Inks: Gray Granite, Soft Sea Foam, Mossy Meadow

Embellishments and other: Whisper White Twine, Clear Mini Treat Boxes, Gusseted Cellophane Bags

Little Elephant

Baby Shower Projects

Mikaela Titheridge

01480 896885

info@thecraftyoinkpen.co.uk

www.thecraftyoinkpen.stampinup.net



Cards

- Both Cards have the same measurements. I simply cut the A4 Cardstock in half and scored it down the middle to form a cardbase.
- Take a sheet of Whisper White cardstock and holding it portrait, cut it vertically in half, before cutting into 7cm strips. The Welcome Invite card is a 2 3/4" strip and the Thank you card a 3" strip.
- You'll need a strip of Gold foil the same length as the side of your Thank you panel, to use the Decorative Ribbon punch on.
- Use the curve of the Elephant's back in the Punch to create the curve where the twine sits.
- Stamp the Elephants using Gray Granite ink
- Stamp the ground they are standing on in Soft Sea Foam
- Stamp the Balloons, hearts and wording in Mossy Meadow
- You'll stamp the larger elephant onto a scrap of white cardstock to punch out his ear that you'll raise with a Dimensional foam pad.

Optional Gold Foil: Using the Well Written Dies, die cut the words 'Thanks' and 'Welcome' from Gold Foil cardstock and adhere using a Fine Tip Glue

Little Elephant

Baby Shower Projects

Mikaela Titheridge

01480 896885

info@thecraftyoinkpen.co.uk

www.thecraftyoinkpen.stampinup.net



Treat Holders

- BOX:** Make up the Clear Mini Treat Box, before cutting a 1 1/4" strip of Soft Sea Foam, that's 9" long and wrapping it around the box (have the join to the top, as it will get covered with the topper)
 - Cut a thin strip of Gold Foil and attach to the back of a 1 3/4" circle of Gray Granite.
 - Stamp the Heat image with Mossy Meadow and the little flowers with Gray Granite, before punching out with the 1 1/2" circle punch. Assemble and attach to the top of the box.
-
- BAG:** Fill your treat bags with your choice of filling (Popcorn is affordable and topical). Using Soft Sea Foam cardstock, cut a piece that is 3 1/2" wide by 2" deep and score in half at 1" before stapling this to the top edge of the bag.
 - Using the Top curve of the Elephant punch, add a scoop out to each end of the topper and add twine for decoration.
 - Cover the staples with the layering up of a Gold Foil Flash, Gray Granite circle and white layered circle. You'll then add a stamped and punched out Elephant and Hand cut the Mossy Meadow Balloons behind his trunk.
 - Add another Gray Granite circle to the back of the packet to cover any visible staples.

Little Elephant

Baby Shower Projects

Mikaela Titheridge

01480 896885

info@thecraftyoinkpen.co.uk

www.thecraftyoinkpen.stampinup.net



- Taking a sheet of Soft Sea Foam cardstock, score along the long side every 1/2" before cutting into 1" strips.
- Concertina along the folds before manipulating into a circle. You can adjust the length of the strip to your desired circle size, before attaching into a hoop.
- Taking a Gray Granite Circle punch, apply some Hot Glue and stick down the concertina circle onto the disc of cardstock.
- Once cooled and set in place, assemble the topper in the same fashion as you did for the Mini Treat Box, this time adding the word 'Baby' die cut from Gold Foil and a cocktail stick, that I added with a Glue Dot, but could have been included just before the hot glue set.

Bunting

You can use any left over cardstock, Foil and Twine, to punch out circles and create some fun Bunting to decorate your room.

Little Elephant


Baby Shower Projects

Mikaela Titheridge

01480 896885

info@thecraftyoinkpen.co.uk


www.thecraftyoinkpen.stampinup.net



[Little Elephant Clear-Mount Bundle](#)

148340

Price: £31.50



[Well Written Dies](#)

148534

Price: £37.00



[Decorative Ribbon Border Punch](#)

143721

Price: £15.00



[Gray Granite Classic Stampin' Pad](#)

147118

Price: £7.00



[Mossy Meadow Classic Stampin' Pad](#)

147111

Price: £7.00



[Soft Sea Foam Classic Stampin' Pad](#)

147102

Price: £7.00



[Gray Granite A4 Cardstock](#)

147008

Price: £8.25



[Whisper White A4 Cardstock](#)

106549

Price: £9.00

Little Elephant

Baby Shower Projects

Mikaela Titheridge

01480 896885

info@thecraftyoinkpen.co.uk

www.thecraftyoinkpen.stampinup.net



Soft Sea Foam A4

Cardstock

147012

Price: £8.25



Gold Foil Sheets

132622

Price: £4.75



Clear Tiny Treat

Boxes

141699

Price: £6.75




3" X 6" (7.6 X 15.2

Cm) Gusseted

Cellophane Bags

141704

Price: £4.75



Whisper White Solid

Baker's Twine

124262

Price: £3.25