

# CARD: Outside the "Box" Hyacinth Card - Part 4 in my Waterfront Series

Tami White

[tami@stampwithtami.com](mailto:tami@stampwithtami.com)

[www.stampwithtami.com](http://www.stampwithtami.com)



Here's a super fun, outside the box, Hyacinth flower card that Linda created with the **Stampin Up Waterfront stamp set**. We shared this card on last week's Waterfront episode of the [Stampin Scoop show](#), it was inspired by Kathie Zaban. This is part 4 of my 5 part series. Tomorrow I'll be featuring the final segment of this awesome series in my online class, live on [Facebook at noon EST](#).

## HOW DO I MAKE IT?

**Stamp:** Stamp the words in Early Espresso ink on the Wood Textures dsp. Ink the flower (tree) tops in Melon Mambo ink and stamp them on Shimmery White card stock. Ink the flower (tree) stems in Always Artichoke ink, flip the stamp upside down and stamp under the flower tops. Use the Aqua Painter brush to blend the image and especially the stems to make grass.

**Big Shot:** Cut out the flower image with the Stitched Shapes circle die, cut the Melon Mambo with the Layering Circles (scallop circle).

**Assembly:** Assemble the card with snail Adhesive. Use Stampin Dimensionals on the circle panel to raise it up.

## MEASUREMENTS

- Crumb Cake Card Base = 8-1/2" x 5-1/2" (folded in half)
- Early Espresso Card Stock = 5" x 3-3/4"
- Wood Textures DSP: 4-7/8" x 3-5/8"
- Scraps = Shimmery White and Melon Mambo

# CARD: Outside the "Box" Hyacinth Card - Part 4 in my Waterfront Series

Tami White

[tami@stampwithtami.com](mailto:tami@stampwithtami.com)

[www.stampwithtami.com](http://www.stampwithtami.com)



Waterfront  
Photopolymer Stamp

Set  
146386



Early Espresso  
Classic Stampin' Pad

126974



Always Artichoke  
Classic Stampin' Pad

126972



Melon Mambo Classic  
Stampin' Pad

126948




Wood Textures  
Designer Series  
Paper Stack

144177




Shimmery White 8-1/2" X 11" Cardstock

101910



Early Espresso 8-1/2" X 11" Cardstock

119686



Crumb Cake 8-1/2" X 11" Cardstock


120953

# CARD: Outside the "Box" Hyacinth Card - Part 4 in my Waterfront Series

Tami White

[tami@stampwithtami.com](mailto:tami@stampwithtami.com)

[www.stampwithtami.com](http://www.stampwithtami.com)



[Melon Mambo 8-1/2"  
X 11" Cardstock](#)

115320



[5/8" \(1.6 Cm\) Burlap  
Ribbon](#)

141487




[Aqua Painters](#)

103954




[Big Shot](#)

143263



[Stitched Shapes  
Framelits Dies](#)

145372



[Layering Circle  
Framelits Dies](#)

141705



[Snail Adhesive](#)

104332



[Stampin'  
Dimensionals](#)

104430