

ONLINE CLASS & VIDEO: How to make a set of Halloween Cards

Tami White

tami@stampwithtami.com

www.stampwithtami.com




[Bone Appetit Kit](#)

152877




[Bone Appetit Refill](#)

152818



[Uninked Stampin' Craft Pad & Whisper White Refill](#)

147277



[Basic Black 8-1/2" X 11" Cardstock](#)

121045

ONLINE CLASS & VIDEO: How to make a set of Halloween Cards

Tami White

tami@stampwithtami.com

www.stampwithtami.com




[Gorgeous Grape 8-1/2" X 11" Cardstock](#)

146987



[Monster Bash Designer Series Paper](#)

150447




[Glitter Enamel Dots](#)

146934



[1" \(2.5 Cm\) Circle Punch](#)

119868



[Stitched Nested Labels Dies](#)

149638



[Black Stampin' Dimensionals Combo Pack](#)

150893



[Mini Glue Dots](#)

103683



[Snail Adhesive](#)

104332