

How to make a Centerfold Enclosure Card - Part 4 in Sweet Soiree Series

Tami White

tami@stampwithtami.com

www.stampwithtami.com



HOW DO I MAKE IT?

Score: Using the scoring blade on the Paper Trimmer, score the long side of the Whisper White Card Base at 2-1/8" x 6-3/8".

Big shot: Cut the 2nd smallest Stitched Shapes circle from the Layering Circles die. On Calypso Coral, place the 4th Smallest Circle inside the 3rd Smallest Scalloped Circle from the Layering Circles dies and run through the Big Shot.

Stamp: The "For You" in Fresh Fig in the center of the Stitched Shapes circle. Then stamp flower and leaves images in Calypso Coral and Pear Pizazz around the words. On the inside Whisper White panel, stamp the greeting in Calypso Coral and the Cake image in Fresh Fig. Use the Wink of Stella Glimmer Brush on the Calypso Coral circle.

Assembly: Use Snail adhesive for all assembly. Attach all panels. Line up the 2 circle panels over the front of the card for placement, be sure to only use adhesive on the left side of the stamped circle, and the right side of the calypso coral circle. Attach Rhinestone Jewel.

MEASUREMENTS

- Whisper White Card Base = 8-1/2" x 5-1/2"
- Sweet Soiree Specialty DSP = (2) 1-3/4" x 5-1/4"
- Calypso Coral Card Stock = 5-1/4" x 4"
- Whisper White Card Stock = 5" x 3-3/4"
- Scraps: Whisper White & Calypso Coral

How to make a Centerfold Enclosure Card - Part 4 in Sweet Soiree Series

Tami White

tami@stampwithtami.com

www.stampwithtami.com



[Cake Soiree Clear-Mount Bundle](#)

147627



[Cake Soirée Clear-Mount Stamp Set](#)

145745



[Sweet Soirée Specialty Designer Series Paper](#)

145564



[Whisper White 8-1/2" X 11" Cardstock](#)

100730



[Calypso Coral 8-1/2" X 11" Cardstock](#)

122925



[Calypso Coral Classic Stampin' Pad](#)

126983



[Pear Pizzazz Classic Stampin' Pad](#)

131180



[Fresh Fig Classic Stampin' Pad](#)

144082

How to make a Centerfold Enclosure Card - Part 4 in Sweet Soiree Series

Tami White


tami@stampwithtami.com

www.stampwithtami.com



[Sweet Soirée
Embellishment Kit](#)

145578



[Rhinstone Basic
Jewels](#)

144220



[Clear Wink Of Stella
Glitter Brush](#)

141897




[Stampin' Trimmer](#)

126889




[Big Shot](#)

143263



[Layering Circle
Framelits Dies](#)

141705



[Stitched Shapes
Framelits Dies](#)

145372



[Snail Adhesive](#)

104332