

# BLOG HOP & VIDEO: How to make Foil Z Fold Christmas Card

Tami White

[tami@stampwithtami.com](mailto:tami@stampwithtami.com)

[www.stampwithtami.com](http://www.stampwithtami.com)




# BLOG HOP & VIDEO: How to make Foil Z Fold Christmas Card

Tami White

[tami@stampwithtami.com](mailto:tami@stampwithtami.com)

[www.stampwithtami.com](http://www.stampwithtami.com)



[A Wish For Everything Cling Stamp Set](#)  
149320

[Add to Cart](#)

[Merry Christmas Dies](#)  
147912

[Add to Cart](#)

[Noble Peacock Specialty Designer Series Paper](#)  
149493

[Add to Cart](#)


[Noble Peacock Foil Sheets](#)  
149495

[Add to Cart](#)



[Copper Foil Sheets](#)  
142020

[Add to Cart](#)



[Very Vanilla 8-1/2" X 11" Cardstock](#)  
101650

[Add to Cart](#)



[Blueberry Bushel 8-1/2" X 11" Cardstock](#)  
146968

[Add to Cart](#)



[Old Olive 8-1/2" X 11" Cardstock](#)  
100702


[Add to Cart](#)

# BLOG HOP & VIDEO: How to make Foil Z Fold Christmas Card

Tami White

[tami@stampwithtami.com](mailto:tami@stampwithtami.com)

[www.stampwithtami.com](http://www.stampwithtami.com)



[Tranquil Tide 8-1/2" X  
11" Cardstock](#)  
144246

[Add to Cart](#)



[VersaMark Pad](#)  
102283

[Add to Cart](#)



[Copper Stampin'  
Emboss Powder](#)  
141636

[Add to Cart](#)



[Heat Tool \(Us And  
Canada\)](#)  
129053

[Add to Cart](#)



[Embossing Buddy](#)  
103083

[Add to Cart](#)



[Brightly Gleaming Foil  
Elements](#)  
150431

[Add to Cart](#)



[Paper Trimmer](#)  
152392

[Add to Cart](#)



[Snail Adhesive](#)  
104332

[Add to Cart](#)

# BLOG HOP & VIDEO: How to make Foil Z Fold Christmas Card

Tami White

[tami@stampwithtami.com](mailto:tami@stampwithtami.com)

[www.stampwithtami.com](http://www.stampwithtami.com)



[Stampin'  
Dimensionals](#)

104430

[Add to Cart](#)



[Very Vanilla/Copper  
1/2" \(1.3 Cm\) Classic  
Weave Ribbon](#)

150394

[Add to Cart](#)



[1" \(2.5 Cm\) Circle  
Punch](#)

119868

[Add to Cart](#)

[Add All to Cart](#)