

Wonderful World Diamond Easel Cards 1-3

Tami White
tami@stampwithtami.com
www.stampwithtami.com



Cards 1-3 in my Diamond Easel Series. I have 2 sizes, these are the large easel cards. See the video and template for help with the fold.

MEASUREMENTS & CUTS:

- Large Diamond Easel Card Base:
12" x 6" scored on the long side at 6" & 3"
Mark each end and the 4 sides at 3"
Line up the marks and cut into a point on either end.
- Square (Front Panel): 4-1/4" x 4-1/4"
- Square Mat: (2) 4" x 4"
- Square DSP: (2) 3-3/4" x 3-3/4"
- Mat: 2-1/2" x 2-1/2" cut diagonally
- DSP: 2-1/4" x 2-1/4" cut diagonally
- Rectangle Mat: (2) 5-3/4" x 2-3/4"
- Rectangle DSP/White: (2) 5-1/2" x 2-1/2"

INSTRUCTIONS:

- Die cut all of the labels and accent pieces.
- Stamp the words on the labels.
- Cut out the flowers from the Wonderful World Designer Series Paper.
- Assemble the cards with Seal Adhesive & Stampin' Dimensionals.
- Attach embellishments (Pearls or Dots)

Wonderful World Diamond Easel Cards 1-3

Tami White
tami@stampwithtami.com
www.stampwithtami.com



Friends Are Like
Seashells
Photopolymer
Stamp Set
(English) - 158203



Celebrating You
Cling Stamp Set
(English) - 158028



Rich Razzleberry
Classic Stampin'
Pad - 147091



Mossy Meadow
Classic Stampin'
Pad - 147111




Orchid Oasis
Classic Stampin'
Pad - 159214




Rich Razzleberry
8-1/2" X 11"
Cardstock -
115316



Blushing Bride 8-
1/2" X 11"
Cardstock -
131198



Orchid Oasis 8-
1/2" X 11"
Cardstock -
159267




Starry Sky 8-1/2" X
11" Cardstock -
159263




Mossy Meadow 8-
1/2" X 11"
Cardstock -
133676




Basic White 8-1/2"
X 11" Cardstock -
159276




Pastel Pearls -
154571



2022-2024 In Color
Matte Decorative
Dots - 159186



Elegant Faceted
Gems - 152464



Beautiful Shapes
Dies - 158046



Stampin' Cut &
Emboss Machine -
149653



Paper Snips
Scissors - 103579



Paper Trimmer -
152392



Stampin' Seal -
152813



Stampin'
Dimensionals -
104430