

Diy Christmas Gingham Treat Box

Angie Pyjas
817-975-3141

stampingwithmore@gmail.com
<http://www.stampingwithmore.com>



Everyday Arches for the back of the Treat Box.

Peaceful Pine Cardstock for the Box 3-1/2" x 5-1/2".

Score on the 3-1/2" side at 1/2" and 1".

Score on the 5-1/2" side at 1/2", 1", 4-1/2", 5".

Gingham Gallery Designer Series Paper for Matting.

Cut one at 1-3/4" x 3-3/8".

Diy Christmas Gingham Treat Box

Angie Pyjas

817-975-3141

stampingwithmore@gmail.com

<http://www.stampingwithmore.com>




[Everyday Arches Dies - 164629](#)

Add to Cart




[Stitched Stocking Bundle \(English\) - 168231](#)

Add to Cart




[Peaceful Pine 8-1/2\"/>](#)

Add to Cart



[Basic White 8-1/2\"/>](#)

Add to Cart



[2026-2028 In Color™ Gingham Gallery 12\"/>](#)

Add to Cart



[Peaceful Pine 3/8\"/>](#)

Add to Cart



[Adhesive-Backed Mini Christmas Buttons - 168234](#)

Add to Cart



[Simply Scored Scoring Tool - 122334](#)

Add to Cart



[Stampin' Cut & Emboss Machine - 149653](#)

Add to Cart

Add All to Cart