

# Easy DIY Halloween Box – Perfect for Kids' Treats!

Angie Pyjas

817-975-3141

[stampingwithamore@gmail.com](mailto:stampingwithamore@gmail.com)

<http://www.stampingwithamore.com>



Pumpkin Pie Cardstock for the Box 9" x 7".

Score on the 9" side at 1", 4", 5", 8".

Score on the 7" side at 1", 2", 5", 6".

Spooky Sweet Designer Series Paper for Matting.

Cut one at 2-3/4" x 2-3/4".


Cut four at 7/8" x 2-3/4"

# Easy DIY Halloween Box – Perfect for Kids' Treats!

Angie Pyjas

817-975-3141

[stampingwithamore@gmail.com](mailto:stampingwithamore@gmail.com)  
<http://www.stampingwithamore.com>




[Stylish Shapes Dies - 159183](#)

Add to Cart




[Spooky Sweet 12\"/>](#)

Add to Cart



[Pumpkin Pie 8-1/2\"/>](#)

Add to Cart



[Basic White 8-1/2\"/>](#)

Add to Cart



[Tuxedo Black Memento Ink Pad - 132708](#)

Add to Cart



[Simply Scored Scoring Tool - 122334](#)

Add to Cart



[Stampin' Seal+ - 149699](#)

Add to Cart



[Stampin' Dimensionals - 104430](#)

Add to Cart