

DIY Easter Basket Tutorial with the Easter Bunny Stamp Set

Angie Pyjas
817-975-3141

stampingwithmore@gmail.com
<http://www.stampingwithmore.com>



Highland Heather Cardstock for Box 6-3/4" x 3".

Score on the 6-3/4" side at 2" and 4-3/4".

Score on the 3" side at 1/2" and 2-1/2". (or 1/2" on each side)

Subtles 6" x 6" Designer Series Paper Assortment for Matting.

Cut two at 2-1/4" x 2-1/2".

Cut two at 1-3/4" x 1-3/4".

DIY Easter Basket Tutorial with the Easter Bunny Stamp Set


Angie Pyjas
817-975-3141

stampingwithmore@gmail.com
<http://www.stampingwithmore.com>



Easter Bunny
Photopolymer
Stamp Set
(English) - 160272

Add to Cart



Scalloped
Contours Dies -
155560

Add to Cart




Rectangle Stitched
Dies - 151820

Add to Cart



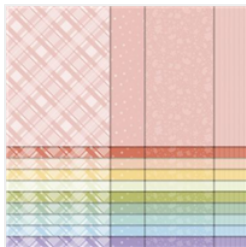
Highland Heather
8-1/2" X 11"
Cardstock -
146986

Add to Cart



Basic White 8-1/2"
X 11" Thick
Cardstock -
159229

Add to Cart



Subtles 6" X 6"
(15.2 X 15.2 Cm)
Designer Series
Paper - 159255

Add to Cart



Crumb Cake
Stampin' Blends
Combo Pack -
154882

Add to Cart



Flirty Flamingo
Stampin' Blends
Combo Pack -
154884

Add to Cart



Highland Heather
Stampin' Blends
Combo Pack -
154887

Add to Cart



Granny Apple
Green Stampin'
Blends Combo
Pack - 154885

Add to Cart



White 3/8" (1 Cm)
Glittered Organdy
Ribbon - 156408

Add to Cart



Paper Trimmer -
152392

Add to Cart



Stampin' Cut &
Emboss Machine -
149653

Add to Cart



Tear & Tape
Adhesive - 154031

Add to Cart



Stampin' Seal -
152813

Add to Cart

DIY Easter Basket Tutorial with the Easter Bunny Stamp Set

Angie Pyjas
817-975-3141

stampingwithmore@gmail.com
<http://www.stampingwithmore.com>



2022–2024 In
Color Baker's
Twine Pack -
159195

Add to Cart