

# Quick & Easy DIY Birthday Party Favor

Angie Pyjas  
817-975-3141

[stampingwithmore@gmail.com](mailto:stampingwithmore@gmail.com)  
<http://www.stampingwithmore.com>



Lemon Lolly Cardstock - Cut two of the Countryside Corners Largest Dies.

Cut one to 3".

Lemon Lolly Cardstock for the inside piece of Box 7-1/2" x 1".

Score on the 7-1/2" side at 2", 3", 4-1/2", 5-1/2".

Score on the 1" side at 1/4 and 3/4".

Bright and Beautiful Designer Series Paper for Mats.


Cut two Mats using the next largest size Countryside Corners Dies.

On one of the Mats, cut off at 2-3/4".

# Quick & Easy DIY Birthday Party Favor

Angie Pyjas  
817-975-3141


[stampingwithmore@gmail.com](mailto:stampingwithmore@gmail.com)  
<http://www.stampingwithmore.com>




Countryside  
Corners Dies -  
161471



Beautiful Balloons  
Bundle (English) -  
161457



Stylish Shapes  
Dies - 159183



Basic White 8-1/2"  
X 11" Thick  
Cardstock -  
159229



Lemon Lolly 8-1/2"  
X 11" Cardstock -  
161720



Bright & Beautiful  
6" X 6" (15.2 X  
15.2 Cm) Designer  
Series Paper -  
161449



Lemon Lolly  
Classic Stampin'  
Pad - 161666



Blueberry Bushel  
Classic Stampin'  
Pad - 147138



Berry Burst Classic  
Stampin' Pad -  
147143



3/8" (1 Cm) Sheer  
Ribbon Combo  
Pack - 161635



Tuxedo Black  
Memento Ink Pad -  
132708




Stampin' Cut &  
Emboss Machine -  
149653



Stampin' Seal+ -  
149699



Stampin'  
Dimensionals -  
104430



Mini Glue Dots -  
103683

Add All to Cart