

Easy Christmas Slider Candy Holder

Angie Pyjas

817-975-3141

stampingwithamore@gmail.com

<http://www.stampingwithamore.com>



Crumb Cake Cardstock for the Box 4-1/4" x 5-1/2".

Score on the 5-1/2" side at 1/2", 1", 3", 3-1/2".

Score on the 4-1/4" side at 1/2".

Crumb Cake Cardstock for the Inside Slider Piece 5-1/4" x 2".

Score on the 5-1/4" side at 1" and 1-1/2".

Christmas Tags & More Designer Series Paper for Matting.

Cut two at 1-7/8" x 3-5/8".

Cut two at 1-7/8" x 3/8".

Cut two at 3/8" x 3-5/8".

Cut one 7/8" x 1-7/8".

Basic White Cardstock for the sentiment 2-1/4" x 1-1/2".


Easy Christmas Slider Candy Holder

Angie Pyjas

817-975-3141

stampingwithmore@gmail.com


<http://www.stampingwithmore.com>




[Homemade Treats
Bundle \(English\) -
166017](#)



[Christmas Tags &
More 6" X 6" \(15.2
X 15.2 Cm\) Mix &
Match Specialty
Designer Series
Paper - 165907](#)



[Crumb Cake 8-1/2"
X 11" Cardstock -
120953](#)



[Basic White 8-1/2"
X 11" Cardstock -
166780](#)



[Gold Foil Sheets -
132622](#)



[Real Red 1/2" \(1.3
Cm\) Shiny Ribbon
- 165876](#)




[Pecan Pie Classic
Stampin' Pad -
161665](#)



[Real Red Classic
Stampin' Pad -
147084](#)



[Simply Scored
Scoring Tool -
122334](#)



[Stampin' Cut &
Emboss Machine -
149653](#)



[Stampin' Seal+ -
149699](#)



[Stampin' Seal -
152813](#)