

Quick & Easy DIY Christmas Treat Packaging Idea

Angie Pyjas
817-975-3141

stampingwithamore@gmail.com
<http://www.stampingwithamore.com>



Real Red Cardstock for the Holder 2" x 9-1/2".

Mat Optional: Traditions of Christmas DSP 1-3/4" x 9-1/2".

Basic White for the Topper 3" x 3-1/2".

Score on the 3-1/2" side at 1-3/4".

Real red Cardstock for the trim on the Topper 1/4" x 3".

[Here is a link to the Clear Bags\(similar to the ones I used\)](#)

Quick & Easy DIY Christmas Treat Packaging Idea

Angie Pyjas

817-975-3141


stampingwithamore@gmail.com

<http://www.stampingwithamore.com>



[Gingerbread Man Bundle \(English\) - 165785](#)

Add to Cart




[Homemade Treats Bundle \(English\) - 166017](#)

Add to Cart




[Delicate Pines Dies - 166073](#)

Add to Cart



[Real Red 8-1/2" X 11" Cardstock - 102482](#)

Add to Cart



[Basic White 8-1/2" X 11" Cardstock - 166780](#)

Add to Cart




[Pecan Pie Classic Stampin' Pad - 161665](#)

Add to Cart



[Real Red Classic Stampin' Pad - 147084](#)

Add to Cart



[Garden Green 8-1/2" X 11" Cardstock - 102584](#)

Add to Cart



[Simply Scored Scoring Tool - 122334](#)

Add to Cart



[Stampin' Cut & Emboss Machine - 149653](#)

Add to Cart