

Thanksgiving/Fall Treat Bags Tutorial

Angie Pyjas

817-975-3141

ash2jay@aol.com

<http://www.stampingwithamore.com>



Sweet Stockings Designer Series Paper 6" x 11"

Score on the 11" side at 1", 5-1/2", 6-1/2".

Score on the 6" side at 1" and 5".

Subtles 6 x 6 Designer Series Paper for Banners.

Cut one at 1" x 3-1/4".

Cut one at 1" x 2-3/4"

Pool Party Cardstock for Sentiment 1" x 3".

Thanksgiving/Fall Treat Bags Tutorial

Angie Pyjas

817-975-3141

ash2jay@aol.com

<http://www.stampingwithamore.com>



[Stitched Leaves Dies - 153567](#)

Add to Cart




[Pretty Pumpkins Bundle - 156478](#)

Add to Cart




[Sweet Stockings 12" X 12" \(30.5 X 30.5 Cm\) Designer Series Paper - 156281](#)

Add to Cart



[Pumpkin Pie 8-1/2" X 11" Cardstock - 105117](#)

Add to Cart




[Early Espresso 8-1/2" X 11" Cardstock - 119686](#)

Add to Cart



[Pool Party 8-1/2" X 11" Cardstock - 122924](#)

Add to Cart



[Pool Party 3/8" \(1 Cm\) Sheer Ribbon - 152462](#)

Add to Cart



[Early Espresso Classic Stampin' Pad - 147114](#)

Add to Cart



[Tuxedo Black Memento Ink Pad - 132708](#)

Add to Cart



[Pumpkin Pie Stampin' Blends Combo Pack - 154897](#)

Add to Cart



[Bronze & Ivory Stampin' Blends Combo Pack - 154922](#)

Add to Cart