

# DIY Gingerbread Pencil Holder in Minutes!

Angie Pyjas

817-975-3141

[stampingwithamore@gmail.com](mailto:stampingwithamore@gmail.com)

<http://www.stampingwithamore.com>



Pecan Pie Cardstock for the Holder 8-1/2" x 2-1/2".

Score on the 8-1/2" side at 4-1/2".

Score on the 2-1/2" side at 1/2" and 2".

Cut off the 1/2" piece on top of holder as shown in video.


North Pole Delivery Designer Series Paper for Matting.

Cut one at 1-3/8" x 3-7/8".

# DIY Gingerbread Pencil Holder in Minutes!


Angie Pyjas  
817-975-3141

[stampingwithamore@gmail.com](mailto:stampingwithamore@gmail.com)  
<http://www.stampingwithamore.com>



[Homemade Treats Bundle \(English\) - 166017](#)

Add to Cart




[Branching Out Dies - 165775](#)

Add to Cart




[Gingerbread Man Bundle \(English\) - 165785](#)

Add to Cart




[Gingerbread Man Dies - 165784](#)

Add to Cart



[Pecan Pie 8-1/2" X 11" Cardstock - 161717](#)

Add to Cart



[Basic White 8-1/2" X 11" Cardstock - 166780](#)

Add to Cart



[Garden Green 8-1/2" X 11" Cardstock - 102584](#)

Add to Cart



[Real Red 8-1/2" X 11" Cardstock - 102482](#)

Add to Cart



[Real Red 1/2" \(1.3 Cm\) Shiny Ribbon - 165876](#)

Add to Cart



[Hole Punch Assortment - 165409](#)

Add to Cart



[Simply Scored Scoring Tool - 122334](#)

Add to Cart



[Stampin' Cut & Emboss Machine - 149653](#)

Add to Cart



[Stampin' Seal+ - 149699](#)

Add to Cart



[Tear & Tape Adhesive - 154031](#)

Add to Cart