

Diy St. Patrick's Day Treat Box

Angie Pyjas

817-975-3141

stampingwithamore@gmail.com

<http://www.stampingwithamore.com>



Garden Green or Shaded Spruce Cardstock for the Box. 6" x 8-1/2".

Score on the 6" side at 1/2", 1-1/2", 4-1/2", 5-1/2".

Score on the 8-1/2" side at 1/2", 3-1/2", 4-1/2", 7-1/2".

Regals 6" x 6" Designer Series Paper Pack for the Matting.

Cut one at 2-7/8" x 2-7/8".

Cut four at 2-7/8" x 7/8".

Diy St. Patrick's Day Treat Box

Angie Pyjas

817-975-3141


stampingwithmore@gmail.com

<http://www.stampingwithmore.com>




[Good Luck
Photopolymer
Stamp Set
\(English\) - 167223](#)

Add to Cart



[Stylish Shapes
Dies - 159183](#)

Add to Cart




[Garden Green 8-
1/2" X 11"
Cardstock -
102584](#)

Add to Cart



[Shaded Spruce 8-
1/2" X 11"
Cardstock -
146981](#)

Add to Cart



[Basic White 8-1/2"
X 11" Thick
Cardstock -
159229](#)

Add to Cart



[Crushed Curry
Classic Stampin'
Pad - 147087](#)

Add to Cart



[Garden Green
Classic Stampin'
Pad - 147089](#)

Add to Cart



[Shaded Spruce
Classic Stampin'
Pad - 147088](#)

Add to Cart



[Garden Green 1/8"
\(3.2 Mm\) Chevron
Ribbon - 167212](#)

Add to Cart



[Simply Scored
Scoring Tool -
122334](#)

Add to Cart



[Wink Of Stella
Clear Glitter Brush
- 141897](#)

Add to Cart