

# Charming Mini Purse for Christmas Treats

Angie Pyjas  
817-975-3141

[stampingwithamore@gmail.com](mailto:stampingwithamore@gmail.com)  
<http://www.stampingwithamore.com>



Garden Green Cardstock for the Purse 4" x 6".

Score on the 6" side at 2-1/2" and 3-1/2".

Mark on the 4" side top at 1/2" and 3-1/2".

Mark the score line at 1" and 3".

Do this on both sides of the cardstock as shown in video.

Score from the 1/2" mark to the 1" mark and from the 3-1/2" mark to the 3" mark. Do this on both sides.

Score the middle score marks as shown in the video.

Christmas Tags & More Designer Series Paper for Matting/

Cut two at 3" x 2-3/8".

Mark on the bottom of the 3" side at 1/2" and 2-1/2" as shown on video and cut as shown.

# Charming Mini Purse for Christmas Treats


Angie Pyjas  
817-975-3141

[stampingwithamore@gmail.com](mailto:stampingwithamore@gmail.com)  
<http://www.stampingwithamore.com>




[A Little Cheer  
Bundle \(English\) -  
166124](#)

Add to Cart




[Stylish Shapes  
Dies - 159183](#)

Add to Cart



[Garden Green 8-  
1/2\" X 11\"  
Cardstock -  
102584](#)

Add to Cart



[Basic White 8-1/2\"  
X 11\" Cardstock -  
166780](#)

Add to Cart



[Tuxedo Black  
Memento Ink Pad -  
132708](#)

Add to Cart



[Real Red Classic  
Stampin' Pad -  
147084](#)

Add to Cart



[White 1/4\" \(6.4  
Mm\) Ribbon -  
165562](#)

Add to Cart



[Real Red & White  
Baker's Twine -  
164051](#)

Add to Cart




[Simply Scored  
Scoring Tool -  
122334](#)

Add to Cart



[Mini Stampin'  
Dimensionals -  
144108](#)

Add to Cart



[Mini Glue Dots -  
103683](#)

Add to Cart