Perfect Diy Christmas Treat Box

Angie Pyjas
817-975-3141
stampingwithamore@gmail.com
http://www.stampingwithamore.com



Pool Party Cardstock for the Box 9-1/2" x 8-1/2".

Score on the 9-1/2" side at 1/2", 2-3/4", 5" 7-1/4".

Score on the 8-1/2" side at 2-1/4" and 6-1/4". For the Top of the Box hand score every other box at 1/2". (as shown in video)

I used the Stampin'up Painted Patch Designer Series Paper for tha Matting piece.

The Scalloped pieces are the Stampin'up Scalloped Christmas Cheer Dies.

Images © Stampin' Up! 1990 - Current

Perfect Diy Christmas Treat Box

Angie Pyjas
817-975-3141
stampingwithamore@gmail.com
http://www.stampingwithamore.com



[Christmas Crew Bundle (English) - 168377]

Add to Cart



[Scalloped Christmas Cheer Dies - 168544]

Add to Cart



[Pool Party 8-1/2" X 11" Cardstock - 122924]

Add to Cart



[Basic White 8-1/2" X 11" Thick Cardstock - 159229]

Add to Cart



[Painted Patch 12" X 12" (30.5 X 30.5 Cm) Designer Series Paper - 168430]

Add to Cart



[Coastal Cabana Classic Stampin' Pad - 147097]

Add to Cart



[Ladybug Garden Epoxy Shapes - 167005]

Add to Cart



[White 3/8" (1 Cm) Textured Ribbon - 168550]

Add to Cart



[Baker's Twine Essentials Pack - 155475]

Add to Cart



[Hole Punch Assortment - 165409]

Add to Cart



[Simply Scored Scoring Tool - 122334]

Add to Cart



[Stampin' Cut & Emboss Machine - 149653]

Add to Cart



[Stampin' Dimensionals - 104430]

Add to Cart

Images © Stampin' Up! 1990 - Current