

How to Craft a Fun Halloween Treat Box

Angie Pyjas
817-975-3141

stampingwithamore@gmail.com
<http://www.stampingwithamore.com>



Pumpkin Pie Cardstock for the Box 7" x 5" CUT TWO.

Score both on the 7" side at 1/2", 1-1/2", 5-1/2", 6-1/2".

Score on the 5" side at 1/2", 1-1/2", 3-1/2", 4-1/2".

Pumpkin Pie Cardstock For the Handle 3-3/4" x 4".

Score on th 3-3/4" side at 2".

Spooky Sweet Designer Series Paper For Matting.

Cutt two at 7/8" x 3-7/8".

Cut two at 1-7/8" x 3-7/8".

Cut four 7/8" x 1-7/8".


How to Craft a Fun Halloween Treat Box

Angie Pyjas

817-975-3141

stampingwithamore@gmail.com

<http://www.stampingwithamore.com>




[Nestled Essentials
Dies - 161597](#)

Add to Cart



[Pumpkin Pie 8-1/2"
X 11" Cardstock -
105117](#)

Add to Cart



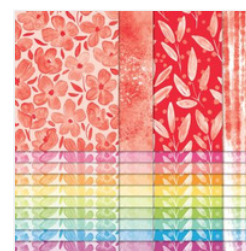
[Basic White 8-1/2"
X 11" Cardstock -
166780](#)

Add to Cart



[Spooky Sweet 12"
X 12" \(30.5 X 30.5
Cm\) Specialty
Designer Series
Paper - 166191](#)

Add to Cart



[Brights 6" X 6"
\(15.2 X 15.2 Cm\)
Designer Series
Paper - 165301](#)

Add to Cart



[Secret Sea 3/8" \(1
Cm\) Faux Linen
Ribbon - 165273](#)

Add to Cart



[Tuxedo Black
Memento Ink Pad -
132708](#)

Add to Cart



[Simply Scored
Scoring Tool -
122334](#)

Add to Cart



[Stampin' Cut &
Emboss Machine -
149653](#)

Add to Cart



[Tear & Tape
Adhesive - 154031](#)

Add to Cart