

Diy Christmas Hershey's Kisses Treat Holder

Angie Pyjas
817-975-3141

stampingwithamore@gmail.com
<http://www.stampingwithamore.com>



Real Red, Old Olive, Cherry Cobbler Cardstock of your choice for the Treat Holder.

I used the Branching Out Dies for these Treat Holders. (the second cut from the cardstock and the third largest cut from Designer Series paper.)

Score on each end of the Second largest piece of cardstock you cut from the Branching out Die at 1-3/4" on each end.

Cut the Third largest piece cut from the Traditions of Christmas Designer Series Paper at 1-1/2" from each end.

Watch Video Tutorial for full demonstration.

Diy Christmas Hershey's Kisses Treat Holder


Angie Pyjas
817-975-3141

stampingwithamore@gmail.com
<http://www.stampingwithamore.com>




[A Little Cheer
Bundle \(English\) -
166124](#)

Price: \$36.00




[Branching Out
Dies - 165775](#)

Price: \$29.00




[Stylish Shapes
Dies - 159183](#)

Price: \$30.00



[Real Red 8-1/2" X
11" Cardstock -
102482](#)

Price: \$14.00




[Cherry Cobbler 8-
1/2" X 11"
Cardstock -
119685](#)

Price: \$14.00



[Old Olive 8-1/2" X
11" Cardstock -
100702](#)

Price: \$14.00



[Basic White 8-1/2"
X 11" Cardstock -
166780](#)

Price: \$14.00



[Misty Moonlight &
White 1/4" \(6.4
Mm\) Starter
Ribbon Pack -
165276](#)

Price: \$5.00



[Gold & Silver 1/8"
\(3.2 Mm\) Trim
Combo Pack -
161633](#)

Sale: \$4.50

Price: ~~\$9.00~~



[Hole Punch
Assortment -
165409](#)

Price: \$23.00



[Simply Scored
Scoring Tool -
122334](#)

Price: \$37.00



[Stampin' Seal -
152813](#)

Price: \$8.00