

Easy Diy Christmas Treat Box

Angie Pyjas
817-975-3141

stampingwithamore@gmail.com
<http://www.stampingwithamore.com>



Real Red Cardstock for Box and sides of Box. (Granny Apple Green for the Halloween Box)

Cut one piece at 8-1/2" x 3".

Score on the 8-1/2" side at 2" and 3-1/2".

Cut two pieces at 2-1/2" x 2-1/2".

Score 1/2" on three sides.

Sweetest Christmas Designer Series Paper for Matting. (Black & White Designs for Halloween Box)

Cut one for the front of the Box at 1-7/8" x 2-7/8".

Cut two for each side at 1-7/8" x 1-3/8"

For the Top cut one at 2-7/8" x 4-7/8".

Easy Diy Christmas Treat Box

Angie Pyjas

817-975-3141

stampingwithamore@gmail.com

<http://www.stampingwithamore.com>



Jingle Jingle Jingle
Photopolymer
Stamp Set
(English) - 153438

Add to Cart




Handmade Wishes
Photopolymer
Stamp Set
(English) - 159684

Add to Cart



Apple Blossoms
Dies - 160255

Add to Cart




Basic White 8-1/2"
X 11" Cardstock -
159276

Add to Cart



Real Red 8-1/2" X
11" Cardstock -
102482

Add to Cart




Evening Evergreen
8-1/2" X 11"
Cardstock -
155574

Add to Cart



Granny Apple
Green 8-1/2" X 11"
Cardstock -
146990

Add to Cart



Basic Black 8-1/2"
X 11" Cardstock -
121045

Add to Cart



Real Red &
Garden Green 3/8"
(1 Cm) Ribbon
Combo Pack -
159577

Add to Cart



Whisper White 1/4"
(6.4 Mm) Crinkled
Seam Binding
Ribbon - 151326

Add to Cart




Real Red Classic
Stampin' Pad -
147084

Add to Cart



Tuxedo Black
Memento Ink Pad -
132708

Add to Cart



Brushed Metallic
Adhesive Backed
Dots - 156506

Add to Cart

Add All to Cart